



Red Bull Ring Classics BG Sportpromotion, Red Bull Ring

SuperSixties

Laps and Sector Times - Race 2-2

9 - 11 June 2023

Red Bull Ring - 4318 mtr.

1 Frans VAN MAARSCHALKERWAART										Ford Mustang									
lap	Sect-1	Speed	Sect-2	Speed	Sect-3	Speed	TopSpeed	laptime	pit	lap	Sect-1	Speed	Sect-2	Speed	Sect-3	Speed	Topspeed	laptime	pit
1	33.431	153.0	56.200		38.128	118.9	166.7	2:07.759		8	30.440	160.7	54.489		38.228	<u>120.5</u>	164.9		2:03.157
2	30.638	160.0	54.015		38.927	118.2	165.1	2:03.580		9	30.329	157.4	54.578		38.090	<u>120.5</u>	170.1		2:02.997
3	30.242	163.1	53.669		<u>37.807</u>	120.4	171.7	2:01.718		10	30.262	156.1	54.585		38.052	118.0	171.2		2:02.899
4	30.343	<u>170.3</u>	53.834		38.196	<u>120.5</u>	161.7	2:02.373		11	30.657	157.2	53.987		38.383	117.9	170.9		2:03.027
5	30.684	158.4	53.781		38.881	119.6	165.4	2:03.346		12	<u>30.065</u>	163.1	<u>53.553</u>		37.854	118.6	167.2		<u>2:01.472</u>
6	30.519	158.1	54.630		Pit In		166.4	2:10.254		13	30.357	157.7	54.104		38.713	118.7	165.9		2:03.174
7	Pit Out	151.9	54.569		38.377	119.8	<u>177.3</u>	3:26.061		14	30.461	155.8	54.096		38.612	119.1	167.4		2:03.169

5 Graziano TESSARO										Fiat Abarth 1000 TC									
lap	Sect-1	Speed	Sect-2	Speed	Sect-3	Speed	TopSpeed	laptime	pit	lap	Sect-1	Speed	Sect-2	Speed	Sect-3	Speed	Topspeed	laptime	pit
1	36.880	<u>142.1</u>	1:00.982		<u>42.931</u>	<u>97.1</u>	149.0	2:20.793		3	<u>36.012</u>	134.2	<u>1:00.110</u>		43.382	96.0	147.1		<u>2:19.504</u>
2	36.449	134.3	1:00.263		43.872	95.4	<u>149.2</u>	2:20.584		4	36.568	132.0	1:05.554		47.559	92.6	142.9		2:29.681

13 Dieter Karl ANTON										Lotus Cortina									
lap	Sect-1	Speed	Sect-2	Speed	Sect-3	Speed	TopSpeed	laptime	pit	lap	Sect-1	Speed	Sect-2	Speed	Sect-3	Speed	Topspeed	laptime	pit
1	34.049	155.8	57.401		38.230	115.6	168.2	2:09.680		8	30.868	167.2	53.508		38.672	116.0	173.9		2:03.048
2	30.658	<u>172.5</u>	53.656		38.609	115.6	173.9	2:02.923		9	31.140	163.4	<u>53.006</u>		38.222	116.0	174.2		<u>2:02.368</u>
3	<u>30.571</u>	170.1	53.964		<u>37.888</u>	115.8	171.2	2:02.423		10	31.341	160.0	53.677		38.018	<u>116.3</u>	<u>179.7</u>		<u>2:03.036</u>
4	30.695	167.7	53.822		38.139	116.0	177.9	2:02.656		11	30.711	165.6	53.850		38.452	115.8	167.7		2:03.013
5	31.071	166.2	53.683		38.458	114.8	178.5	2:03.212		12	30.781	161.7	54.960		38.377	114.6	169.3		2:04.118
6	31.483	165.9	54.172		Pit In		171.4	2:10.552		13	30.971	166.2	55.395		38.313	113.1	171.4		2:04.679
7	Pit Out	157.9	54.471		39.143	116.1	172.2	3:26.159		14	30.891	167.7	54.429		38.854	110.6	162.9		2:04.174

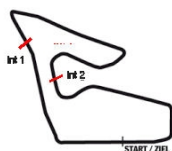
16 Giulio Frasson										Lotus Cortina									
lap	Sect-1	Speed	Sect-2	Speed	Sect-3	Speed	TopSpeed	laptime	pit	lap	Sect-1	Speed	Sect-2	Speed	Sect-3	Speed	Topspeed	laptime	pit
1	35.807	140.1	59.393		40.990	106.6	160.2	2:16.190		8	Pit Out	128.4	59.688		42.363	106.5	153.4		3:36.396
2	32.860	157.9	57.289		40.917	107.6	161.4	2:11.066		9	33.818	151.5	58.490		41.641	106.9	160.0		2:13.949
3	33.485	153.6	56.747		40.200	<u>108.5</u>	<u>164.1</u>	2:10.432		10	34.599	149.0	58.156		42.226	105.5	154.7		2:14.981
4	<u>32.493</u>	154.3	56.847		39.919	<u>108.5</u>	159.1	<u>2:09.259</u>		11	33.963	147.3	57.571		41.121	107.0	159.8		2:12.655
5	32.647	153.0	<u>56.592</u>		40.182	107.9	161.2	2:09.421		12	34.601	154.7	57.174		41.663	107.5	160.2		2:13.438
6	32.780	<u>163.4</u>	57.629		<u>39.786</u>	108.0	159.5	2:10.195		13	33.528	157.9	57.312		42.494	106.5	158.8		2:13.334
7	33.031	152.3	57.017		Pit In		153.2	2:14.830		14									

21 Lars BONDESSON										Lotus Elan									
lap	Sect-1	Speed	Sect-2	Speed	Sect-3	Speed	TopSpeed	laptime	pit	lap	Sect-1	Speed	Sect-2	Speed	Sect-3	Speed	Topspeed	laptime	pit
1	35.199	156.5	59.151		39.425	119.1	164.6	2:13.775		8	30.170	170.6	54.453		39.354	118.9	177.6		<u>2:03.977</u>
2	31.213	172.2	56.048		41.139	114.8	179.4	2:08.400		9	30.195	164.1	<u>53.160</u>		40.804	<u>120.5</u>	<u>181.2</u>		2:04.159
3	30.971	166.9	54.150		39.369	113.8	179.4	2:04.490		10	30.553	<u>175.9</u>	54.946		39.122	<u>119.3</u>	179.1		2:04.621
4	31.211	160.0	55.526		39.767	118.4	175.9	2:06.504		11	<u>29.973</u>	168.8	56.105		39.323	117.3	159.5		2:05.401
5	30.521	166.7	54.525		Pit In		178.8	2:10.614		12	30.654	170.9	55.104		<u>38.657</u>	120.0	166.9		2:04.415
6	Pit Out	156.1	55.084		38.928	118.9	167.4	3:26.243		13	30.148	171.7	55.287		38.663	119.3	161.9		2:04.098
7	30.861	173.4	54.474		39.143	118.0	173.9	2:04.478		14	31.380	164.9	54.229		38.974	118.4	171.2		2:04.583

33 Bas JANSEN										Shelby Cobra									
lap	Sect-1	Speed	Sect-2	Speed	Sect-3	Speed	TopSpeed	laptime	pit	lap	Sect-1	Speed	Sect-2	Speed	Sect-3	Speed	Topspeed	laptime	pit
1	30.649	172.0	49.789		35.075	135.6	187.8	1:55.513		9	<u>26.840</u>	197.1	48.973		35.080	132.2	196.0		<u>1:50.893</u>
2	27.144	191.2	49.202		35.602	134.2	188.5	1:51.948		10	27.808	189.1	<u>48.805</u>		34.815	<u>137.0</u>	199.6		1:51.428
3	27.119	182.7	49.367		34.979	135.6	191.5	1:51.465		11	27.053	178.2	49.964		35.395	135.8	187.5		1:52.412
4	27.100	184.9	49.795		35.080	133.8	192.5	1:51.975		12	27.022	194.6	49.174		35.059	134.0	190.8		1:51.255
5	27.180	182.7	49.968		34.863	134.9	194.9	1:52.011		13	26.849	190.1	49.002		35.109	135.8	<u>201.1</u>		1:50.960
6	27.150	186.9	49.947		<u>34.784</u>	135.8	197.8	1:51.881		14	28.253	188.5	49.688		35.064	132.9	193.2		1:53.005
7	26.901	191.2	49.758		Pit In		188.8	1:58.659		15	27.072	<u>201.9</u>	51.502		35.238	132.9	175.3		1:53.812
8	Pit Out	180.6	49.111		34.917	134.5	196.0	3:15.307		16									

37 DE VRIES-DE VRIES										Austin Mini Cooper S									
lap	Sect-1	Speed	Sect-2	Speed	Sect-3	Speed	TopSpeed	laptime	pit	lap	Sect-1	Speed	Sect-2	Speed	Sect-3	Speed	Topspeed	laptime	pit
1	34.251	138.8	57.007		38.173	110.3	165.9	2:09.431		8	32.121	160.7	54.893		38.507	109.4	172.0		2:05.521
2	31.713	<u>166.9</u>	54.760		39.601	109.5	159.8	2:06.074		9	31.696	163.1	55.255		40.026	109.1	159.5		2:06.977
3	31.832	163.4	54.141		38.187	110.3	<u>172.5</u>	2:04.160		10	31.706	164.6	54.797		38.986	109.8	169.3		2:05.489
4	31.746	163.4	<u>54.011</u>		<u>37.729</u>	110.5	172.0	<u>2:03.486</u>		11	32.439	150.0	56.260		38.839	110.5	161.0		2:07.538
5	<u>31.586</u>	162.2	55.495		Pit In		<u>172.5</u>	2:10.458		12	32.018	157.0	54.946		38.241	<u>110.8</u>	165.4		2:05.205
6	Pit Out	154.7	55.045		38.859	109.5	171.4	3:25.883		13	31.603	164.6	55.007		38.456	110.2	167.4		2:05.066
7	36.266	126.0	56.172		38.842	109.4	170.9	2:11.280		14	31.711	165.1	54.438		38.312	109.5	166.9		2:04.461





Red Bull Ring Classics

BG Sportpromotion, Red Bull Ring

SuperSixties

Laps and Sector Times - Race 2-2

9 - 11 June 2023

Red Bull Ring - 4318 mtr.

43 Holger FELSKE										MGB									
lap	Sect-1	Speed	Sect-2	Speed	Sect-3	Speed	TopSpeed	laptime	pit	lap	Sect-1	Speed	Sect-2	Speed	Sect-3	Speed	Topspeed	laptime	pit
1	36.207	135.2	58.535		40.401	105.5	163.6	2:15.143		8	33.126	154.1	56.962		40.506	103.8	165.4	2:10.594	
2	32.963	151.0	56.241		41.481	105.7	163.6	2:10.685		9	33.142	154.9	56.698		39.512	106.7	163.6	2:09.352	
3	32.970	154.1	<u>55.893</u>		39.843	106.5	164.4	<u>2:08.706</u>		10	33.107	153.8	1:07.007		39.668	103.7	159.1	2:19.782	
4	<u>32.722</u>	152.8	56.243		Pit In		165.1	2:11.983		11	33.457	146.1	57.012		39.479	106.0	164.1	2:09.948	
5	Pit Out	147.7	56.006		<u>39.003</u>	105.5	162.4	3:27.831		12	33.694	151.7	56.628		39.667	104.9	159.5	2:09.989	
6	33.071	153.6	56.356		39.328	106.6	165.1	2:08.755		13	33.592	<u>156.5</u>	57.163		39.789	101.9	158.1	2:10.544	
7	33.245	152.3	56.654		39.518	<u>107.8</u>	164.4	2:09.417		14									

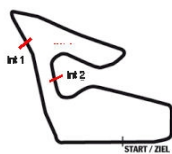
45 Bob STEVENS										Lotus Elan									
lap	Sect-1	Speed	Sect-2	Speed	Sect-3	Speed	TopSpeed	laptime	pit	lap	Sect-1	Speed	Sect-2	Speed	Sect-3	Speed	Topspeed	laptime	pit
1	31.573	169.0	52.415		35.962	121.1	175.3	1:59.950		9	Pit Out	180.0	50.821		35.254	122.2	176.5	3:23.540	
2	28.592	181.8	50.973		35.348	122.2	178.5	1:54.913		10	28.451	184.9	50.059		36.509	120.2	185.6	1:55.019	
3	28.610	180.9	50.580		36.259	119.8	186.2	1:55.449		11	28.496	186.9	49.902		35.731	120.5	192.2	1:54.129	
4	29.015	184.0	51.244		35.704	122.4	186.2	1:55.963		12	28.183	<u>193.2</u>	49.872		36.125	122.0	<u>193.5</u>	1:54.180	
5	28.407	180.0	50.871		35.250	123.2	186.5	1:54.528		13	28.163	188.2	50.188		<u>35.088</u>	123.2	185.6	<u>1:53.439</u>	
6	29.561	181.8	50.446		35.285	123.0	181.5	1:55.292		14	28.028	190.8	<u>49.747</u>		37.341	120.4	192.2	1:55.116	
7	28.351	183.4	49.887		35.381	<u>123.4</u>	187.5	1:53.619		15	<u>27.982</u>	186.2	50.120		35.816	122.4	189.5	1:53.918	
8	28.398	182.7	50.671		Pit In		185.6	1:59.147		16									

46 Jos STEVENS										Lotus Elan									
lap	Sect-1	Speed	Sect-2	Speed	Sect-3	Speed	TopSpeed	laptime	pit	lap	Sect-1	Speed	Sect-2	Speed	Sect-3	Speed	Topspeed	laptime	pit
1	32.949	169.0	53.458		37.153	118.9	172.0	2:03.560		9	29.255	174.8	51.811		37.970	119.3	173.6	1:59.036	
2	30.202	175.3	51.810		38.100	117.9	175.9	2:00.112		10	29.345	179.4	51.395		37.086	118.4	184.9	1:57.826	
3	29.458	178.8	51.494		36.659	119.3	181.8	1:57.611		11	29.532	177.3	53.045		<u>36.316</u>	120.9	177.0	1:58.893	
4	29.933	163.9	52.446		37.357	119.8	177.9	1:59.736		12	29.394	174.2	52.621		37.033	120.4	165.1	1:59.048	
5	29.945	170.3	52.696		Pit In		177.6	2:07.025		13	31.591	169.3	52.404		37.416	120.4	170.1	2:01.411	
6	Pit Out	175.3	52.094		36.901	108.8	182.7	3:16.961		14	29.490	177.9	52.418		36.360	<u>121.3</u>	184.0	1:58.268	
7	30.023	181.2	52.980		36.794	120.9	182.4	1:59.797		15	<u>28.921</u>	<u>184.0</u>	<u>51.271</u>		36.943	120.2	<u>185.2</u>	<u>1:57.135</u>	
8	29.522	177.6	51.280		36.644	119.3	184.9	1:57.446		16									

51 Magnus LILLERSKOG										Lotus Cortina									
lap	Sect-1	Speed	Sect-2	Speed	Sect-3	Speed	TopSpeed	laptime	pit	lap	Sect-1	Speed	Sect-2	Speed	Sect-3	Speed	Topspeed	laptime	pit
1	34.034	151.0	59.954		40.054	<u>112.2</u>	149.8	2:14.042		8	32.094	163.1	55.324		40.618	109.8	167.2	2:08.036	
2	31.968	158.4	56.770		40.636	110.3	153.8	2:09.374		9	32.361	161.7	56.021		40.719	110.5	166.7	2:09.101	
3	31.992	<u>164.9</u>	55.422		<u>39.652</u>	111.4	165.6	<u>2:07.066</u>		10	31.770	161.7	55.498		40.325	110.6	169.5	2:07.593	
4	<u>31.732</u>	162.2	55.499		Pit In		165.6	2:11.887		11	31.954	161.4	56.222		40.461	111.1	167.2	2:08.637	
5	Pit Out	157.4	56.574		39.963	108.3	161.2	3:27.817		12	32.137	159.5	55.713		40.931	109.5	169.0	2:08.781	
6	32.138	162.2	<u>55.052</u>		40.536	110.8	<u>171.4</u>	2:07.733		13	32.274	163.1	56.877		40.514	109.2	164.4	2:09.665	
7	32.389	159.3	56.364		40.604	111.5	164.9	2:09.357		14	32.109	162.2	56.513		41.459	104.2	158.8	2:10.081	

55 Mats EK										Lotus Elan S2									
lap	Sect-1	Speed	Sect-2	Speed	Sect-3	Speed	TopSpeed	laptime	pit	lap	Sect-1	Speed	Sect-2	Speed	Sect-3	Speed	Topspeed	laptime	pit
1	34.311	159.8	55.438		37.987	115.6	163.4	2:07.736		8	29.997	167.4	52.593		38.067	118.2	175.3	2:00.657	
2	29.897	175.0	52.860		38.400	114.1	174.2	2:01.157		9	30.384	<u>179.7</u>	52.638		38.167	116.1	176.2	2:01.189	
3	29.862	175.3	<u>52.314</u>		37.657	116.8	<u>178.8</u>	1:59.833		10	29.986	167.4	52.513		38.255	115.1	175.6	2:00.754	
4	29.633	172.8	52.831		37.810	116.6	174.2	2:00.274		11	29.660	173.6	53.501		38.025	119.6	170.6	2:01.186	
5	29.786	165.6	53.116		Pit In		171.4	2:08.847		12	29.862	175.9	53.632		37.706	114.5	142.7	2:01.200	
6	Pit Out	148.4	53.932		37.487	116.8	168.5	3:25.131		13	30.260	156.3	52.939		37.288	117.3	163.1	2:00.487	
7	30.173	162.2	52.863		37.852	116.3	166.9	2:00.888		14	<u>29.566</u>	165.1	52.720		<u>37.168</u>	<u>121.5</u>	177.6	<u>1:59.454</u>	

58 Jan KLING										Ford GT40									
lap	Sect-1	Speed	Sect-2	Speed	Sect-3	Speed	TopSpeed	laptime	pit	lap	Sect-1	Speed	Sect-2	Speed	Sect-3	Speed	Topspeed	laptime	pit
1	30.257	169.3	50.098		35.028	133.6	198.2	1:55.383		9	27.162	195.3	48.635		35.576	134.2	194.9	1:51.373	
2	26.961	193.5	49.054		35.737	132.0	188.5	1:51.752		10	<u>26.501</u>	193.2	<u>48.564</u>		34.988	134.2	<u>202.6</u>	<u>1:50.053</u>	
3	27.387	181.5	49.138		35.304	133.3	187.8	1:51.829		11	27.363	178.2	49.529		36.171	125.7	197.8	1:53.063	
4	26.946	<u>196.0</u>	49.361		35.252	128.2	192.9	1:51.559		12	27.287	187.8	49.279		35.363	132.2	184.0	1:51.929	
5	27.584	182.1	49.380		35.422	127.3	193.5	1:52.386		13	27.922	187.8	49.191		<u>34.902</u>	<u>135.6</u>	189.5	1:52.015	
6	27.411	180.9	48.850		35.026	132.2	187.8	1:51.287		14	27.620	188.2	49.352		35.174	133.1	199.6	1:52.146	
7	27.106	182.4	49.358		Pit In		184.6	1:56.527		15	28.429	194.9	53.771		35.889	133.6	<u>202.6</u>	1:58.089	
8	Pit Out	167.2	50.058		35.209	131.3	183.4	3:17.245		16									



Red Bull Ring Classics

BG Sportpromotion, Red Bull Ring

SuperSixties

Laps and Sector Times - Race 2-2

9 - 11 June 2023

Red Bull Ring - 4318 mtr.

62 Roelant DE WAARD										Shelby GT350									
lap	Sect-1	Speed	Sect-2	Speed	Sect-3	Speed	TopSpeed	laptime	pit	lap	Sect-1	Speed	Sect-2	Speed	Sect-3	Speed	Topspeed	laptime	pit
1	31.581	164.1	53.024		36.189	<u>132.2</u>	161.9	2:00.794		9	27.860	168.5	50.437		36.359	130.7	172.2	1:54.656	
2	28.496	161.7	52.142		36.701	130.0	164.4	1:57.339		10	27.947	161.4	50.321		36.327	132.0	170.9	1:54.595	
3	28.617	168.8	50.994		35.949	131.3	172.2	1:55.560		11	<u>27.785</u>	170.3	<u>50.112</u>		36.518	129.2	<u>173.9</u>	1:54.415	
4	28.022	163.1	51.120		36.014	131.6	168.8	1:55.156		12	28.236	169.8	1:00.595		37.091	130.3	161.7	2:05.922	
5	28.399	168.0	50.446		36.243	131.1	171.2	1:55.088		13	28.257	<u>176.8</u>	50.246		35.909	131.1	172.2	<u>1:54.412</u>	
6	28.172	166.4	50.943		36.228	129.6	166.7	1:55.343		14	28.126	168.5	51.124		37.241	120.4	167.7	1:56.491	
7	27.917	169.5	50.952		Pit In		171.7	1:59.891		15	28.079	173.9	51.259		36.132	129.4	167.2	1:55.470	
8	Pit Out	175.6	51.097		<u>35.699</u>	<u>132.2</u>	169.8	3:11.166		16									

63 MUTSCHLER-MUTSCHLER										MGB									
lap	Sect-1	Speed	Sect-2	Speed	Sect-3	Speed	TopSpeed	laptime	pit	lap	Sect-1	Speed	Sect-2	Speed	Sect-3	Speed	Topspeed	laptime	pit
1	35.694	144.8	58.522		40.465	105.6	161.7	2:14.681		8	34.073	153.0	59.293		41.908	104.5	155.6	2:15.274	
2	32.801	<u>161.0</u>	<u>56.341</u>		41.326	104.9	163.4	2:10.468		9	33.726	156.3	57.957		42.155	105.5	159.8	2:13.838	
3	32.565	157.2	56.438		<u>39.685</u>	<u>109.1</u>	<u>168.0</u>	<u>2:08.688</u>		10	33.547	157.4	59.698		41.867	105.9	145.4	2:15.112	
4	<u>32.266</u>	160.2	56.873		40.085	107.3	157.2	2:09.224		11	33.460	158.1	59.061		41.696	104.1	153.6	2:14.217	
5	32.484	156.5	59.798		Pit In		167.7	2:24.245		12	33.794	157.7	59.897		41.890	106.3	149.4	2:15.581	
6	Pit Out	146.1	1:00.524		43.004	103.5	154.3	3:41.034		13	33.890	159.5	58.828		41.283	107.3	156.3	2:14.001	
7	34.307	156.1	59.216		42.830	104.3	158.8	2:16.353		14									

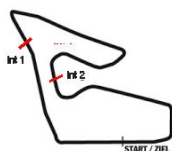
64 Egbert KOLVOORT										MGB									
lap	Sect-1	Speed	Sect-2	Speed	Sect-3	Speed	TopSpeed	laptime	pit	lap	Sect-1	Speed	Sect-2	Speed	Sect-3	Speed	Topspeed	laptime	pit
1	35.344	145.7	58.108		40.307	104.6	162.9	2:13.759		7	32.789	152.1	57.075		39.460	104.6	<u>165.6</u>	2:09.324	
2	33.158	<u>157.7</u>	<u>55.880</u>		41.047	106.7	164.6	2:10.085		8	32.815	150.0	56.174		39.917	104.3	164.9	2:08.906	
3	<u>32.620</u>	157.4	56.424		39.141	<u>107.2</u>	163.6	2:08.185		9	32.773	148.4	56.035		39.249	104.6	165.1	<u>2:08.057</u>	
4	32.709	154.1	56.695		Pit In		163.4	2:12.446		10	32.883	153.2	56.294		39.582	105.9	161.0	2:08.759	
5	Pit Out	140.1	56.597		39.145	107.0	162.7	3:27.205		11	32.782	151.5	56.218		<u>39.119</u>	105.2	161.9	2:08.119	
6	33.052	150.2	55.995		39.201	106.0	164.6	2:08.248		12									

67 WILHELM-VAN GELDER										Jaguar E-Type									
lap	Sect-1	Speed	Sect-2	Speed	Sect-3	Speed	TopSpeed	laptime	pit	lap	Sect-1	Speed	Sect-2	Speed	Sect-3	Speed	Topspeed	laptime	pit
1	33.071	157.2	54.804		37.489	119.5	171.7	2:05.364		8	30.499	176.2	53.695		38.664	117.2	170.3	2:02.858	
2	29.819	174.8	53.569		37.522	119.3	174.8	2:00.910		9	30.926	164.6	<u>53.225</u>		38.776	117.7	174.5	2:02.927	
3	<u>29.717</u>	173.4	53.474		<u>37.010</u>	118.9	<u>180.3</u>	<u>2:00.201</u>		10	30.697	161.0	53.554		38.053	<u>122.6</u>	174.5	2:02.304	
4	29.774	<u>176.5</u>	53.377		37.260	116.6	165.4	2:00.411		11	30.660	169.0	53.811		38.731	115.8	172.5	2:03.202	
5	29.961	165.6	53.533		Pit In		179.4	2:10.036		12	30.646	162.7	53.385		38.202	116.0	170.9	2:02.233	
6	Pit Out	155.4	53.949		39.227	117.2	168.5	3:36.167		13	30.227	172.0	54.048		38.382	116.8	171.4	2:02.657	
7	31.410	168.0	53.852		38.697	117.5	171.2	2:03.959		14	30.499	165.9	53.716		39.104	120.9	172.2	2:03.319	

68 VAN DUIJVENDIJK-Pandelaar										TVR Griffith 200/400									
lap	Sect-1	Speed	Sect-2	Speed	Sect-3	Speed	TopSpeed	laptime	pit	lap	Sect-1	Speed	Sect-2	Speed	Sect-3	Speed	Topspeed	laptime	pit
1	30.980	170.9	52.420		35.523	131.3	153.6	1:58.923		9	28.247	165.9	50.749		35.986	131.3	177.0	1:54.982	
2	28.902	166.9	52.513		36.559	128.4	160.7	1:57.974		10	28.345	172.2	50.747		35.117	131.3	179.4	1:54.209	
3	30.829	152.8	51.594		35.890	130.5	168.8	1:58.313		11	27.341	<u>180.3</u>	<u>49.644</u>		36.169	127.9	175.9	1:53.154	
4	29.188	159.5	51.893		35.534	131.3	159.3	1:56.615		12	28.048	166.9	50.136		35.240	131.8	183.1	1:53.424	
5	27.978	173.9	50.367		35.259	<u>133.3</u>	161.7	1:53.604		13	27.444	161.9	49.715		34.879	132.0	188.5	<u>1:52.038</u>	
6	27.679	166.2	51.023		35.795	130.7	157.0	1:54.497		14	27.426	165.6	50.008		34.672	130.3	173.9	1:52.106	
7	28.004	176.8	50.827		Pit In		154.1	2:01.912		15	<u>27.182</u>	178.5	50.632		<u>34.662</u>	129.2	<u>201.1</u>	1:52.476	
8	Pit Out	172.5	57.152		36.070	126.1	199.6	3:35.122		16									

85 Mark DOLS										Marcos 1800 GT									
lap	Sect-1	Speed	Sect-2	Speed	Sect-3	Speed	TopSpeed	laptime	pit	lap	Sect-1	Speed	Sect-2	Speed	Sect-3	Speed	Topspeed	laptime	pit
1	31.287	167.7	53.301		36.739	118.4	171.7	2:01.327		8	Pit Out	170.9	52.699		36.952	119.5	176.5	3:15.413	
2	30.637	<u>184.6</u>	<u>51.702</u>		37.696	118.9	179.4	2:00.035		9	29.800	178.2	52.222		36.551	118.9	179.4	1:58.573	
3	<u>29.149</u>	177.0	51.954		36.612	118.0	181.8	1:57.715		10	29.471	180.9	51.914		<u>36.150</u>	<u>122.2</u>	180.6	<u>1:57.535</u>	
4	30.566	179.1	52.026		36.882	118.9	175.9	1:59.474		11	29.396	180.6	53.371		36.441	119.8	171.7	1:59.208	
5	29.875	182.4	53.452		37.266	118.2	169.3	2:00.593		12	29.945	180.9	51.822		36.963	117.7	173.9	1:58.730	
6	30.523	177.3	53.366		37.165	118.4	169.8	2:01.054		13	33.236	163.1	57.265		Pit In		141.2	2:15.469	
7	30.871	177.0	53.634		Pit In		<u>182.7</u>	2:04.491		14									

89 Frits CAMPAGNE										Ford Anglia Super									
lap	Sect-1	Speed	Sect-2	Speed	Sect-3	Speed	TopSpeed	laptime	pit	lap	Sect-1	Speed	Sect-2	Speed	Sect-3	Speed	Topspeed	laptime	pit
1	37.432	<u>141.2</u>	1:00.896		42.681	98.0	152.8	2:21.009		7	Pit Out	129.8	1:00.810		42.549	97.2	150.4	3:44.123	
2	36.133	140.1	1:00.839		43.402	96.2	<u>153.0</u>	2:20.374		8	36.203	136.4	59.739		42.640	97.2	150.4	2:18.582	
3	38.000	137.1	1:00.890		47.379	96.0	151.7	2:26.269		9	35.913	136.7	<u>59.294</u>		43.067	97.4	151.0	2:18.274	



Red Bull Ring Classics BG Sportpromotion, Red Bull Ring

SuperSixties

9 - 11 June 2023

Laps and Sector Times - Race 2-2

Red Bull Ring - 4318 mtr.

4	37.062	124.1	1:02.595	44.206	97.5	148.8	2:23.863	10	35.400	137.9	59.632	42.782	<u>99.2</u>	149.6	2:17.814
5	38.830	136.2	1:00.390	43.133	96.6	150.8	2:22.353	11	35.898	137.6	59.427	<u>42.393</u>	97.4	148.8	<u>2:17.718</u>
6	36.599	136.7	1:00.192	Pit In		151.5	2:26.259	12	<u>35.395</u>	140.6	59.322	43.187	96.9	148.8	2:17.904

98 WINCHESTER-MALLARD									Shelby American Cobra										
lap	Sect-1	Speed	Sect-2	Speed	Sect-3	Speed	TopSpeed	laptime	pit	lap	Sect-1	Speed	Sect-2	Speed	Sect-3	Speed	Topspeed	laptime	pit
1	32.087	149.8	53.436		37.313	126.3	156.7	2:02.836		9	28.276	166.2	51.793		36.228	129.2	160.0	1:56.297	
2	29.359	162.9	52.654		37.305	123.9	152.1	1:59.318		10	28.360	169.8	51.137		<u>36.227</u>	126.9	178.5	1:55.724	
3	28.732	162.9	52.515		37.144	128.4	163.1	1:58.391		11	27.942	176.8	<u>50.732</u>		36.455	127.9	<u>179.4</u>	<u>1:55.129</u>	
4	29.552	163.4	52.565		38.024	123.8	166.9	2:00.141		12	<u>27.761</u>	159.8	51.512		36.391	129.2	173.6	1:55.664	
5	29.492	164.9	52.989		37.640	127.7	163.1	2:00.121		13	31.749	162.4	51.701		37.015	127.9	174.5	2:00.465	
6	29.930	159.1	53.481		Pit In		167.2	2:08.457		14	28.157	166.2	52.097		37.295	123.6	171.7	1:57.549	
7	Pit Out	150.6	54.457		36.919	128.4	152.1	3:27.496		15	28.752	<u>178.8</u>	51.742		37.280	123.9	169.0	1:57.774	
8	28.680	159.3	52.649		36.718	<u>132.2</u>	163.1	1:58.047		16									

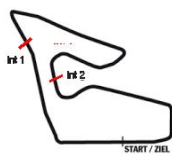
101 DEENI K-SINKE									Ford Falcon										
lap	Sect-1	Speed	Sect-2	Speed	Sect-3	Speed	TopSpeed	laptime	pit	lap	Sect-1	Speed	Sect-2	Speed	Sect-3	Speed	Topspeed	laptime	pit
1	31.844	155.2	53.039		36.579	<u>127.3</u>	163.1	2:01.462		8	29.138	162.9	<u>52.428</u>		37.819	122.4	165.6	1:59.385	
2	28.834	164.1	52.781		36.741	126.1	166.4	<u>1:58.356</u>		9	29.069	155.2	52.709		37.259	122.4	165.4	1:59.037	
3	28.573	157.2	53.106		36.956	126.3	<u>175.0</u>	1:58.635		10	29.444	157.2	52.520		37.211	126.5	163.4	1:59.175	
4	28.678	166.2	53.060		36.826	<u>127.3</u>	163.6	1:58.564		11	28.698	164.4	53.723		36.997	122.8	154.5	1:59.418	
5	<u>28.355</u>	<u>168.5</u>	52.938		Pit In		153.0	2:08.467		12	28.847	161.9	52.859		37.310	126.7	162.2	1:59.016	
6	Pit Out	164.4	53.279		<u>36.531</u>	123.9	157.7	3:15.978		13	42.530	146.1	53.582		37.001	123.6	147.5	2:13.113	
7	29.079	160.2	52.561		37.014	126.5	162.4	1:58.654		14	30.276	137.4	55.213		38.268	124.1	150.8	2:03.757	

103 VAN GAMMAREN-VAN GAMMAREN									Porsche 911										
lap	Sect-1	Speed	Sect-2	Speed	Sect-3	Speed	TopSpeed	laptime	pit	lap	Sect-1	Speed	Sect-2	Speed	Sect-3	Speed	Topspeed	laptime	pit
1	33.851	154.1	56.176		37.720	<u>115.6</u>	162.2	2:07.747		8	30.991	161.2	54.774		<u>37.490</u>	115.3	177.0	2:03.255	
2	30.785	169.3	54.914		38.014	113.1	179.1	2:03.713		9	30.691	166.4	54.269		38.713	114.3	179.1	2:03.673	
3	30.990	170.3	<u>54.176</u>		37.532	113.6	178.5	<u>2:02.698</u>		10	30.936	172.5	54.914		37.857	113.0	<u>180.3</u>	2:03.707	
4	30.683	<u>174.8</u>	55.100		38.154	115.1	175.0	2:03.937		11	32.247	163.6	54.936		37.663	114.9	173.4	2:04.846	
5	30.967	167.7	54.844		39.210	114.1	177.3	2:05.021		12	<u>30.418</u>	171.7	54.775		37.661	114.1	177.9	2:02.854	
6	30.618	159.8	55.065		Pit In		177.6	2:10.959		13	30.868	170.6	54.888		39.957	84.3	176.8	2:05.713	
7	Pit Out	165.1	55.468		38.476	115.1	175.6	3:25.106		14									

110 Michiel CAMPAGNE									Corvette Grand Sport										
lap	Sect-1	Speed	Sect-2	Speed	Sect-3	Speed	TopSpeed	laptime	pit	lap	Sect-1	Speed	Sect-2	Speed	Sect-3	Speed	Topspeed	laptime	pit
1	29.585	169.3	49.482		<u>34.820</u>	137.5	180.0	1:53.887		6	26.949	179.7	48.676		34.842	136.6	196.7	<u>1:50.467</u>	
2	27.371	181.5	49.109		35.545	135.6	176.2	1:52.025		7	27.101	<u>191.2</u>	49.622		Pit In		175.9	1:54.878	
3	27.447	175.9	49.260		35.158	135.2	180.9	1:51.865		8	Pit Out	161.4	49.568		35.168	134.5	182.1	3:17.592	
4	27.284	178.8	49.931		35.206	136.8	189.8	1:52.421		9	26.906	175.9	49.490		34.972	137.3	189.1	1:51.368	
5	27.529	184.6	49.509		35.333	136.6	188.8	1:52.371		10	<u>26.780</u>	189.1	<u>48.308</u>		35.690	<u>139.2</u>	200.0	1:50.778	

167 Kaj DAHLBACKA									Corvette Grand Sport										
lap	Sect-1	Speed	Sect-2	Speed	Sect-3	Speed	TopSpeed	laptime	pit	lap	Sect-1	Speed	Sect-2	Speed	Sect-3	Speed	Topspeed	laptime	pit
1	30.930	156.1	52.968		35.505	138.5	162.4	1:59.403		9	Pit Out	162.2	49.961		35.818	<u>141.7</u>	180.0	3:13.087	
2	26.821	178.2	49.944		35.244	136.6	176.8	1:52.009		10	27.134	168.0	48.930		35.430	138.9	193.2	1:51.494	
3	26.694	178.8	49.858		35.126	135.4	185.6	1:51.678		11	26.447	180.3	<u>48.728</u>		<u>34.964</u>	138.2	183.4	<u>1:50.139</u>	
4	26.870	179.1	49.117		35.890	137.5	<u>195.3</u>	1:51.877		12	27.008	168.8	50.171		35.532	134.5	163.6	1:52.711	
5	26.937	169.0	49.241		35.618	138.2	193.2	1:51.796		13	26.734	183.1	49.225		35.299	137.3	167.2	1:51.258	
6	26.573	178.5	49.604		35.217	140.7	174.8	1:51.394		14	<u>26.113</u>	<u>185.6</u>	48.950		35.509	135.2	181.5	1:50.572	
7	26.546	178.8	49.014		36.315	136.3	187.8	1:51.875		15	26.282	183.7	48.757		35.728	133.8	189.5	1:50.767	
8	26.802	168.5	49.558		Pit In		176.2	2:02.417		16									

262 Hemmo VRI END									Ford Falcon										
lap	Sect-1	Speed	Sect-2	Speed	Sect-3	Speed	TopSpeed	laptime	pit	lap	Sect-1	Speed	Sect-2	Speed	Sect-3	Speed	Topspeed	laptime	pit
1	33.428	154.9	56.032		37.979	119.6	160.5	2:07.439		8	29.379	172.8	<u>52.757</u>		37.687	121.3	172.0	1:59.823	
2	29.236	175.9	52.808		38.411	120.0	172.2	2:00.455		9	29.961	172.2	53.199		38.138	121.5	169.0	2:01.298	
3	29.705	173.4	53.012		38.002	119.8	<u>174.5</u>	2:00.719		10	29.193	172.5	52.827		<u>37.600</u>	<u>122.6</u>	172.5	<u>1:59.620</u>	
4	<u>29.131</u>	<u>177.3</u>	52.953		38.216	120.5	169.0	2:00.300		11	29.402	152.8	53.424		38.216	119.8	164.6	2:01.042	
5	29.446	173.9	53.169		38.253	120.9	173.9	2:00.868		12	29.346	168.8	53.025		38.243	112.0	172.5	2:00.614	
6	29.669	169.3	54.079		Pit In		173.9	2:09.712		13	30.268	167.2	54.175		38.853	119.6	159.1	2:03.296	
7	Pit Out	155.4	53.306		38.137	120.7	170.9	3:22.549		14	29.204	156.5	53.860		37.788	120.9	172.0	2:00.852	



Red Bull Ring Classics

BG Sportpromotion, Red Bull Ring

SuperSixties

Laps and Sector Times - Race 2-2

9 - 11 June 2023

Red Bull Ring - 4318 mtr.

289 BIJLEVELD Martin-VAN DER ENDE										Ford Falcon									
lap	Sect-1	Speed	Sect-2	Speed	Sect-3	Speed	TopSpeed	laptime	pit	lap	Sect-1	Speed	Sect-2	Speed	Sect-3	Speed	Topspeed	laptime	pit
444 VAN LEENEN-DU TOY VAN HEES										Lotus Cortina									
lap	Sect-1	Speed	Sect-2	Speed	Sect-3	Speed	TopSpeed	laptime	pit	lap	Sect-1	Speed	Sect-2	Speed	Sect-3	Speed	Topspeed	laptime	pit
1	33.750	145.7	59.310		40.071	112.3	142.1	2:13.131		8	31.379	158.1	55.195		38.857	113.0	162.2	2:05.431	
2	32.840	153.2	57.011		41.651	111.5	146.5	2:11.502		9	31.526	155.6	54.921		39.318	108.9	167.4	2:05.765	
3	31.947	144.8	56.661		39.723	113.5	154.3	2:08.331		10	31.087	167.2	54.459		38.629	114.0	164.4	2:04.175	
4	31.942	159.3	56.075		40.320	111.2	154.1	2:08.337		11	<u>30.846</u>	163.9	55.043		38.442	113.5	161.4	2:04.331	
5	32.000	148.6	56.925		Pit In		153.2	2:15.334		12	31.087	162.2	55.362		38.560	<u>114.1</u>	151.7	2:05.009	
6	Pit Out	156.5	54.885		38.772	113.8	<u>171.7</u>	3:30.777		13	30.846	167.2	54.888		38.877	109.2	154.1	2:04.611	
7	31.477	141.2	55.012		39.190	<u>114.1</u>	159.3	2:05.679		14	31.266	<u>169.5</u>	<u>54.183</u>		<u>38.327</u>	113.8	163.4	<u>2:03.776</u>	
503 ADRI AANS-ADRIAANS										Shelby Cobra									
lap	Sect-1	Speed	Sect-2	Speed	Sect-3	Speed	TopSpeed	laptime	pit	lap	Sect-1	Speed	Sect-2	Speed	Sect-3	Speed	Topspeed	laptime	pit
1	31.007	161.9	53.075		36.557	132.2	184.6	2:00.639		9	27.905	173.6	50.436		37.258	130.3	182.7	1:55.599	
2	28.200	172.0	51.649		36.667	130.9	168.2	1:56.516		10	27.922	163.6	50.908		36.247	129.4	182.7	1:55.077	
3	29.009	181.8	50.590		36.530	129.2	<u>188.2</u>	1:56.129		11	27.812	176.5	<u>50.126</u>		<u>35.997</u>	131.3	181.2	<u>1:53.935</u>	
4	27.890	183.4	50.939		36.387	<u>132.7</u>	180.9	1:55.216		12	<u>27.574</u>	173.4	50.773		36.112	129.2	166.9	1:54.459	
5	28.080	<u>187.8</u>	50.409		36.614	132.0	185.9	1:55.103		13	27.615	181.8	50.737		36.361	130.5	182.4	1:54.713	
6	27.960	177.9	50.613		36.686	129.4	186.2	1:55.259		14	27.872	176.5	50.555		36.270	132.4	185.6	1:54.697	
7	27.794	184.0	50.990		Pit In		182.4	1:58.571		15	27.930	184.9	51.731		36.730	129.6	166.7	1:56.391	
8	Pit Out	182.7	51.540		36.040	132.2	168.8	3:13.749		16									