

## Red Bull Ring Classics

### BG Sportpromotion, Red Bull Ring

SuperSixties

9 - 11 June 2023

Laps and Sector Times - Race 1

Red Bull Ring - 4318 mtr.

1 Frans VAN MAARSCHALKERWAART									Ford Mustang										
lap	Sect-1	Speed	Sect-2	Speed	Sect-3	Speed	TopSpeed	laptime	pit	lap	Sect-1	Speed	Sect-2	Speed	Sect-3	Speed	Topspeed	laptime	pit
1	Pit Out	153.0	56.485		51.552	95.2	154.3	2:18.196		10	Pit Out	149.8	54.279		38.660	117.9	170.6	3:27.125	
2	32.903	159.3	55.620		39.799	118.7	154.1	2:08.322		11	30.325	166.9	55.026		40.915	114.6	161.4	2:06.266	
3	30.928	168.0	55.529		38.755	118.9	162.9	2:05.212		12	30.939	162.4	54.251		39.396	119.8	170.1	2:04.586	
4	31.082	156.1	55.295		39.590	115.3	169.3	2:05.967		13	30.471	158.1	56.126		38.804	<u>120.2</u>	172.2	2:05.401	
5	30.467	155.2	55.252		38.805	120.0	172.5	2:04.524		14	30.774	151.5	54.825		38.586	<u>120.2</u>	<u>173.4</u>	2:04.185	
6	30.758	157.0	56.608		39.526	118.4	159.3	2:06.892		15	30.281	164.6	<u>53.704</u>		38.581	<u>120.2</u>	165.9	<u>2:02.566</u>	
7	30.272	157.7	57.593		39.666	118.4	155.8	2:07.531		16	30.516	162.9	53.809		38.924	117.7	166.9	2:03.249	
8	30.435	<u>173.1</u>	55.856		39.471	115.3	155.4	2:05.762		17	30.142	157.7	55.012		<u>38.302</u>	120.0	172.5	2:03.456	
9	<u>30.127</u>	169.3	54.450		Pit In		158.8	2:10.313		18	30.579	161.0	55.809		39.122	111.2	167.7	2:05.510	

2 Carlo HAMILTON									Ford Falcon										
lap	Sect-1	Speed	Sect-2	Speed	Sect-3	Speed	TopSpeed	laptime	pit	lap	Sect-1	Speed	Sect-2	Speed	Sect-3	Speed	Topspeed	laptime	pit
1	32.485	157.4	52.750		37.235	<u>125.3</u>	167.2	2:02.470		2	29.739	170.6	<u>51.554</u>		<u>37.138</u>	124.3	<u>177.3</u>	<u>1:58.431</u>	

5 Graziano TESSARO									Fiat Abarth 1000 TC										
lap	Sect-1	Speed	Sect-2	Speed	Sect-3	Speed	TopSpeed	laptime	pit	lap	Sect-1	Speed	Sect-2	Speed	Sect-3	Speed	Topspeed	laptime	pit
1	40.032	137.6	1:01.463		43.463	96.6	150.6	2:24.958		9	Pit Out	136.5	58.604		42.055	100.4	150.2	3:40.263	
2	35.441	143.4	59.955		42.753	96.5	147.3	2:18.149		10	35.105	142.3	57.666		39.857	100.3	152.1	2:12.628	
3	35.805	141.2	59.550		42.896	95.8	149.2	2:18.251		11	33.873	143.6	55.866		39.102	<u>103.3</u>	154.1	<u>2:08.841</u>	
4	35.983	140.1	1:01.412		43.690	96.9	146.7	2:21.085		12	34.280	142.5	56.617		<u>39.095</u>	102.2	154.1	2:09.992	
5	36.023	140.1	1:00.417		44.555	95.7	147.7	2:20.995		13	34.612	143.8	<u>55.699</u>		40.272	101.5	153.8	2:10.583	
6	36.511	141.2	1:02.353		43.408	95.9	147.1	2:22.272		14	34.029	142.3	56.904		39.538	101.9	153.6	2:10.471	
7	35.787	140.4	1:01.538		45.294	94.6	147.7	2:22.619		15	34.071	143.8	57.510		39.204	103.0	<u>155.6</u>	2:10.785	
8	36.197	138.8	59.909		Pit In		150.8	2:24.557		16									

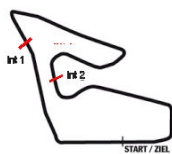
9 Jacques SMEER									Shelby Mustang GT350										
lap	Sect-1	Speed	Sect-2	Speed	Sect-3	Speed	TopSpeed	laptime	pit	lap	Sect-1	Speed	Sect-2	Speed	Sect-3	Speed	Topspeed	laptime	pit
1	36.785	136.4	1:01.350		45.021	114.1	149.8	2:23.156		10	32.165	138.5	57.375		42.298	114.0	154.1	2:11.838	
2	33.025	134.2	59.969		43.159	114.5	145.4	2:16.153		11	31.699	147.3	57.043		42.002	111.9	145.9	2:10.744	
3	32.236	135.0	57.250		42.898	110.3	167.7	2:12.384		12	32.561	141.5	58.088		42.279	109.1	163.4	2:12.928	
4	31.934	144.4	56.558		42.290	115.1	159.5	2:10.782		13	33.324	<u>157.4</u>	58.151		42.327	112.5	151.9	2:13.802	
5	31.877	151.7	57.535		43.314	115.8	161.9	2:12.726		14	33.454	136.7	56.239		41.936	112.2	<u>175.3</u>	2:11.629	
6	31.564	149.4	56.866		42.466	112.8	162.9	2:10.896		15	31.512	150.2	55.231		41.947	114.1	172.0	2:08.690	
7	31.623	<u>157.4</u>	56.666		42.801	112.8	151.9	2:11.090		16	33.179	137.4	56.248		<u>41.022</u>	<u>116.0</u>	169.5	2:10.449	
8	32.598	153.4	57.171		Pit In		152.5	2:18.059		17	<u>31.426</u>	152.5	<u>54.957</u>		42.006	114.9	165.4	<u>2:08.389</u>	
9	Pit Out	149.4	57.547		43.496	111.9	158.4	3:37.628		18	31.816	149.4	1:52.674		44.702	109.1	156.3	3:09.192	

11 Rob RAPPANGE									Mini Cooper S										
lap	Sect-1	Speed	Sect-2	Speed	Sect-3	Speed	TopSpeed	laptime	pit	lap	Sect-1	Speed	Sect-2	Speed	Sect-3	Speed	Topspeed	laptime	pit
1	36.789	162.4	55.890		38.726	<u>108.3</u>	160.7	2:11.405		11	Pit Out	156.5	54.729		39.363	107.0	161.7	3:20.811	
2	32.163	<u>166.2</u>	55.208		40.162	105.7	164.6	2:07.533		12	31.853	157.9	55.240		38.910	107.3	158.4	2:06.003	
3	32.147	161.9	<u>54.458</u>		39.133	107.9	166.7	2:05.738		13	31.966	161.7	54.501		38.592	105.7	166.4	2:05.059	
4	31.944	163.9	54.694		39.097	107.2	165.1	2:05.735		14	32.067	160.2	54.655		<u>38.268</u>	106.5	166.9	2:04.990	
5	31.937	160.0	56.102		38.800	107.2	157.9	2:06.839		15	31.952	160.7	54.594		40.028	103.1	165.4	2:06.574	
6	31.788	162.7	54.791		38.760	106.9	164.4	2:05.339		16	32.133	150.4	55.600		38.527	107.8	166.9	2:06.260	
7	32.228	157.7	55.009		38.882	107.0	165.4	2:06.119		17	<u>31.751</u>	160.5	54.759		38.406	107.2	164.9	<u>2:04.916</u>	
8	32.399	148.6	55.366		38.815	107.0	162.9	2:06.580		18	31.872	160.7	55.116		38.604	107.0	<u>168.2</u>	2:05.592	
9	32.101	160.0	55.453		38.855	106.3	166.2	2:06.409		19	32.084	159.3	56.303		40.618	107.2	160.2	2:09.005	
10	32.111	159.8	54.469		Pit In		161.4	2:11.091		20									

12 Bert METS									Morris Mini Cooper S										
lap	Sect-1	Speed	Sect-2	Speed	Sect-3	Speed	TopSpeed	laptime	pit	lap	Sect-1	Speed	Sect-2	Speed	Sect-3	Speed	Topspeed	laptime	pit
1	38.518	143.4	59.585		<u>41.895</u>	98.9	<u>153.8</u>	2:19.998		4	36.637	133.0	59.608		41.960	<u>100.0</u>	150.8	2:18.205	
2	<u>34.784</u>	<u>146.9</u>	<u>58.872</u>		43.077	98.5	152.1	<u>2:16.733</u>		5	36.304	140.4	58.982		42.607	98.5	151.0	2:17.893	
3	34.885	144.2	59.076		44.380	95.7	<u>153.8</u>	2:18.341		6	34.819	143.4	1:00.397		42.677	99.2	151.9	2:17.893	

13 Dieter Karl ANTON									Lotus Cortina										
lap	Sect-1	Speed	Sect-2	Speed	Sect-3	Speed	TopSpeed	laptime	pit	lap	Sect-1	Speed	Sect-2	Speed	Sect-3	Speed	Topspeed	laptime	pit
1	35.839	157.9	54.928		38.082	115.3	172.0	2:08.849		11	Pit Out	156.3	54.893		38.309	114.5	174.2	3:31.763	
2	30.900	165.9	54.085		38.341	115.3	173.1	2:03.326		12	31.197	159.3	53.513		38.029	115.8	177.6	2:02.739	
3	30.566	169.5	53.186		37.961	116.0	177.0	<u>2:01.713</u>		13	31.201	166.9	<u>53.119</u>		37.911	116.0	175.9	2:02.231	
4	<u>30.460</u>	<u>169.8</u>	53.461		38.015	115.3	178.2	2:01.936		14	30.508	165.9	54.768		38.812	114.1	176.8	2:04.088	
5	30.680	166.9	53.544		38.283	114.1	176.2	2:02.507		15	30.972	167.4	53.150		38.946	112.3	<u>181.2</u>	2:03.068	
6	30.974	164.9	53.956		38.102	115.5	176.2	2:03.032		16	30.764	167.4	53.620		37.903	115.8	178.8	2:02.287	





## Red Bull Ring Classics

### BG Sportpromotion, Red Bull Ring

SuperSixties

9 - 11 June 2023

Laps and Sector Times - Race 1

Red Bull Ring - 4318 mtr.

7	31.424	162.7	54.383	38.475	115.3	176.2	2:04.282	17	30.835	167.7	53.673	<u>37.665</u>	<u>116.3</u>	178.8	2:02.173
8	30.877	150.4	54.484	38.384	114.6	176.2	2:03.745	18	31.790	165.4	53.727	38.372	113.3	174.8	2:03.889
9	30.819	168.0	53.351	38.427	114.0	177.0	2:02.597	19	32.024	157.7	53.750	38.187	115.3	179.4	2:03.961
10	31.213	165.6	54.451	Pit In		176.8	2:11.210	20							

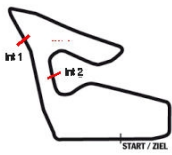
16 Giulio FRASSON									Lotus Cortina										
lap	Sect-1	Speed	Sect-2	Speed	Sect-3	Speed	TopSpeed	laptime	pit	lap	Sect-1	Speed	Sect-2	Speed	Sect-3	Speed	Topspeed	laptime	pit
1	38.506	130.6	1:02.011		43.603	103.3	147.9	2:24.120		10	Pit Out	131.9	1:00.922		42.920	105.6	151.3	4:05.670	
2	34.449	150.6	59.752		43.121	105.0	156.7	2:17.322		11	34.011	147.7	58.876		42.207	107.2	154.9	2:15.094	
3	34.898	156.7	58.984		41.251	106.0	162.2	2:15.133		12	33.724	148.8	58.686		42.101	106.9	156.7	2:14.511	
4	33.558	156.5	58.612		41.099	<u>107.5</u>	163.6	2:13.269		13	33.856	155.6	57.886		41.499	106.3	161.7	2:13.241	
5	33.688	152.3	58.587		<u>40.998</u>	107.0	164.6	2:13.273		14	33.692	154.9	<u>57.216</u>		42.002	105.7	159.3	2:12.910	
6	<u>32.490</u>	157.2	58.552		41.199	<u>107.5</u>	154.3	<u>2:12.241</u>		15	33.713	153.2	58.899		42.885	106.5	160.7	2:15.497	
7	34.070	155.4	57.731		41.594	107.2	<u>166.9</u>	2:13.395		16	32.961	156.3	57.878		42.884	106.2	161.4	2:13.723	
8	34.499	154.7	58.105		42.115	<u>107.5</u>	164.1	2:14.719		17	33.050	144.0	58.168		41.421	106.7	152.8	2:12.639	
9	33.309	<u>157.9</u>	57.423		Pit In		164.4	2:15.824		18	33.660	154.1	57.923		42.184	105.5	159.5	2:13.767	

21 Lars BONDESSON									Lotus Elan										
lap	Sect-1	Speed	Sect-2	Speed	Sect-3	Speed	TopSpeed	laptime	pit	lap	Sect-1	Speed	Sect-2	Speed	Sect-3	Speed	Topspeed	laptime	pit
1	38.064	131.7	59.057		42.320	105.9	147.1	2:19.441		11	Pit Out	148.4	54.407		39.051	118.4	173.9	3:32.536	
2	32.445	145.0	56.010		42.129	118.0	159.8	2:10.584		12	31.213	175.0	54.995		39.837	119.5	177.6	2:06.045	
3	31.420	170.1	55.346		40.816	118.4	157.7	2:07.582		13	31.615	<u>179.1</u>	<u>53.343</u>		38.485	119.1	180.3	2:03.443	
4	31.030	157.2	55.418		39.859	119.5	153.8	2:06.307		14	30.275	168.5	53.379		39.219	<u>119.6</u>	<u>184.0</u>	<u>2:02.873</u>	
5	32.077	166.7	55.472		40.227	117.3	166.7	2:07.776		15	31.550	155.4	54.894		38.382	118.9	174.8	2:04.826	
6	30.618	164.1	55.111		40.779	118.2	167.2	2:06.508		16	<u>29.933</u>	168.2	54.391		39.351	118.6	180.9	2:03.675	
7	33.371	172.0	55.463		41.682	118.7	170.9	2:10.516		17	31.059	155.2	56.725		<u>38.143</u>	119.1	168.8	2:05.927	
8	32.439	170.3	54.718		39.706	118.2	172.5	2:06.863		18	30.884	173.9	53.651		40.041	<u>119.6</u>	179.1	2:04.576	
9	32.249	157.7	54.408		39.719	116.5	174.2	2:06.376		19	31.466	163.9	56.088		38.877	118.7	179.7	2:06.431	
10	30.604	168.5	54.382		Pit In		170.6	2:12.248		20									

33 Bas JANSEN									Shelby Cobra										
lap	Sect-1	Speed	Sect-2	Speed	Sect-3	Speed	TopSpeed	laptime	pit	lap	Sect-1	Speed	Sect-2	Speed	Sect-3	Speed	Topspeed	laptime	pit
1	31.859	168.8	52.190		35.951	<u>132.7</u>	165.9	2:00.000		12	Pit Out	185.9	50.500		35.362	129.6	177.0	3:16.099	
2	27.407	181.2	50.319		36.146	128.6	186.9	1:53.872		13	27.666	174.2	50.495		35.594	132.2	189.1	1:53.755	
3	27.596	193.5	49.905		35.893	128.8	193.5	1:53.394		14	27.070	168.5	50.761		35.321	129.8	184.9	1:53.152	
4	27.158	<u>197.4</u>	49.679		35.657	131.1	<u>197.8</u>	1:52.494		15	26.909	183.4	49.976		35.981	132.2	183.7	1:52.866	
5	28.031	181.8	50.396		35.479	130.5	190.1	1:53.906		16	27.580	186.2	<u>49.449</u>		35.630	130.7	187.8	1:52.659	
6	27.213	194.9	50.302		35.564	130.5	187.8	1:53.079		17	27.010	187.5	49.460		36.672	131.3	195.7	1:53.142	
7	27.245	167.4	49.777		<u>35.281</u>	130.9	189.8	<u>1:52.303</u>		18	<u>26.781</u>	190.8	50.312		35.566	131.8	184.0	1:52.659	
8	28.036	174.8	50.587		36.554	123.6	187.2	1:55.177		19	27.827	142.1	50.176		35.282	132.2	192.5	1:53.285	
9	27.515	182.7	50.008		35.776	130.9	191.5	1:53.299		20	28.011	190.8	49.536		36.423	126.7	193.9	1:53.970	
10	26.957	194.6	49.983		35.985	127.9	186.9	1:52.925		21	27.511	187.8	52.132		41.412	101.7	185.6	2:01.055	
11	27.527	177.0	50.417		Pit In		186.2	2:03.387		22									

37 DE VRIES-DE VRIES									Austin Mini Cooper S										
lap	Sect-1	Speed	Sect-2	Speed	Sect-3	Speed	TopSpeed	laptime	pit	lap	Sect-1	Speed	Sect-2	Speed	Sect-3	Speed	Topspeed	laptime	pit
1	35.938	143.8	56.538		38.656	109.7	171.2	2:11.132		11	Pit Out	154.9	55.855		38.745	109.1	167.4	3:26.359	
2	<u>31.392</u>	<u>166.4</u>	54.152		38.338	109.5	170.9	2:03.882		12	31.929	163.4	55.364		38.990	109.8	171.2	2:06.283	
3	31.517	166.2	54.341		38.450	108.0	170.6	2:04.308		13	31.613	164.4	53.796		38.388	109.7	172.5	2:03.797	
4	32.024	163.4	55.830		38.353	109.7	167.7	2:06.207		14	32.282	164.1	54.094		38.100	109.5	169.5	2:04.476	
5	31.673	163.9	54.530		37.986	109.4	167.7	2:04.189		15	31.521	165.1	<u>53.413</u>		37.950	109.4	<u>173.1</u>	<u>2:02.884</u>	
6	31.392	165.1	53.971		38.113	109.1	169.3	2:03.476		16	31.993	161.9	53.784		38.597	109.1	172.2	2:04.374	
7	31.482	163.4	54.225		<u>37.911</u>	109.5	170.1	2:03.618		17	31.548	163.4	54.644		37.985	109.2	165.4	2:04.177	
8	31.613	164.1	54.148		38.039	110.0	169.8	2:03.800		18	31.666	163.4	54.324		38.999	110.0	171.4	2:04.989	
9	31.638	155.6	54.692		38.525	<u>110.6</u>	169.3	2:04.855		19	31.809	163.1	53.588		38.090	109.4	172.2	2:03.487	
10	31.647	164.1	54.136		Pit In		170.3	2:09.625		20									

43 Holger FELSKE									MGB										
lap	Sect-1	Speed	Sect-2	Speed	Sect-3	Speed	TopSpeed	laptime	pit	lap	Sect-1	Speed	Sect-2	Speed	Sect-3	Speed	Topspeed	laptime	pit
1	38.292	125.0	1:01.780		44.263	100.9	147.9	2:24.335		10	33.602	152.3	57.159		40.237	105.9	163.1	2:10.998	
2	33.863	147.7	1:00.058		42.117	103.1	154.1	2:16.038		11	33.543	153.8	57.373		Pit In		154.1	2:18.475	
3	34.663	153.8	58.087		41.657	103.4	157.4	2:14.407		12	Pit Out	150.0	57.097		40.000	105.3	<u>164.1</u>	3:32.489	
4	34.319	153.4	57.932		41.450	104.3	160.2	2:13.701		13	33.464	154.1	57.571		40.892	103.9	162.7	2:11.927	
5	33.876	154.1	57.567		40.868	104.2	153.0	2:12.311		14	33.758	150.4	58.239		39.813	104.6	161.0	2:11.810	
6	34.198	152.5	57.260		40.502	104.5	158.4	2:11.960		15	33.465	142.3	56.713		40.310	103.9	163.9	2:10.488	
7	34.750	<u>154.5</u>	57.043		40.382	104.5	159.1	2:12.175		16	35.046	151.9	56.690		<u>39.656</u>	106.3	160.2	2:11.392	
8	33.946	149.8	57.053		39.960	105.9	161.4	2:10.959		17	33.496	154.1	<u>56.552</u>		39.895	<u>106.5</u>	159.5	<u>2:09.943</u>	



## Red Bull Ring Classics

BG Sportpromotion, Red Bull Ring

SuperSixties

9 - 11 June 2023

Laps and Sector Times - Race 1

Red Bull Ring - 4318 mtr.

9	33.680	148.4	57.409	41.925	103.7	161.4	2:13.014	18	33.209	147.9	57.757	39.669	103.0	163.4	2:10.635
---	--------	-------	--------	--------	-------	-------	----------	----	--------	-------	--------	--------	-------	-------	----------

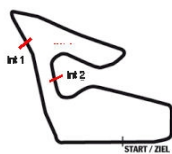
45   Bob STEVENS									Lotus Elan										
lap	Sect-1	Speed	Sect-2	Speed	Sect-3	Speed	TopSpeed	laptime	pit	lap	Sect-1	Speed	Sect-2	Speed	Sect-3	Speed	Topspeed	laptime	pit
1	34.347	163.9	52.867		36.346	120.0	173.9	2:03.560		12	28.690	175.6	50.410		35.891	121.7	188.8	1:54.991	
2	28.652	182.7	51.093		36.225	121.1	180.9	1:55.970		13	<u>28.188</u>	186.2	50.213		35.598	123.0	180.9	1:53.999	
3	29.261	176.5	51.263		35.707	123.0	171.7	1:56.231		14	28.624	<u>190.1</u>	<u>49.348</u>		35.091	123.4	189.8	<u>1:53.063</u>	
4	28.611	183.7	50.150		35.022	118.7	187.5	1:53.783		15	28.399	184.0	50.424		35.755	122.6	178.5	1:54.578	
5	29.304	183.1	50.735		36.393	119.6	<u>190.8</u>	1:56.432		16	28.590	184.9	49.723		35.210	123.2	187.8	1:53.523	
6	29.298	173.9	51.583		36.719	119.6	180.3	1:57.600		17	28.709	180.6	50.935		35.145	123.2	174.8	1:54.789	
7	29.157	182.7	51.124		35.697	122.2	171.2	1:55.978		18	28.450	185.2	50.015		36.021	123.0	186.9	1:54.486	
8	28.524	188.8	50.707		<u>35.018</u>	<u>123.8</u>	180.0	1:54.249		19	28.379	181.2	51.158		35.409	123.0	171.4	1:54.946	
9	31.702	183.7	50.578		Pit In		178.8	2:02.459		20	28.306	185.9	49.929		35.619	123.4	187.5	1:53.854	
10	Pit Out	183.1	50.738		35.790	123.2	184.0	3:18.431		21	28.454	180.0	52.607		37.447	122.4	164.4	1:58.508	
11	28.481	185.6	49.883		35.966	121.8	189.1	1:54.330		22									

46   Jos STEVENS									Lotus Elan										
lap	Sect-1	Speed	Sect-2	Speed	Sect-3	Speed	TopSpeed	laptime	pit	lap	Sect-1	Speed	Sect-2	Speed	Sect-3	Speed	Topspeed	laptime	pit
1	35.668	161.0	55.222		37.317	118.7	155.4	2:08.207		11	29.230	175.0	51.854		37.557	120.7	182.1	1:58.641	
2	30.959	160.0	53.262		51.638	96.5	171.4	2:15.859		12	29.219	178.8	51.904		37.127	120.0	178.5	1:58.250	
3	32.131	154.5	53.130		37.561	118.9	159.1	2:02.822		13	30.148	163.6	51.714		36.140	<u>121.8</u>	182.7	1:58.002	
4	29.741	167.7	53.341		37.243	119.6	165.4	2:00.325		14	30.857	164.4	52.647		36.588	117.7	174.8	2:00.092	
5	29.403	174.5	51.877		37.161	119.6	180.0	1:58.441		15	29.909	175.3	51.835		<u>36.083</u>	120.7	179.4	1:57.827	
6	29.627	174.2	51.840		37.015	120.0	176.5	1:58.482		16	<u>29.107</u>	175.9	51.471		36.109	120.7	179.1	<u>1:56.687</u>	
7	30.113	169.0	<u>51.281</u>		37.968	113.8	<u>184.6</u>	1:59.362		17	29.118	<u>181.5</u>	51.952		36.843	116.6	177.0	1:57.913	
8	30.324	124.9	55.246		38.660	119.5	167.2	2:04.230		18	29.427	178.8	51.998		36.244	120.5	177.6	1:57.669	
9	30.562	168.0	51.606		Pit In		181.5	2:05.861		19	29.124	176.8	51.666		36.633	121.5	178.8	1:57.423	
10	Pit Out	158.4	52.638		37.347	118.9	175.3	3:29.570		20	29.831	150.8	54.510		36.850	119.5	173.6	2:01.191	

51   Magnus LILLERSKOG									Lotus Cortina										
lap	Sect-1	Speed	Sect-2	Speed	Sect-3	Speed	TopSpeed	laptime	pit	lap	Sect-1	Speed	Sect-2	Speed	Sect-3	Speed	Topspeed	laptime	pit
1	37.021	136.4	59.622		41.340	109.5	154.9	2:17.983		10	32.523	159.1	57.570		39.943	<u>110.3</u>	161.4	2:10.036	
2	32.489	<u>167.2</u>	55.857		41.604	109.2	161.4	2:09.950		11	32.171	158.6	55.591		<u>39.721</u>	<u>110.2</u>	<u>168.0</u>	2:07.483	
3	32.256	162.9	56.240		40.887	109.8	163.4	2:09.383		12	32.001	164.9	<u>55.088</u>		40.405	110.0	165.1	2:07.494	
4	32.834	159.3	55.910		41.856	109.5	164.1	2:10.600		13	<u>31.966</u>	161.0	55.259		40.213	109.1	162.2	<u>2:07.438</u>	
5	32.398	159.1	57.319		40.844	<u>108.6</u>	162.7	2:10.561		14	32.386	161.9	56.019		40.027	109.7	162.9	2:08.432	
6	33.501	156.7	59.304		40.668	109.4	159.3	2:13.473		15	32.314	165.1	55.263		40.080	109.5	165.1	2:07.657	
7	32.593	161.4	57.087		41.025	107.6	165.9	2:10.705		16	32.306	156.3	56.030		41.810	106.7	156.5	2:10.146	
8	34.197	161.0	57.448		Pit In		161.4	2:20.194		17	32.264	163.9	55.487		40.435	109.8	164.6	2:08.186	
9	Pit Out	153.8	56.129		40.551	109.1	161.2	3:30.375		18	32.074	159.3	56.117		42.035	96.8	162.2	2:10.226	

55   Mats EK									Lotus Elan S2										
lap	Sect-1	Speed	Sect-2	Speed	Sect-3	Speed	TopSpeed	laptime	pit	lap	Sect-1	Speed	Sect-2	Speed	Sect-3	Speed	Topspeed	laptime	pit
1	36.713	153.4	59.633		38.869	115.1	139.2	2:15.215		11	Pit Out	148.4	54.394		39.968	111.9	165.9	3:37.362	
2	30.319	170.3	53.596		38.636	114.0	157.7	2:02.551		12	31.084	170.6	53.110		37.827	114.1	172.2	2:02.021	
3	30.209	173.4	53.130		38.409	116.6	168.5	2:01.748		13	29.853	175.3	<u>52.227</u>		37.400	117.3	177.6	<u>1:59.480</u>	
4	30.041	175.3	53.365		38.116	115.8	170.6	2:01.522		14	29.958	175.6	52.429		37.628	108.3	170.1	2:00.015	
5	30.271	169.3	53.163		38.373	117.7	171.2	2:01.807		15	30.155	180.6	53.607		<u>36.940</u>	120.2	158.4	2:00.702	
6	29.773	173.9	52.924		37.343	117.9	167.4	2:00.040		16	29.877	176.2	52.895		37.296	117.5	176.2	2:00.068	
7	29.864	166.9	52.621		37.482	115.5	174.5	1:59.967		17	30.764	169.0	53.398		37.141	<u>121.1</u>	175.9	2:01.303	
8	30.306	148.4	53.856		38.358	117.5	165.4	2:02.520		18	30.961	160.7	54.936		37.070	119.1	159.3	2:02.967	
9	30.017	161.2	52.840		37.809	114.0	170.9	2:00.666		19	<u>29.394</u>	<u>182.1</u>	52.581		38.174	116.0	<u>182.7</u>	2:00.149	
10	30.156	173.9	52.856		Pit In		171.4	2:09.078		20	29.674	169.0	53.708		38.788	111.9	164.4	2:02.170	

58   Jan KLING									Ford GT40										
lap	Sect-1	Speed	Sect-2	Speed	Sect-3	Speed	TopSpeed	laptime	pit	lap	Sect-1	Speed	Sect-2	Speed	Sect-3	Speed	Topspeed	laptime	pit
1	31.937	161.9	51.112		36.374	<u>135.4</u>	181.2	1:59.423		12	27.791	164.6	50.205		Pit In		181.2	2:04.054	
2	27.240	168.2	49.552		35.659	133.8	174.2	1:52.451		13	Pit Out	174.2	50.492		36.423	130.7	177.0	3:18.702	
3	27.010	179.1	<u>48.548</u>		35.263	134.2	198.5	<u>1:50.821</u>		14	27.755	189.5	49.336		37.098	128.8	195.3	1:54.189	
4	<u>26.897</u>	182.4	48.986		36.382	132.2	183.1	1:52.265		15	27.714	186.9	50.036		35.522	130.9	188.5	1:53.272	
5	27.125	187.8	48.917		<u>35.155</u>	133.6	202.2	1:51.197		16	28.462	189.8	50.003		35.664	131.1	179.7	1:54.129	
6	27.061	177.6	49.338		35.432	132.9	203.8	1:51.831		17	27.603	188.8	50.193		36.454	131.6	182.7	1:54.250	
7	27.110	185.2	49.083		35.459	133.6	202.6	1:51.652		18	27.967	165.1	50.561		35.232	133.6	180.6	1:53.760	
8	27.811	<u>204.9</u>	51.868		35.528	132.2	198.5	1:55.207		19	26.977	188.5	49.207		35.434	130.9	184.3	1:51.618	
9	27.370	183.4	49.131		35.213	132.4	189.5	1:51.714		20	27.968	180.6	49.594		36.871	127.1	191.2	1:54.433	
10	27.058	185.2	49.911		35.390	132.2	<u>206.5</u>	1:52.359		21	28.201	175.3	52.813		38.369	124.1	172.8	1:59.383	
11	27.063	193.2	48.963		36.757	128.4	192.2	1:52.783		22									



## Red Bull Ring Classics

### BG Sportpromotion, Red Bull Ring

SuperSixties

9 - 11 June 2023

Laps and Sector Times - Race 1

Red Bull Ring - 4318 mtr.

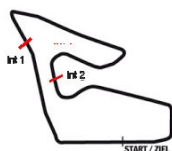
60 Kennet PERSSON										GT40									
lap	Sect-1	Speed	Sect-2	Speed	Sect-3	Speed	TopSpeed	laptime	pit	lap	Sect-1	Speed	Sect-2	Speed	Sect-3	Speed	Topspeed	laptime	pit
1	30.748	173.9	50.063		35.571	136.1	173.9	1:56.382		10	27.499	169.3	50.343		<u>34.460</u>	137.3	186.5	1:52.302	
2	28.100	179.4	49.849		35.113	138.0	183.7	1:53.062		11	27.097	188.5	49.130		35.281	135.6	194.6	1:51.508	
3	27.037	175.0	49.640		34.644	<u>139.7</u>	174.8	1:51.321		12	27.007	187.5	49.436		Pit In		182.4	2:01.561	
4	26.744	176.5	49.257		34.565	<u>139.7</u>	177.6	1:50.566		13	Pit Out	177.0	1:06.120		38.370	133.3	178.8	3:36.547	
5	<u>26.340</u>	<u>201.1</u>	<u>48.938</u>		34.590	138.7	188.8	<u>1:49.868</u>		14	29.240	149.6	51.153		35.369	134.9	173.4	1:55.762	
6	26.880	187.2	49.299		35.093	135.4	188.8	1:51.272		15	27.218	179.4	50.610		35.397	136.8	161.4	1:53.225	
7	26.927	183.4	49.661		35.025	136.1	182.4	1:51.613		16	27.185	180.3	49.387		35.018	136.3	183.7	1:51.590	
8	27.197	193.5	50.582		34.896	135.6	187.5	1:52.675		17	27.143	188.8	49.233		35.401	136.8	<u>196.0</u>	1:51.777	
9	27.501	180.0	49.849		35.034	136.1	182.7	1:52.384		18	27.071	188.2	50.326		36.021	128.6	166.7	1:53.418	

62 Roelant DE WAARD										Shelby GT350									
lap	Sect-1	Speed	Sect-2	Speed	Sect-3	Speed	TopSpeed	laptime	pit	lap	Sect-1	Speed	Sect-2	Speed	Sect-3	Speed	Topspeed	laptime	pit
1	32.373	165.9	52.866		37.073	130.5	168.5	2:02.312		12	27.847	174.2	51.169		<u>35.692</u>	131.3	173.4	1:54.708	
2	27.926	169.8	51.824		37.000	131.6	168.0	1:56.750		13	27.726	178.5	51.004		37.321	129.2	175.3	1:56.051	
3	28.327	172.5	52.490		36.583	132.0	175.9	1:57.400		14	27.751	169.5	50.527		36.088	130.3	176.2	<u>1:54.366</u>	
4	28.504	162.7	51.839		37.097	131.3	169.3	1:57.440		15	27.921	175.3	51.240		36.333	128.8	<u>180.9</u>	1:55.494	
5	<u>27.656</u>	175.9	50.995		36.185	132.4	172.0	1:54.836		16	27.786	165.6	50.573		36.143	130.7	171.4	1:54.502	
6	27.817	166.4	51.967		36.208	131.3	167.7	1:55.992		17	28.021	166.9	50.883		36.368	132.0	170.1	1:55.272	
7	28.061	164.6	52.215		36.297	132.0	160.0	1:56.573		18	29.299	171.4	<u>50.273</u>		37.084	128.2	174.8	1:56.656	
8	28.691	162.7	51.661		36.307	<u>132.9</u>	169.8	1:56.659		19	28.818	174.5	50.503		36.093	131.6	166.9	1:55.414	
9	28.008	166.7	51.883		Pit In		167.4	2:01.283		20	27.799	<u>187.8</u>	54.495		37.219	128.8	148.4	1:59.513	
10	Pit Out	169.0	51.205		37.311	132.2	163.1	3:13.818		21	28.789	175.0	52.753		36.912	127.1	169.3	1:58.454	
11	28.061	171.4	50.688		35.917	129.8	175.0	1:54.666		22									

63 MUTSCHLER-MUTSCHLER										MGB									
lap	Sect-1	Speed	Sect-2	Speed	Sect-3	Speed	TopSpeed	laptime	pit	lap	Sect-1	Speed	Sect-2	Speed	Sect-3	Speed	Topspeed	laptime	pit
1	39.673	138.5	1:01.140		43.100	101.1	150.6	2:23.913		10	33.219	153.0	58.994		42.206	105.3	161.9	2:14.419	
2	35.030	157.7	59.664		42.406	103.4	155.6	2:17.100		11	34.286	158.6	58.130		41.446	106.6	157.0	2:13.862	
3	34.618	152.8	59.161		41.347	103.5	156.7	2:15.126		12	34.000	157.2	57.837		41.450	105.3	154.1	2:13.287	
4	34.502	152.8	58.507		41.697	103.4	159.8	2:14.706		13	33.204	160.5	57.423		41.042	104.8	158.8	2:11.669	
5	36.040	137.4	1:00.055		41.230	104.2	149.4	2:17.325		14	32.921	156.7	57.030		40.648	106.3	<u>164.9</u>	2:10.599	
6	33.974	154.7	58.445		41.005	102.9	159.1	2:13.424		15	32.610	<u>161.0</u>	<u>56.541</u>		41.043	105.5	164.6	2:10.194	
7	33.701	158.6	57.817		41.775	105.9	160.5	2:13.293		16	32.876	152.3	56.790		<u>39.872</u>	<u>107.5</u>	164.6	<u>2:09.538</u>	
8	33.328	150.4	59.689		Pit In		163.6	2:23.336		17	<u>32.502</u>	160.0	56.686		40.714	106.3	161.7	2:09.902	
9	Pit Out	148.1	58.168		41.848	105.2	150.4	3:26.125		18	32.788	158.8	59.658		41.706	107.0	163.6	2:14.152	

64 Egbert KOLVOORT										MGB									
lap	Sect-1	Speed	Sect-2	Speed	Sect-3	Speed	TopSpeed	laptime	pit	lap	Sect-1	Speed	Sect-2	Speed	Sect-3	Speed	Topspeed	laptime	pit
1	38.116	139.9	1:01.219		41.762	103.9	144.8	2:21.097		10	33.403	133.7	56.661		39.450	106.0	159.3	2:09.514	
2	34.604	151.5	56.829		41.026	104.1	155.8	2:12.459		11	33.018	144.8	56.762		39.305	106.7	159.5	2:09.085	
3	32.911	145.0	56.745		40.043	103.5	161.0	2:09.699		12	<u>32.865</u>	153.8	<u>55.997</u>		40.388	105.2	161.9	2:09.250	
4	33.296	<u>156.3</u>	56.889		40.711	103.5	159.8	2:10.896		13	33.081	154.5	56.445		39.379	<u>107.0</u>	157.7	<u>2:08.905</u>	
5	33.423	151.5	57.491		40.037	105.2	160.2	2:10.951		14	34.297	145.2	58.666		<u>39.295</u>	105.2	157.4	2:12.258	
6	33.370	146.7	57.280		40.204	104.1	160.2	2:10.854		15	33.570	150.4	58.110		40.350	104.3	159.5	2:12.030	
7	33.351	150.6	57.023		39.824	106.5	160.5	2:10.198		16	34.404	152.1	56.873		39.628	104.3	161.0	2:10.905	
8	34.918	141.0	57.380		Pit In		158.4	2:18.950		17	34.889	149.8	57.775		39.574	104.2	161.4	2:12.238	
9	Pit Out	145.0	56.783		39.683	105.0	158.4	3:30.571		18	33.541	153.8	56.449		39.861	105.7	<u>162.7</u>	2:09.851	

67 WILHELM-VAN GELDER										Jaguar E-Type									
lap	Sect-1	Speed	Sect-2	Speed	Sect-3	Speed	TopSpeed	laptime	pit	lap	Sect-1	Speed	Sect-2	Speed	Sect-3	Speed	Topspeed	laptime	pit
1	34.805	150.8	55.513		38.503	116.0	166.9	2:08.821		11	29.691	156.3	54.056		37.754	117.5	161.4	2:01.501	
2	31.173	153.6	53.988		38.053	117.3	165.4	2:03.214		12	30.264	167.4	<u>52.347</u>		37.518	115.8	184.6	<u>2:00.129</u>	
3	30.200	169.3	53.183		38.589	118.0	175.3	2:01.972		13	29.965	165.6	53.828		37.701	117.7	168.0	2:01.494	
4	30.210	171.7	53.062		38.260	117.7	175.6	2:01.532		14	29.549	179.4	1:01.416		37.433	118.9	<u>187.5</u>	2:08.398	
5	30.505	162.4	53.384		38.272	117.9	170.1	2:02.161		15	30.192	176.8	53.716		<u>36.896</u>	118.4	148.4	2:00.804	
6	30.622	164.6	53.148		38.167	118.0	169.5	2:01.937		16	29.696	177.6	53.329		37.259	<u>119.1</u>	171.7	2:00.284	
7	30.393	162.9	53.017		38.174	114.9	173.9	2:01.584		17	30.806	171.4	53.598		37.362	<u>119.1</u>	186.9	2:01.766	
8	30.922	128.1	55.107		38.765	116.5	167.4	2:04.794		18	30.986	148.1	55.400		37.615	<u>119.1</u>	166.2	2:04.001	
9	30.984	155.6	54.091		Pit In		159.5	2:10.460		19	<u>29.484</u>	<u>180.6</u>	53.552		37.415	115.8	183.7	2:00.451	
10	Pit Out	159.5	52.807		39.360	118.4	176.5	3:27.096		20	33.581	153.4	52.951		37.891	114.8	175.3	2:04.423	



## Red Bull Ring Classics

### BG Sportpromotion, Red Bull Ring

SuperSixties

9 - 11 June 2023

Laps and Sector Times - Race 1

Red Bull Ring - 4318 mtr.

68 Michiel VAN DUIJVENDIJK										TVR Griffith 200/400									
lap	Sect-1	Speed	Sect-2	Speed	Sect-3	Speed	TopSpeed	laptime	pit	lap	Sect-1	Speed	Sect-2	Speed	Sect-3	Speed	Topspeed	laptime	pit
1	32.359	165.9	52.587		36.387	131.1	165.9	2:01.333		12	27.643	176.2	52.453		36.307	136.3	142.1	1:56.403	
2	27.795	174.5	51.949		36.301	133.6	159.1	1:56.045		13	27.760	162.7	50.852		36.517	128.8	164.4	1:55.129	
3	27.627	172.5	51.515		36.195	132.9	159.3	1:55.337		14	27.791	167.4	51.332		35.360	138.2	153.8	1:54.483	
4	27.751	175.6	51.675		36.205	134.0	167.4	1:55.631		15	27.701	160.0	53.022		35.604	130.7	172.2	1:56.327	
5	28.155	161.2	52.202		36.381	132.9	159.5	1:56.738		16	27.718	179.4	50.945		35.401	135.4	164.6	1:54.064	
6	28.173	166.9	52.774		36.782	132.7	161.2	1:57.729		17	27.640	168.2	51.338		36.285	134.0	161.9	1:55.263	
7	28.042	166.7	51.686		35.631	135.8	154.7	1:55.359		18	28.274	169.3	51.823		36.043	136.1	163.6	1:56.140	
8	27.425	172.2	50.702		35.451	135.4	164.1	1:53.578		19	28.149	169.5	52.964		36.871	136.8	139.7	1:57.984	
9	28.389	177.6	51.884		35.293	136.1	145.0	1:55.566		20	27.715	168.8	52.266		36.191	130.7	139.5	1:56.172	
10	27.763	165.6	51.187		Pit In		158.8	2:02.692		21	28.933	155.6	53.690		37.079	133.8	174.8	1:59.702	
11	Pit Out	168.5	50.835		35.778	137.5	162.7	3:08.242		22									

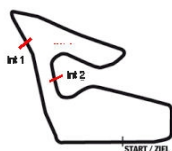
69 Alexander KORLE										Lotus Elan									
lap	Sect-1	Speed	Sect-2	Speed	Sect-3	Speed	TopSpeed	laptime	pit	lap	Sect-1	Speed	Sect-2	Speed	Sect-3	Speed	Topspeed	laptime	pit
1	36.399	142.1	58.979		Pit In		146.1	2:33.102		2									

85 Mark DOLS										Marcos 1800 GT									
lap	Sect-1	Speed	Sect-2	Speed	Sect-3	Speed	TopSpeed	laptime	pit	lap	Sect-1	Speed	Sect-2	Speed	Sect-3	Speed	Topspeed	laptime	pit
1	34.168	173.4	53.929		37.717	116.5	165.1	2:05.814		11	30.490	175.0	56.233		Pit In		164.1	2:09.200	
2	29.731	173.6	52.929		37.135	119.1	174.2	1:59.795		12	Pit Out	141.9	59.361		37.444	118.4	154.5	4:23.676	
3	29.858	181.8	52.244		36.336	120.4	175.6	1:58.438		13	31.033	161.9	54.506		38.670	115.3	161.2	2:04.209	
4	30.901	181.8	52.222		36.335	119.1	180.0	1:59.458		14	30.652	172.0	56.441		37.114	118.0	151.3	2:04.207	
5	29.404	180.3	52.587		36.746	117.0	177.6	1:58.737		15	30.568	162.2	1:05.596		36.859	116.3	150.6	2:13.023	
6	29.414	179.7	53.343		36.552	117.9	177.3	1:59.309		16	31.811	150.6	56.933		37.357	117.0	161.0	2:06.101	
7	29.512	180.9	52.931		37.027	117.3	177.9	1:59.470		17	30.931	169.0	57.759		37.192	116.8	147.9	2:05.882	
8	29.785	174.2	1:02.946		37.064	116.0	162.7	2:09.795		18	31.306	159.1	57.547		40.108	116.3	165.4	2:08.961	
9	30.323	177.6	56.074		44.442	116.5	179.7	2:10.839		19	31.694	159.8	1:00.074		37.729	113.0	156.5	2:09.497	
10	30.254	175.3	54.652		37.289	117.3	175.3	2:02.195		20									

89 Frits CAMPAGNE										Ford Anglia Super									
lap	Sect-1	Speed	Sect-2	Speed	Sect-3	Speed	TopSpeed	laptime	pit	lap	Sect-1	Speed	Sect-2	Speed	Sect-3	Speed	Topspeed	laptime	pit
1	39.953	128.6	1:03.067		43.715	97.7	150.4	2:26.735		10	Pit Out	134.7	59.238		42.469	97.3	150.8	3:44.992	
2	36.830	141.4	1:00.242		43.194	97.2	150.2	2:20.266		11	35.978	137.6	59.661		44.474	94.5	150.6	2:20.113	
3	36.033	142.1	59.908		43.847	96.8	150.2	2:19.788		12	38.805	136.7	59.848		42.330	98.0	151.3	2:20.983	
4	35.886	140.6	1:01.023		43.510	97.5	147.5	2:20.419		13	36.338	141.2	59.183		42.062	97.4	154.1	2:17.583	
5	35.642	140.4	1:01.860		42.891	97.2	150.2	2:20.393		14	35.171	140.6	59.487		43.138	98.3	152.1	2:17.796	
6	38.565	137.4	1:01.003		42.918	97.4	151.0	2:22.486		15	36.276	141.5	59.251		41.906	97.2	153.0	2:17.433	
7	35.920	132.2	1:01.200		42.865	97.9	151.0	2:19.985		16	35.525	140.8	58.995		41.889	97.9	151.5	2:16.409	
8	35.335	139.4	1:00.020		43.216	96.6	152.3	2:18.571		17	35.334	141.9	58.699		42.377	96.7	152.5	2:16.410	
9	35.538	140.8	58.642		Pit In		151.3	2:24.260		18									

98 WINCHESTER-MALLARD										Shelby American Cobra									
lap	Sect-1	Speed	Sect-2	Speed	Sect-3	Speed	TopSpeed	laptime	pit	lap	Sect-1	Speed	Sect-2	Speed	Sect-3	Speed	Topspeed	laptime	pit
1	33.674	149.0	54.694		38.749	122.6	157.7	2:07.117		11	29.148	171.2	52.304		Pit In		165.4	2:09.757	
2	28.648	165.6	52.607		37.597	126.9	156.7	1:58.852		12	Pit Out	116.4	56.180		39.744	123.2	140.6	3:31.270	
3	28.129	172.2	52.680		37.376	125.9	161.4	1:58.185		13	29.784	157.0	54.867		38.319	124.5	155.6	2:02.970	
4	28.154	176.8	52.329		36.883	128.2	169.0	1:57.366		14	29.392		54.899		38.172	125.7	157.0	2:02.463	
5	27.986	167.4	52.520		36.589	125.7	165.9	1:57.095		15	29.227	159.1	53.612		37.636	124.9	165.6	2:00.475	
6	28.120	180.3	52.997		36.581	128.8	170.6	1:57.698		16	29.063	161.7	53.287		38.219	123.6	164.1	2:00.569	
7	30.434	163.6	52.234		36.707	127.7	170.9	1:59.375		17	29.192	155.2	53.115		37.811	123.9	155.8	2:00.118	
8	29.637	161.0	52.897		36.910	127.3	156.7	1:59.444		18	28.998	164.4	52.744		37.618	124.3	167.4	1:59.360	
9	28.771	179.4	52.563		37.558	126.7	165.4	1:58.892		19	28.877	160.2	53.224		38.051	123.9	168.2	2:00.152	
10	28.594	174.8	51.547		37.516	117.9	165.6	1:57.657		20	30.289	158.4	54.000		39.709	123.9	170.9	2:03.998	

101 DEENI K-SINKE										Ford Falcon									
lap	Sect-1	Speed	Sect-2	Speed	Sect-3	Speed	TopSpeed	laptime	pit	lap	Sect-1	Speed	Sect-2	Speed	Sect-3	Speed	Topspeed	laptime	pit
1	32.293	162.7	52.966		37.593	125.9	166.7	2:02.852		11	Pit Out	135.7	54.393		37.062	119.8	153.8	3:22.725	
2	28.713	165.1	52.245		37.212	129.6	175.0	1:58.170		12	29.400	154.5	53.103		37.124	121.8	158.1	1:59.627	
3	28.439	169.3	53.102		37.845	126.1	175.6	1:59.386		13	29.143	163.1	1:06.517		36.794	125.1	182.4	2:12.454	
4	29.022	156.3	52.752		37.192	126.3	172.0	1:58.966		14	29.474	141.0	54.715		36.773	124.7	150.2	2:00.962	
5	28.922	160.0	52.271		36.839	126.3	170.1	1:58.032		15	29.167	146.5	53.084		36.831	125.5	157.0	1:59.082	
6	28.696	173.1	52.520		36.938	126.7	166.2	1:58.154		16	28.741	160.0	52.535		36.800	123.9	166.2	1:58.076	
7	29.178	158.4	52.710		37.237	126.7	164.4	1:59.125		17	29.176	158.4	53.611		38.217	124.1	158.6	2:01.004	
8	29.827	148.8	52.603		36.744	125.3	159.5	1:59.174		18	29.864	146.1	53.796		36.664	123.4	167.2	2:00.324	
9	28.925	170.3	52.600		37.766	124.9	165.6	1:59.291		19	29.165	161.7	52.471		37.282	122.8	161.9	1:58.918	



## Red Bull Ring Classics

### BG Sportpromotion, Red Bull Ring

SuperSixties

Laps and Sector Times - Race 1

9 - 11 June 2023

Red Bull Ring - 4318 mtr.

10	29.313	155.4	52.641	Pit In	166.2	2:07.728	20	29.784	153.8	57.471	40.182	115.1	157.0	2:07.437
----	--------	-------	--------	--------	-------	----------	----	--------	-------	--------	--------	-------	-------	----------

103 VAN GAMMAREN-VAN GAMMAREN									Porsche 911										
lap	Sect-1	Speed	Sect-2	Speed	Sect-3	Speed	TopSpeed	laptime	pit	lap	Sect-1	Speed	Sect-2	Speed	Sect-3	Speed	Topspeed	laptime	pit
1	35.706	156.1	55.457		37.744	113.3	176.2	2:08.907		11	Pit Out	168.0	54.268		38.340	113.0	178.5	3:17.522	
2	30.942	160.2	54.258		38.218	114.0	172.5	2:03.418		12	30.960	169.5	55.449		38.085	114.5	172.8	2:04.494	
3	30.689	168.0	54.281		<u>37.462</u>	<u>114.6</u>	175.3	2:02.432		13	31.474	150.4	55.924		38.300	112.7	164.9	2:05.698	
4	30.583	164.9	55.031		37.701	113.5	175.0	2:03.315		14	30.591	<u>175.3</u>	55.258		37.486	114.3	163.6	2:03.335	
5	30.579	171.4	54.536		37.541	113.3	174.5	2:02.656		15	30.622	171.4	<u>53.922</u>		37.640	112.8	<u>179.1</u>	<u>2:02.184</u>	
6	<u>30.558</u>	171.7	55.077		37.615	114.3	173.6	2:03.250		16	30.870	159.8	55.077		38.886	111.4	178.8	2:04.833	
7	30.583	164.4	54.695		37.644	112.8	175.3	2:02.922		17	30.696	172.5	54.778		37.818	113.0	178.2	2:03.292	
8	30.641	163.9	54.535		38.375	111.2	174.5	2:03.551		18	31.051	169.8	54.938		40.018	110.2	178.5	2:06.007	
9	30.632	168.8	54.867		37.823	112.8	178.2	2:03.322		19	31.086	170.9	55.083		38.433	109.5	177.0	2:04.602	
10	30.778	173.1	54.978		Pit In		176.8	2:10.361		20									

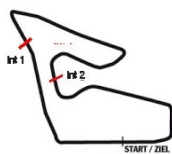
110 Michiel CAMPAGNE									Corvette Grand Sport										
lap	Sect-1	Speed	Sect-2	Speed	Sect-3	Speed	TopSpeed	laptime	pit	lap	Sect-1	Speed	Sect-2	Speed	Sect-3	Speed	Topspeed	laptime	pit
1	30.728	172.0	50.046		35.643	138.2	184.9	1:56.417		12	26.889	180.0	48.962		35.234	136.8	188.2	1:51.085	
2	27.244	183.7	49.662		35.177	135.8	185.6	1:52.083		13	26.983	176.5	49.309		Pit In		183.7	1:55.374	
3	27.183	176.8	48.967		35.150	136.6	195.3	1:51.300		14	Pit Out	180.3	49.350		35.624	134.9	181.5	3:04.695	
4	26.771	181.2	49.063		34.950	134.9	188.5	1:50.784		15	27.464	184.9	48.924		35.044	135.2	197.1	1:51.432	
5	27.027	179.1	49.228		35.561	133.8	184.9	1:51.816		16	26.895	183.7	49.578		35.151	134.5	186.2	1:51.624	
6	27.358	183.1	50.143		35.114	136.3	198.2	1:52.615		17	27.106	188.5	49.895		35.933	132.9	181.2	1:52.934	
7	27.007	191.8	49.532		35.470	135.4	185.2	1:52.009		18	<u>26.765</u>	<u>192.5</u>	53.881		35.134	133.6	<u>206.1</u>	1:55.780	
8	26.824	186.9	<u>48.741</u>		<u>34.916</u>	138.2	189.8	<u>1:50.481</u>		19	27.666	174.8	49.547		35.035	135.2	177.3	1:52.248	
9	27.297	163.9	49.378		35.019	<u>139.2</u>	177.3	1:51.694		20	27.088	175.9	49.839		35.623	134.2	181.5	1:52.550	
10	26.798	170.1	49.263		35.101	137.7	189.5	1:51.162		21	27.802	172.0	49.477		36.309	132.2	180.0	1:53.588	
11	26.911	182.4	49.221		35.744	136.6	190.1	1:51.876		22									

111 Jop RAPPANGE									Mini Cooper S										
lap	Sect-1	Speed	Sect-2	Speed	Sect-3	Speed	TopSpeed	laptime	pit	lap	Sect-1	Speed	Sect-2	Speed	Sect-3	Speed	Topspeed	laptime	pit
1	35.858	144.2	58.054		39.301	108.6	150.6	2:13.213		11	32.198	161.2	54.739		38.208	110.0	168.8	2:05.145	
2	31.794	163.6	54.462		39.304	108.0	168.2	2:05.560		12	31.636	163.4	54.016		37.606	110.3	168.2	2:03.258	
3	32.279	163.6	54.488		38.463	109.8	169.5	2:05.230		13	31.586	158.6	54.857		37.716	109.5	164.4	2:04.159	
4	31.599	162.9	54.620		38.023	<u>110.6</u>	162.9	2:04.242		14	<u>31.540</u>	163.1	<u>53.775</u>		37.681	110.0	<u>171.4</u>	<u>2:02.996</u>	
5	31.679	155.6	54.935		38.248	108.9	161.7	2:04.862		15	32.014	163.1	54.739		37.613	110.5	<u>171.4</u>	2:04.366	
6	31.626	<u>163.9</u>	54.195		37.816	109.5	168.5	2:03.637		16	31.580	158.8	54.289		38.464	107.6	170.6	2:04.333	
7	31.603	<u>163.9</u>	54.187		37.990	108.8	169.0	2:03.780		17	31.660	162.4	54.078		<u>37.557</u>	109.5	170.1	2:03.295	
8	34.990	157.9	54.705		37.890	108.9	166.4	2:07.585		18	31.715	161.9	53.822		37.997	109.7	170.1	2:03.534	
9	31.930	162.4	54.645		Pit In		165.1	2:13.121		19	31.702	162.9	56.660		38.675	109.7	155.4	2:07.037	
10	Pit Out	152.8	54.895		39.291	110.3	154.7	3:32.845		20									

167 Kaj DAHLBACKA									Corvette Grand Sport										
lap	Sect-1	Speed	Sect-2	Speed	Sect-3	Speed	TopSpeed	laptime	pit	lap	Sect-1	Speed	Sect-2	Speed	Sect-3	Speed	Topspeed	laptime	pit
1	31.195	166.2	51.285		35.523	<u>143.0</u>	180.6	1:58.003		5	26.759	<u>188.2</u>	49.199		35.207	134.5	188.8	1:51.165	
2	26.789	165.6	51.040		35.602	138.0	165.6	1:53.431		6	27.483	162.2	49.383		35.071	137.0	184.3	1:51.937	
3	27.006	178.2	<u>48.994</u>		35.180	140.7	180.9	1:51.180		7	26.857	178.5	49.108		<u>34.641</u>	137.0	196.0	<u>1:50.606</u>	
4	<u>26.579</u>	179.1	49.199		37.084	136.3	177.6	1:52.862		8	27.732	<u>188.2</u>	58.557		Pit In		<u>196.4</u>	24:06.264	

169 GRADE-WENZEL									Lotus Cortina										
lap	Sect-1	Speed	Sect-2	Speed	Sect-3	Speed	TopSpeed	laptime	pit	lap	Sect-1	Speed	Sect-2	Speed	Sect-3	Speed	Topspeed	laptime	pit
1	37.015	156.5	56.906		39.897	108.0	154.1	2:13.818		10	Pit Out	106.3	1:07.418		49.856	106.6	115.8	4:08.819	
2	31.707	158.6	54.826		39.465	109.8	164.1	2:05.998		11	35.724	118.7	1:03.293		47.697	105.7	132.5	2:26.714	
3	31.450	162.2	54.131		39.007	111.4	164.9	2:04.588		12	35.704	115.4	1:01.834		45.791	106.3	132.4	2:23.329	
4	31.502	160.5	<u>53.483</u>		38.733	111.5	<u>171.2</u>	<u>2:03.718</u>		13	34.437	128.7	1:02.881		45.981	108.2	128.7	2:23.299	
5	<u>31.399</u>	161.0	53.766		39.251	110.8	170.3	2:04.416		14	34.636	130.6	1:04.021		47.131	108.9	130.0	2:25.788	
6	31.728	<u>163.6</u>	53.747		<u>38.622</u>	111.9	169.8	2:04.097		15	33.962	135.3	1:01.710		45.848	107.6	129.3	2:21.520	
7	31.639	152.8	54.539		39.499	<u>113.5</u>	168.5	2:05.677		16	34.664	125.7	1:01.328		45.334	107.5	129.7	2:21.326	
8	1:26.604	154.7	54.287		38.749	110.0	162.4	2:59.640		17	34.609	132.8	1:00.076		43.844	108.3	148.8	2:18.529	
9	32.052	147.5	55.025		Pit In		158.4	2:18.096		18									

244 VAN GAMMAREN-VAN GAMMAREN									Ford Falcon Futura Sprint										
lap	Sect-1	Speed	Sect-2	Speed	Sect-3	Speed	TopSpeed	laptime	pit	lap	Sect-1	Speed	Sect-2	Speed	Sect-3	Speed	Topspeed	laptime	pit
1	34.790	157.9	54.260		38.157	123.6	158.1	2:07.207		11	29.607	154.7	52.666		Pit In		162.4	2:11.830	
2	29.794	156.5	52.912		37.892	124.3	160.7	2:00.598		12	Pit Out	144.8	54.059		37.742	123.4	148.4	3:07.817	
3	29.342	149.2	52.412		37.971	125.1	170.9	1:59.725		13	29.800	156.5	53.397		37.565	123.2	160.2	2:00.762	
4	28.918	161.7	<u>51.919</u>		37.592	123.9	170.3	1:58.429		14	29.818	156.5	52.691		38.071	122.6	162.7	2:00.580	



## Red Bull Ring Classics

### BG Sportpromotion, Red Bull Ring

SuperSixties

9 - 11 June 2023

Laps and Sector Times - Race 1

Red Bull Ring - 4318 mtr.

5	<u>28.793</u>	163.6	52.275	<u>37.232</u>	124.5	170.1	<u>1:58.300</u>	15	29.309	155.8	52.981	37.606	125.9	158.1	1:59.896
6	28.887	171.4	52.902	37.516	124.3	160.5	1:59.305	16	30.192	145.0	53.593	37.470	124.3	162.9	2:01.255
7	28.942	<u>171.7</u>	53.391	37.497	<u>126.1</u>	161.0	1:59.830	17	29.672	153.2	53.427	37.751	124.3	159.5	2:00.850
8	29.042	159.1	55.392	38.087	<u>123.8</u>	<u>174.8</u>	2:02.521	18	29.538	147.9	53.104	37.799	123.8	161.0	2:00.441
9	29.151	154.7	53.004	38.292	123.8	166.2	2:00.447	19	29.871	164.1	54.900	41.963	106.6	154.9	2:06.734
10	29.418	157.2	52.337	37.778	123.9	170.1	1:59.533	20	38.838	104.5	1:07.420	Pit In		120.5	2:44.775

262 Hemmo VRI END										Ford Falcon									
lap	Sect-1	Speed	Sect-2	Speed	Sect-3	Speed	TopSpeed	laptime	pit	lap	Sect-1	Speed	Sect-2	Speed	Sect-3	Speed	Topspeed	laptime	pit
1	35.468	152.5	55.282		38.077	120.2	169.5	2:08.827		11	29.315	170.6	52.860		Pit In		177.9	2:07.352	
2	30.382	172.8	53.602		38.063	120.2	167.2	2:02.047		12	Pit Out	165.1	53.357		37.765	119.3	171.7	3:21.460	
3	29.005	170.9	53.644		37.635	121.3	172.0	2:00.284		13	<u>28.958</u>	174.2	53.333		37.889	120.9	177.9	<u>2:00.180</u>	
4	29.030	173.1	53.835		37.916	120.5	177.3	2:00.781		14	29.217	172.5	53.751		37.762	<u>122.6</u>	169.8	2:00.730	
5	29.615	166.4	53.796		37.928	120.0	176.8	2:01.339		15	30.195	168.5	53.192		37.904	120.7	176.2	2:01.291	
6	29.203	165.9	53.389		38.087	119.3	172.0	2:00.679		16	29.640	169.5	<u>52.477</u>		38.251	120.0	175.6	2:00.368	
7	29.754	165.1	53.549		<u>37.600</u>	120.7	173.4	2:00.903		17	29.092	172.2	53.181		38.361	118.6	168.2	2:00.634	
8	29.529	164.9	53.633		37.855	121.1	176.5	2:01.017		18	29.690	162.9	53.298		38.824	121.1	160.0	2:01.812	
9	29.392	172.0	52.754		38.728	118.6	172.5	2:00.874		19	28.974	172.8	52.609		39.013	119.5	<u>180.6</u>	2:00.596	
10	29.225	169.8	52.991		38.027	120.7	174.2	2:00.243		20	29.146	<u>177.0</u>	54.260		39.889	119.5	165.9	2:03.295	

289 BIJLEVELD Martin-VAN DER ENDE										Ford Falcon									
lap	Sect-1	Speed	Sect-2	Speed	Sect-3	Speed	TopSpeed	laptime	pit	lap	Sect-1	Speed	Sect-2	Speed	Sect-3	Speed	Topspeed	laptime	pit
1	34.356	149.6	53.877		38.537	124.3	169.0	2:06.770		11	29.170	149.0	53.089		37.175	123.0	166.4	1:59.434	
2	29.664	154.5	52.637		39.060	123.8	175.6	2:01.361		12	30.001	147.7	53.153		Pit In		160.2	2:07.533	
3	29.481	154.3	51.857		38.081	126.9	179.4	1:59.419		13	Pit Out	151.0	53.970		37.215	126.1	158.6	3:23.467	
4	29.030	154.7	53.892		37.264	123.9	<u>185.2</u>	2:00.186		14	30.306	146.1	53.214		38.024	123.2	159.8	2:01.544	
5	<u>28.681</u>	160.7	<u>51.803</u>		37.904	123.6	172.0	<u>1:58.388</u>		15	29.179	152.1	52.973		37.936	<u>128.2</u>	159.1	2:00.088	
6	29.349	163.1	52.285		37.533	122.4	178.2	1:59.167		16	29.368	152.3	52.902		37.728	125.5	164.6	1:59.998	
7	29.021	<u>164.9</u>	52.502		<u>37.122</u>	123.9	165.6	1:58.645		17	29.065	149.4	58.123		37.591	122.2	164.6	2:04.779	
8	29.100	155.8	52.717		37.450	122.6	167.2	1:59.267		18	29.380	145.4	54.576		37.775	123.6	167.7	2:01.731	
9	28.983	157.0	52.964		37.449	122.6	183.4	1:59.396		19	29.906	154.3	53.583		37.475	125.9	167.4	2:00.964	
10	29.333	157.0	52.753		37.677	122.2	170.3	1:59.763		20	29.751	153.0	54.474		38.010	123.9	161.0	2:02.235	

444 VAN LEENEN-DU TOY VAN HEES										Lotus Cortina									
lap	Sect-1	Speed	Sect-2	Speed	Sect-3	Speed	TopSpeed	laptime	pit	lap	Sect-1	Speed	Sect-2	Speed	Sect-3	Speed	Topspeed	laptime	pit
1	37.458	137.1	59.492		41.182	110.8	143.0	2:18.132		11	Pit Out	151.9	56.493		38.592	113.0	164.9	3:36.802	
2	32.053	160.5	56.709		40.145	112.3	150.6	2:08.907		12	31.517	156.3	55.232		38.853	114.0	153.2	2:05.602	
3	32.137	153.6	58.056		40.515	111.9	149.8	2:10.708		13	31.192	163.4	55.527		38.490	114.3	149.8	2:05.209	
4	32.166	146.1	56.513		39.691	111.5	153.4	2:08.370		14	32.244	158.8	54.357		39.072	109.7	154.3	2:05.673	
5	32.191	154.1	59.138		39.954	112.2	138.6	2:11.283		15	<u>31.026</u>	<u>167.4</u>	54.361		38.719	112.8	156.5	<u>2:04.106</u>	
6	31.677	152.5	58.630		41.793	111.7	146.1	2:12.100		16	31.217	155.6	55.060		<u>38.045</u>	113.8	150.2	2:04.322	
7	32.192	146.9	57.000		40.491	112.7	157.0	2:09.683		17	31.074	165.9	55.952		38.610	112.7	144.6	2:05.636	
8	32.938	149.4	57.612		40.080	112.7	150.0	2:10.630		18	31.195	165.4	54.680		39.212	110.2	153.0	2:05.087	
9	31.904	154.5	56.824		39.597	112.0	157.9	2:08.325		19	31.138	166.2	<u>54.040</u>		39.566	<u>115.1</u>	<u>165.9</u>	2:04.744	
10	31.861	155.6	57.280		Pit In		153.0	2:17.636		20									

503 ADRIAANS-ADRIAANS										Shelby Cobra									
lap	Sect-1	Speed	Sect-2	Speed	Sect-3	Speed	TopSpeed	laptime	pit	lap	Sect-1	Speed	Sect-2	Speed	Sect-3	Speed	Topspeed	laptime	pit
1	32.714	167.2	53.182		36.864	129.6	163.6	2:02.760		12	28.277	161.9	51.968		Pit In		179.4	2:03.271	
2	28.156	173.9	51.667		37.165	124.5	172.0	1:56.988		13	Pit Out	164.9	52.314		36.632	129.4	169.0	3:11.470	
3	28.311	179.4	51.896		37.331	129.6	174.8	1:57.538		14	27.943	179.4	51.188		36.552	130.9	175.9	1:55.683	
4	28.277	161.0	51.554		36.645	128.4	167.7	1:56.476		15	28.081	181.8	51.093		36.820	129.4	<u>190.1</u>	1:55.994	
5	<u>27.850</u>	179.7	<u>50.529</u>		36.406	129.4	184.6	<u>1:54.785</u>		16	28.280	173.1	51.446		37.332	127.5	173.1	1:57.058	
6	28.072	176.2	51.360		36.545	126.9	181.5	1:55.977		17	27.979	179.7	50.763		36.689	130.3	180.3	1:55.431	
7	28.570	169.5	51.889		36.513	<u>132.2</u>	168.0	1:56.972		18	29.096	175.0	51.703		36.911	126.3	176.5	1:57.710	
8	28.960	172.0	51.103		36.563	130.7	169.0	1:56.626		19	28.442	162.9	52.220		37.341	129.4	175.6	1:58.003	
9	28.046	181.5	51.297		36.468	127.5	175.9	1:55.811		20	28.229	176.5	51.717		36.451	130.5	175.3	1:56.397	
10	28.407	<u>187.5</u>	51.346		36.642	127.5	171.2	1:56.395		21	28.162	171.4	51.534		37.512	125.5	174.5	1:57.208	
11	28.315	173.9	51.209		<u>36.330</u>	127.3	174.8	1:55.854		22									