

Red Bull Ring Classics BG Sportpromotion, Red Bull Ring

SuperSixties

Laps and Sector Times - Qualifying

9 - 11 June 2023

Red Bull Ring - 4318 mtr.

1 Frans VAN MAARSCHALKERWAART										Ford Mustang									
lap	Sect-1	Speed	Sect-2	Speed	Sect-3	Speed	TopSpeed	laptime	pit	lap	Sect-1	Speed	Sect-2	Speed	Sect-3	Speed	Topspeed	laptime	pit
1	Pit Out	122.7	1:04.140		43.613	115.6	131.5	2:23.604		7	31.789	159.8	56.453		39.406	116.6	159.5	2:07.648	
2	32.439	<u>166.9</u>	1:01.734		41.489	116.6	151.5	2:15.662		8	30.841	157.9	57.287		39.299	118.4	142.5	2:07.427	
3	31.960	150.8	58.718		40.421	118.6	146.5	2:11.099		9	31.038	151.5	56.576		<u>38.676</u>	116.0	158.4	2:06.290	
4	31.194	154.3	56.163		40.026	118.6	151.9	2:07.383		10	<u>30.834</u>	166.2	<u>55.046</u>		39.365	<u>119.5</u>	<u>169.5</u>	<u>2:05.245</u>	
5	32.490	159.5	56.601		40.939	117.9	161.0	2:10.030		11	36.780	101.1	1:04.354		Pit In		113.8	2:36.223	
6	32.509	155.2	55.529		39.761	117.7	161.2	2:07.799		12									

2 Carlo HAMILTON										Ford Falcon									
lap	Sect-1	Speed	Sect-2	Speed	Sect-3	Speed	TopSpeed	laptime	pit	lap	Sect-1	Speed	Sect-2	Speed	Sect-3	Speed	Topspeed	laptime	pit
1	Pit Out	125.0	1:00.415		39.335	117.3	153.0	2:14.480		5	31.727	163.6	55.668		38.453	115.6	158.6	2:05.848	
2	30.342	158.4	<u>54.046</u>		37.955	117.7	156.7	2:02.343		6	31.314	159.1	56.730		39.567	118.0	158.1	2:07.611	
3	30.173	156.3	54.332		<u>37.749</u>	<u>118.9</u>	149.2	<u>2:02.254</u>		7	30.271	166.4	54.185		38.380	115.1	<u>167.7</u>	2:02.836	
4	<u>29.446</u>	<u>177.3</u>	56.936		38.484	115.1	136.2	2:04.866		8	31.316	163.1	56.086		Pit In		146.9	2:23.646	

5 Graziano TESSARO										Fiat Abarth 1000 TC									
lap	Sect-1	Speed	Sect-2	Speed	Sect-3	Speed	TopSpeed	laptime	pit	lap	Sect-1	Speed	Sect-2	Speed	Sect-3	Speed	Topspeed	laptime	pit
1	Pit Out	126.5	1:04.056		44.917	95.8	144.6	2:24.862		6	<u>35.694</u>	138.8	1:00.237		42.929	97.7	<u>149.6</u>	<u>2:18.860</u>	
2	36.683	139.0	1:00.638		43.847	96.1	147.5	2:21.168		7	36.262	117.4	1:04.116		43.447	98.4	146.1	2:23.825	
3	36.348	137.6	1:00.281		43.197	96.8	146.1	2:19.826		8	36.130	133.7	<u>59.811</u>		43.401	97.5	149.2	2:19.342	
4	36.648	137.8	1:00.359		46.017	96.5	147.1	2:23.024		9	35.905	139.0	1:00.172		43.204	<u>98.9</u>	149.4	2:19.281	
5	36.629	<u>139.2</u>	1:28.820		44.096	97.8	149.4	2:49.545		10	36.354	131.4	59.968		<u>42.545</u>	97.1	148.4	2:18.867	

9 Jacques SMEER										Shelby Mustang GT350									
lap	Sect-1	Speed	Sect-2	Speed	Sect-3	Speed	TopSpeed	laptime	pit	lap	Sect-1	Speed	Sect-2	Speed	Sect-3	Speed	Topspeed	laptime	pit
1	Pit Out	142.9	1:01.499		46.401	<u>114.8</u>	157.4	2:22.569		5	34.780	145.0	1:01.705		47.087	110.6	153.6	2:23.572 D	
2	33.849	137.4	1:00.416		<u>43.850</u>	114.1	161.2	2:18.115		6	35.790	128.3	1:00.080		44.161	111.9	161.7	2:20.031	
3	32.297	144.6	58.579		44.262	113.3	149.0	<u>2:15.138</u>		7	32.644	154.5	1:00.184		46.554	111.4	155.4	2:19.382	
4	33.068	150.2	1:02.336		44.822	111.9	141.7	2:20.226 D		8	<u>32.262</u>	<u>171.4</u>	<u>58.328</u>		Pit In		<u>164.6</u>	2:30.886	

11 Rob RAPPANGE										Mini Cooper S									
lap	Sect-1	Speed	Sect-2	Speed	Sect-3	Speed	TopSpeed	laptime	pit	lap	Sect-1	Speed	Sect-2	Speed	Sect-3	Speed	Topspeed	laptime	pit
1	Pit Out	130.9	1:02.981		43.714	103.0	124.6	2:21.015		7	31.957	161.2	56.208		38.828	<u>107.5</u>	156.3	2:06.993	
2	33.339	158.4	55.803		39.749	104.9	157.7	2:08.891		8	32.070	160.0	55.235		39.011	106.9	164.1	2:06.316	
3	32.293	159.5	<u>55.026</u>		40.956	107.2	<u>164.9</u>	2:08.275		9	32.647	155.8	55.936		<u>38.436</u>	107.3	161.7	2:07.019	
4	32.069	161.4	55.689		39.116	106.3	163.9	2:06.874		10	<u>31.857</u>	<u>166.4</u>	55.077		38.705	105.5	<u>164.9</u>	<u>2:05.639</u>	
5	32.017	159.3	55.391		38.828	107.0	161.9	2:06.236		11	34.532	131.9	1:01.755		Pit In		145.0	2:25.969	
6	31.937	161.7	55.290		38.869	106.6	162.7	2:06.096		12									

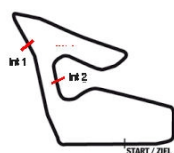
12 METS Bert										Morris Mini Cooper S									
lap	Sect-1	Speed	Sect-2	Speed	Sect-3	Speed	TopSpeed	laptime	pit	lap	Sect-1	Speed	Sect-2	Speed	Sect-3	Speed	Topspeed	laptime	pit
1	Pit Out	108.8	1:07.573		44.613	102.3	117.6	2:30.034		5	Pit Out	131.2	1:01.934		41.063	<u>106.9</u>	117.0	3:57.725	
2	35.220	142.5	59.691		41.452	105.7	141.9	2:16.363		6	32.742	158.1	56.358		40.558	<u>106.9</u>	161.9	2:09.658	
3	33.121	156.7	56.974		40.901	106.0	147.5	2:10.996		7	<u>32.344</u>	<u>159.8</u>	<u>55.634</u>		<u>40.400</u>	106.2	<u>165.1</u>	<u>2:08.378</u>	
4	33.669	151.0	59.495		Pit In		142.7	2:22.930		8	35.276	130.0	1:01.261		Pit In		123.0	2:29.926	

13 Dieter Karl ANTON										Lotus Cortina									
lap	Sect-1	Speed	Sect-2	Speed	Sect-3	Speed	TopSpeed	laptime	pit	lap	Sect-1	Speed	Sect-2	Speed	Sect-3	Speed	Topspeed	laptime	pit
1	Pit Out	148.4	57.646		38.744	113.5	159.1	2:09.460		4	<u>30.659</u>	<u>174.2</u>	57.186		<u>38.051</u>	<u>115.5</u>	133.0	2:05.896	
2	31.198	169.8	<u>53.568</u>		38.221	115.3	175.0	<u>2:02.987</u>		5	31.407	172.5	54.379		39.297	108.6	176.2	2:05.083	
3	31.608	170.3	53.921		38.063	113.8	173.1	2:03.592		6	31.217	170.6	53.650		38.392	114.3	<u>177.0</u>	2:03.259	

16 Giulio FRASSON										Lotus Cortina									
lap	Sect-1	Speed	Sect-2	Speed	Sect-3	Speed	TopSpeed	laptime	pit	lap	Sect-1	Speed	Sect-2	Speed	Sect-3	Speed	Topspeed	laptime	pit
1	Pit Out	113.9	1:05.979		44.185	104.1	120.1	2:27.349		6	34.218	153.4	59.301		41.690	103.0	160.7	2:15.209	
2	34.980	152.1	58.100		42.509	<u>106.6</u>	156.5	2:15.589		7	36.163	148.8	1:00.380		42.225	101.7	145.6	2:18.768	
3	34.628	150.0	58.923		42.307	106.0	159.8	2:15.858		8	35.042	<u>157.9</u>	59.462		41.797	103.3	161.7	2:16.301	
4	35.333	141.9	1:01.745		Pit In		129.5	2:32.434		9	34.531	153.4	57.834		<u>41.234</u>	103.1	<u>163.9</u>	2:13.599	
5	Pit Out	130.3	1:00.755		42.832	102.9	154.1	3:29.221		10	<u>33.872</u>	154.1	<u>57.483</u>		42.177	103.5	162.4	<u>2:13.532</u>	

21 BONDESSON Lars										Lotus Elan									
lap	Sect-1	Speed	Sect-2	Speed	Sect-3	Speed	TopSpeed	laptime	pit	lap	Sect-1	Speed	Sect-2	Speed	Sect-3	Speed	Topspeed	laptime	pit
1	Pit Out	117.5	<u>1:04.864</u>		<u>46.912</u>	<u>88.4</u>	121.5	2:29.539		2	<u>41.221</u>	<u>128.1</u>	1:09.002		Pit In		<u>128.9</u>	2:47.589	





Red Bull Ring Classics BG Sportpromotion, Red Bull Ring

SuperSixties

Laps and Sector Times - Qualifying

9 - 11 June 2023

Red Bull Ring - 4318 mtr.

33	Bas JANSEN							Shelby Cobra												
lap	Sect-1	Speed	Sect-2	Speed	Sect-3	Speed	TopSpeed	laptime	pit	lap	Sect-1	Speed	Sect-2	Speed	Sect-3	Speed	Topspeed	laptime	pit	
1							121.6	1:55.045		4									1:54.097	
2								1:57.837		5									<u>1:54.062</u>	
3								1:55.383		6									1:56.639	

37	DE VRIES-DE VRIES							Austin Mini Cooper S												
lap	Sect-1	Speed	Sect-2	Speed	Sect-3	Speed	TopSpeed	laptime	pit	lap	Sect-1	Speed	Sect-2	Speed	Sect-3	Speed	Topspeed	laptime	pit	
1										5									8:02.803	
2										6									2:07.115	
3										7									2:06.091	
4										8									2:05.804	

43	Holger FELSKE							MGB											
lap	Sect-1	Speed	Sect-2	Speed	Sect-3	Speed	TopSpeed	laptime	pit	lap	Sect-1	Speed	Sect-2	Speed	Sect-3	Speed	Topspeed	laptime	pit
1	Pit Out	132.4	1:04.285		45.728	99.4	121.6	2:26.541		7	33.973	151.0	59.127		41.547	102.3	160.0	2:14.647	
2	34.859	151.3	1:00.096		43.404	101.8	154.5	2:18.359		8	33.633	155.4	59.157		<u>40.645</u>	105.3	136.7	2:13.435	
3	34.838	152.1	59.926		42.804	100.0	157.9	2:17.568		9	33.785	141.7	1:02.170		40.992	<u>105.5</u>	152.1	2:16.947	
4	34.569	147.7	59.455		42.280	101.5	153.6	2:16.304		10	<u>33.171</u>	<u>157.2</u>	57.828		40.822	100.0	161.4	2:11.821	
5	34.446	150.0	58.748		42.660	101.0	<u>161.7</u>	2:15.854		11	33.553	154.7	<u>57.423</u>		40.793	102.6	159.8	<u>2:11.769</u>	
6	34.526	151.9	58.379		41.617	101.8	159.1	2:14.522		12									

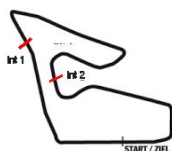
45	Bob STEVENS							Lotus Elan											
lap	Sect-1	Speed	Sect-2	Speed	Sect-3	Speed	TopSpeed	laptime	pit	lap	Sect-1	Speed	Sect-2	Speed	Sect-3	Speed	Topspeed	laptime	pit
1	Pit Out	120.3	58.669		37.999	119.5	124.4	2:09.619		7	Pit Out	166.4	51.416		35.675	<u>123.0</u>	<u>189.8</u>	2:42.548	
2	29.968	150.8	53.464		36.745	120.0	150.8	2:00.177		8	<u>28.334</u>	188.5	53.782		35.555	122.2	188.8	1:57.671	
3	30.369	160.5	52.482		35.683	122.0	161.2	1:58.534		9	28.556	<u>189.5</u>	<u>50.069</u>		35.302	122.2	186.9	<u>1:53.927</u>	
4	29.450	175.0	53.306		35.779	121.8	155.2	1:58.535		10	30.292	185.9	51.366		36.508	<u>123.0</u>	186.9	1:58.166	D
5	28.427	187.2	50.211		35.522	122.0	186.2	1:54.160		11	28.861	177.0	52.655		Pit In		164.4	2:03.714	
6	28.593	157.0	53.124		Pit In		177.0	2:04.133		12	Pit Out	176.8	50.486		<u>35.112</u>	122.4	188.8	3:02.983	

46	Jos STEVENS							Lotus Elan											
lap	Sect-1	Speed	Sect-2	Speed	Sect-3	Speed	TopSpeed	laptime	pit	lap	Sect-1	Speed	Sect-2	Speed	Sect-3	Speed	Topspeed	laptime	pit
1	Pit Out	115.3	1:02.748		40.179	114.5	123.3	2:20.600		8	28.908	180.3	51.826		38.585	120.9	183.1	1:59.319	
2	30.503	166.2	53.904		40.078	119.3	164.1	2:04.485		9	30.757	161.0	52.309		36.452	120.4	178.5	1:59.518	
3	30.554	165.4	53.362		36.845	120.7	170.9	2:00.761		10	30.051	168.8	51.825		37.198	120.4	174.2	1:59.074	
4	29.685	173.4	52.339		36.820	<u>122.2</u>	167.7	1:58.844		11	29.057	181.8	<u>50.895</u>		<u>36.390</u>	121.1	182.4	<u>1:56.342</u>	
5	29.536	180.0	51.999		36.849	121.5	179.4	1:58.384		12	28.992	168.0	50.974		36.464	122.0	<u>184.0</u>	1:56.430	
6	<u>28.758</u>	<u>183.4</u>	51.661		37.656	120.7	173.4	1:58.075		13	29.287	180.6	51.435		Pit In		181.5	2:12.378	
7	30.510	172.5	52.427		36.635	121.3	179.4	1:59.572		14									

51	Magnus LILLERSKOG							Lotus Cortina											
lap	Sect-1	Speed	Sect-2	Speed	Sect-3	Speed	TopSpeed	laptime	pit	lap	Sect-1	Speed	Sect-2	Speed	Sect-3	Speed	Topspeed	laptime	pit
1	Pit Out	112.3	1:05.290		44.914	98.8	139.2	2:27.623		6	Pit Out	160.7	59.149		42.532	107.9	<u>168.5</u>	2:35.454	
2	35.076	153.6	59.708		42.407	109.1	157.2	2:17.191		7	34.357	<u>164.1</u>	57.686		41.778	109.1	167.2	2:13.821	
3	33.691	159.8	58.807		41.184	<u>109.8</u>	151.5	2:13.682		8	<u>32.651</u>	159.1	57.510		42.049	108.9	162.4	2:12.210	
4	33.366	156.5	57.452		<u>41.119</u>	109.2	152.1	2:11.937		9	33.423	162.9	<u>56.340</u>		41.789	108.9	159.1	<u>2:11.552</u>	
5	33.267	160.2	57.574		Pit In		<u>168.5</u>	2:24.392		10	32.887	162.7	56.782		42.067	108.6	161.9	2:11.736	

55	Mats EK							Lotus Elan S2											
lap	Sect-1	Speed	Sect-2	Speed	Sect-3	Speed	TopSpeed	laptime	pit	lap	Sect-1	Speed	Sect-2	Speed	Sect-3	Speed	Topspeed	laptime	pit
1	Pit Out	112.1	1:04.956		44.852	100.0	126.9	2:28.266		7	30.990	172.2	54.460		<u>38.257</u>	116.3	150.2	2:03.707	
2	36.358	129.0	59.172		42.224	111.5	135.5	2:17.754		8	<u>30.188</u>	157.2	55.603		39.012	114.0	139.9	2:04.803	
3	31.804	149.8	59.128		41.164	110.5	143.0	2:12.096		9	30.656	169.8	54.596		38.715	114.8	150.8	2:03.967	
4	31.889	150.0	56.307		39.130	114.5	151.5	2:07.326		10	30.666	156.7	<u>53.915</u>		38.702	114.6	<u>167.7</u>	<u>2:03.283</u>	
5	31.340	147.1	56.898		40.045	114.6	162.4	2:08.283		11	31.038	<u>180.3</u>	54.309		38.274	113.0	163.1	2:03.621	
6	31.901	153.2	55.590		39.538	<u>119.3</u>	167.4	2:07.029		12									

58	Jan KLING							Ford GT40											
lap	Sect-1	Speed	Sect-2	Speed	Sect-3	Speed	TopSpeed	laptime	pit	lap	Sect-1	Speed	Sect-2	Speed	Sect-3	Speed	Topspeed	laptime	pit
1	Pit Out	121.6	54.235		38.128	131.6	157.2	2:04.632		7	26.299	198.2	49.143		34.383	134.0	189.1	1:49.825	
2	26.928	194.2	50.083		36.053	134.0	174.8	1:53.064		8	<u>26.168</u>	206.5	<u>48.404</u>		<u>34.298</u>	134.5	181.8	<u>1:48.870</u>	
3	27.943	183.7	49.100		35.707	133.1	199.6	1:52.750		9	26.498	<u>208.9</u>	49.858		35.007	133.1	204.2	1:51.363	
4	26.911	188.8	52.656		35.882	134.0	157.4	1:55.449		10	26.805	190.8	49.249		44.652	90.9	<u>210.5</u>	2:00.706	
5	27.586	168.8	51.281		34.813	<u>136.1</u>	173.6	1:53.680		11	35.998	131.1	59.163		Pit In		139.2	2:28.663	
6	26.400	178.5	51.470		35.127	133.3	161.7	1:52.997		12									



Red Bull Ring Classics BG Sportpromotion, Red Bull Ring

SuperSixties

Laps and Sector Times - Qualifying

9 - 11 June 2023

Red Bull Ring - 4318 mtr.

60 Kennet PERSSON										GT40									
lap	Sect-1	Speed	Sect-2	Speed	Sect-3	Speed	TopSpeed	laptime	pit	lap	Sect-1	Speed	Sect-2	Speed	Sect-3	Speed	Topspeed	laptime	pit
1	Pit Out	151.5	51.749		37.535	138.0	159.8	1:59.936		7	<u>26.193</u>	199.3	48.471		34.380	138.7	187.2	<u>1:49.044</u>	
2	26.672	191.5	49.060		36.001	138.5	194.2	1:51.733		8	26.292	194.6	<u>48.439</u>		34.732	<u>140.4</u>	210.5	1:49.463	
3	26.851	174.8	49.952		36.024	139.9	198.5	1:52.827		9	26.231	184.9	48.961		35.362	139.2	<u>214.3</u>	1:50.554	
4	27.450	178.8	49.264		35.560	138.0	187.5	1:52.274		10	26.311	<u>201.1</u>	49.240		Pit In		194.6	2:14.093	
5	26.959	173.6	51.196		<u>34.315</u>	138.7	174.5	1:52.470		11	Pit Out	153.6	58.987		40.917	123.2	158.8	3:57.581	
6	26.450	176.5	48.603		35.051	137.7	186.9	1:50.104		12	30.898	147.3	55.786		39.408	120.9	147.9	2:06.092	

62 Roelant DE WAARD										Shelby GT350									
lap	Sect-1	Speed	Sect-2	Speed	Sect-3	Speed	TopSpeed	laptime	pit	lap	Sect-1	Speed	Sect-2	Speed	Sect-3	Speed	Topspeed	laptime	pit
1	Pit Out	120.8	59.725		38.936	123.9	140.8	2:11.237		6	28.852	175.3	<u>50.648</u>		37.675	129.0	173.6	1:57.175	
2	28.808	174.5	52.811		38.754	132.4	160.7	2:00.373		7	<u>27.534</u>	<u>175.9</u>	50.769		38.129	131.6	<u>174.5</u>	1:56.432	
3	28.467	166.2	52.029		36.575	130.5	167.7	1:57.071		8	29.559	159.8	53.782		38.777	<u>132.9</u>	164.9	2:02.118	
4	27.984	173.6	52.552		38.897	132.7	167.2	1:59.433		9	28.339	172.0	51.129		<u>36.201</u>	131.1	167.2	<u>1:55.669</u>	
5	27.911	175.3	51.615		37.907	131.6	159.8	1:57.433		10	37.415	114.9	58.842		Pit In		150.6	2:28.983	

63 MUTSCHLER-MUTSCHLER										MGB									
lap	Sect-1	Speed	Sect-2	Speed	Sect-3	Speed	TopSpeed	laptime	pit	lap	Sect-1	Speed	Sect-2	Speed	Sect-3	Speed	Topspeed	laptime	pit
1	Pit Out	128.0	1:03.140		44.665	102.6	149.0	2:22.914		6	35.661	147.7	1:00.886		45.091	101.4	153.4	2:21.638	
2	34.195	142.5	1:01.269		42.710	103.5	132.4	2:18.174		7	34.783	152.8	59.206		42.521	102.6	149.8	2:16.510	
3	33.769	154.1	59.201		42.394	<u>106.3</u>	150.8	2:15.364		8	34.233	<u>158.6</u>	1:00.317		43.845	103.9	150.2	2:18.395	
4	33.944	144.6	1:00.315		Pit In		139.7	2:26.634		9	34.117	152.5	59.308		<u>42.363</u>	103.8	147.9	2:15.788	
5	Pit Out	138.6	1:01.562		46.087	99.5	143.8	4:06.176		10	<u>33.605</u>	156.3	<u>58.545</u>		42.607	104.2	<u>157.0</u>	<u>2:14.757</u>	

64 Egbert KOLVOORT										MGB									
lap	Sect-1	Speed	Sect-2	Speed	Sect-3	Speed	TopSpeed	laptime	pit	lap	Sect-1	Speed	Sect-2	Speed	Sect-3	Speed	Topspeed	laptime	pit
1	Pit Out	86.4	1:13.265		47.486	102.1	104.1	2:44.318		4	33.413	146.3	58.800		41.762	<u>105.6</u>	153.6	2:13.975	
2	34.733	150.2	58.523		40.836	104.5	148.4	2:14.092		5	33.667	<u>155.6</u>	<u>56.989</u>		<u>39.915</u>	105.2	<u>158.1</u>	<u>2:10.571</u>	
3	33.461	150.6	58.313		40.705	103.8	152.5	2:12.479		6	<u>33.221</u>	154.5	1:07.259		Pit In		156.7	2:49.192	

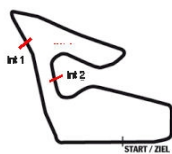
67 WILHELM-VAN GELDER										Jaguar E-Type									
lap	Sect-1	Speed	Sect-2	Speed	Sect-3	Speed	TopSpeed	laptime	pit	lap	Sect-1	Speed	Sect-2	Speed	Sect-3	Speed	Topspeed	laptime	pit
1	Pit Out	127.7	57.238		38.790	118.6	133.3	2:09.950		7	30.596	173.4	53.484		40.474	116.8	177.9	2:04.554	
2	29.798	166.2	53.762		38.015	115.8	173.9	2:01.575		8	30.805	175.0	52.611		38.754	115.6	174.5	2:02.170	
3	29.983	<u>183.4</u>	<u>52.260</u>		37.275	118.7	<u>181.8</u>	<u>1:59.518</u>		9	30.154	174.2	54.244		38.304	117.7	172.5	2:02.702	
4	<u>29.718</u>	170.3	53.413		<u>37.087</u>	<u>119.5</u>	163.4	2:00.218		10	30.407	169.5	52.971		37.780	118.7	163.4	2:01.158	
5	29.878	164.9	53.500		Pit In		157.9	2:12.478		11	30.485	171.7	52.689		37.561	117.9	176.2	2:00.735	
6	Pit Out	152.3	55.438		38.782	118.0	168.5	3:08.926		12									

68 Michiel VAN DUIJVENDIJK										TVR Griffith 200/400									
lap	Sect-1	Speed	Sect-2	Speed	Sect-3	Speed	TopSpeed	laptime	pit	lap	Sect-1	Speed	Sect-2	Speed	Sect-3	Speed	Topspeed	laptime	pit
1	Pit Out	139.4	56.695		38.720	138.0	150.2	2:05.029		5	28.552	<u>190.8</u>	52.360		36.284	137.5	163.1	1:57.196	
2	<u>27.371</u>	164.6	51.813		<u>35.574</u>	137.7	157.9	<u>1:54.758</u>		6	28.023	151.9	52.840		35.848	<u>138.9</u>	156.5	1:56.711	
3	27.610	167.2	51.258		36.033	137.3	165.1	1:54.901		7	27.600	176.5	<u>51.010</u>		36.378	138.5	<u>172.8</u>	1:54.988	
4	27.570	164.1	54.015		36.142	137.3	142.9	1:57.727		8	28.489	146.1	1:02.665		Pit In		119.2	2:17.504	

69 Alexander KORLE										Lotus Elan									
lap	Sect-1	Speed	Sect-2	Speed	Sect-3	Speed	TopSpeed	laptime	pit	lap	Sect-1	Speed	Sect-2	Speed	Sect-3	Speed	Topspeed	laptime	pit
1	Pit Out	123.9	1:02.897		43.716	109.4	<u>141.7</u>	2:21.464		2	32.969	<u>150.6</u>	<u>56.694</u>		<u>40.726</u>	<u>110.0</u>	139.0	<u>2:10.389</u>	

85 Mark DOLS										Marcos 1800 GT									
lap	Sect-1	Speed	Sect-2	Speed	Sect-3	Speed	TopSpeed	laptime	pit	lap	Sect-1	Speed	Sect-2	Speed	Sect-3	Speed	Topspeed	laptime	pit
1	Pit Out	144.8	58.564		38.568	115.6	149.2	2:11.597		7	29.269	177.0	53.210		36.919	118.4	175.9	1:59.398	
2	30.609	172.0	54.404		38.077	116.5	161.4	2:03.090		8	<u>29.190</u>	176.8	53.102		<u>36.628</u>	119.1	174.8	<u>1:58.920</u>	
3	30.092	178.5	53.166		37.272	<u>119.5</u>	171.2	2:00.530		9	29.407	179.7	53.634		37.366	118.4	173.1	2:00.407	
4	29.642	168.8	54.248		38.002	118.4	164.4	2:01.892		10	29.335	<u>182.1</u>	54.480		38.604	118.9	<u>178.5</u>	2:02.419	
5	29.654	167.7	54.293		39.227	<u>119.5</u>	170.1	2:03.174		11	29.638	180.3	<u>52.255</u>		38.996	98.3	<u>178.5</u>	2:00.889	
6	30.274	169.3	53.407		37.816	118.7	169.8	2:01.497		12	30.838	171.4	52.480		37.013	118.6	176.2	2:00.331	

98 WINCHESTER-MALLARD										Shelby American Cobra									
lap	Sect-1	Speed	Sect-2	Speed	Sect-3	Speed	TopSpeed	laptime	pit	lap	Sect-1	Speed	Sect-2	Speed	Sect-3	Speed	Topspeed	laptime	pit
1	Pit Out	132.0	57.308		42.134	119.5	142.3	2:14.780		6	4:27.722	135.0	55.890		38.235	125.7	150.0	6:01.847	
2	31.342	147.7	56.042		41.972	119.8	157.2	2:09.356		7	28.821	158.6	55.390		39.180	128.2	141.9	2:03.391	



Red Bull Ring Classics

BG Sportpromotion, Red Bull Ring

SuperSixties

9 - 11 June 2023

Laps and Sector Times - Qualifying

Red Bull Ring - 4318 mtr.

3	31.349	148.6	56.143	39.902	121.7	147.9	2:07.394	8	29.080	151.3	53.888	37.141	<u>128.6</u>	<u>167.2</u>	2:00.109
4	30.261	156.1	55.315	39.157	122.8	148.4	2:04.733	9	<u>27.953</u>	<u>183.7</u>	52.867	37.721	123.0	159.5	1:58.541
5	30.103	155.8	54.158	39.149	119.8	149.2	2:03.410	10	28.835	173.9	<u>52.694</u>	<u>36.784</u>	126.1	162.9	<u>1:58.313</u>

101 DEENIK-SINKE									Ford Falcon								
lap	Sect-1	Speed	Sect-2	Speed	Sect-3	Speed	TopSpeed	laptime pit	lap	Sect-1	Speed	Sect-2	Speed	Sect-3	Speed	Topspeed	laptime pit
1	Pit Out	113.8	58.519		38.872	121.1	125.0	2:09.782	7	<u>28.735</u>	<u>168.0</u>	52.960		36.386	124.1	162.7	<u>1:58.081</u>
2	30.223	148.8	55.480		38.615	121.8	148.1	2:04.318	8	28.960	152.1	53.518		37.160	122.8	<u>170.6</u>	1:59.638
3	29.328	150.6	53.497		38.542	123.2	151.3	2:01.367	9	28.837	157.9	<u>52.387</u>		38.195	122.0	158.6	1:59.419
4	28.968	158.4	52.690		37.144	123.6	168.0	1:58.802	10	29.070	157.9	52.394		36.634	123.6	159.5	1:58.098
5	28.858	155.4	53.968		<u>36.230</u>	<u>124.5</u>	154.9	1:59.056	11	37.774	101.7	1:10.630		49.634	88.8	95.2	2:38.038
6	29.236	144.6	54.311		37.221	122.6	150.8	2:00.768	12								

103 VAN GAMMAREN-VAN GAMMAREN									Porsche 911								
lap	Sect-1	Speed	Sect-2	Speed	Sect-3	Speed	TopSpeed	laptime pit	lap	Sect-1	Speed	Sect-2	Speed	Sect-3	Speed	Topspeed	laptime pit
1	Pit Out	118.6	1:00.645		41.686	103.4	147.3	2:18.292	7	<u>30.403</u>	167.4	55.116		37.606	<u>116.3</u>	174.2	2:03.125
2	34.714	147.7	58.396		40.993	107.5	154.5	2:14.103	8	30.513	172.0	56.493		38.122	114.0	173.4	2:05.128
3	34.524	134.5	58.167		40.746	107.5	153.0	2:13.437	9	30.623	168.0	<u>54.346</u>		<u>37.345</u>	114.8	<u>176.8</u>	<u>2:02.314</u>
4	33.306	149.4	59.230		Pit In		135.2	2:20.952	10	30.772	171.7	55.033		42.729	114.1	173.4	2:08.534
5	Pit Out	169.5	54.772		37.985	114.5	166.9	3:22.926	11	30.417	<u>176.2</u>	54.416		38.809	91.8	174.5	2:03.642
6	33.579	147.3	54.870		37.657	115.8	168.2	2:06.106	12								

110 Michiel CAMPAGNE									Corvette Grand Sport								
lap	Sect-1	Speed	Sect-2	Speed	Sect-3	Speed	TopSpeed	laptime pit	lap	Sect-1	Speed	Sect-2	Speed	Sect-3	Speed	Topspeed	laptime pit
1	Pit Out	111.1	54.215		37.301	132.9	171.2	2:00.395 D	4	27.182	<u>184.0</u>	<u>48.999</u>		35.285	135.6	183.4	<u>1:51.466</u>
2	27.445	173.1	52.224		35.687	135.4	<u>193.5</u>	1:55.356 D	5	27.061	179.1	49.267		35.460	134.7	185.9	1:51.788
3	27.348	169.3	49.735		<u>34.876</u>	<u>135.8</u>	182.4	1:51.959	6	<u>26.781</u>	179.4	52.265		Pit In		175.3	2:08.710

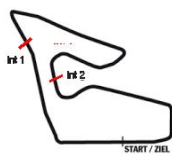
167 Kaj DAHLBACKA									Corvette Grand Sport								
lap	Sect-1	Speed	Sect-2	Speed	Sect-3	Speed	TopSpeed	laptime pit	lap	Sect-1	Speed	Sect-2	Speed	Sect-3	Speed	Topspeed	laptime pit
1	Pit Out	156.7	53.022		37.685	133.3	159.8	2:02.129	6	27.187	184.9	<u>49.294</u>		36.133	133.8	184.9	1:52.614
2	27.499	163.1	50.394		<u>35.842</u>	133.3	179.4	1:53.735	7	<u>26.848</u>	<u>186.9</u>	50.693		36.021	132.7	157.2	1:53.562
3	27.077	181.5	49.804		36.325	133.8	172.2	1:53.206	8	27.007	169.8	49.571		35.912	<u>134.5</u>	<u>190.8</u>	<u>1:52.490</u>
4	27.084	168.5	49.943		36.491	134.0	186.2	1:53.518	9	42.732	85.4	2:14.747		Pit In		59.5	4:16.801
5	27.175	177.3	50.044		36.054	133.6	<u>190.8</u>	1:53.273	10								

169 GRADE-WENZEL									Lotus Cortina								
lap	Sect-1	Speed	Sect-2	Speed	Sect-3	Speed	TopSpeed	laptime pit	lap	Sect-1	Speed	Sect-2	Speed	Sect-3	Speed	Topspeed	laptime pit
1	Pit Out	110.5	1:09.141		43.649	106.5	99.4	2:29.422	4	32.673	<u>155.8</u>	56.169		40.601	107.6	158.8	2:09.443
2	33.379	143.2	55.947		42.287	108.2	157.4	2:11.613	5	<u>32.056</u>	152.8	<u>55.861</u>		Pit In		<u>159.5</u>	2:18.375
3	32.379	149.6	56.234		<u>40.089</u>	<u>109.1</u>	155.4	<u>2:08.702</u>	6								

244 VAN GAMMAREN-VAN GAMMAREN									Ford Falcon Futura Sprint								
lap	Sect-1	Speed	Sect-2	Speed	Sect-3	Speed	TopSpeed	laptime pit	lap	Sect-1	Speed	Sect-2	Speed	Sect-3	Speed	Topspeed	laptime pit
1	Pit Out	123.1	1:00.412		40.508	122.4	127.4	2:14.090	7	33.499	132.2	53.756		37.360	125.1	146.7	2:04.615
2	31.520	141.9	53.701		38.878	123.8	158.8	2:04.099	8	29.006	<u>170.3</u>	52.749		37.465	126.9	157.9	1:59.220
3	30.505	142.3	55.919		37.262	125.3	142.7	2:03.686	9	29.222	152.8	53.701		37.449	<u>127.3</u>	171.4	2:00.372
4	29.278	163.4	53.873		37.824	125.5	146.3	2:00.975	10	29.655	139.9	52.525		37.422	125.7	163.9	1:59.602
5	29.976	152.5	55.198		37.751	123.6	133.0	2:02.925	11	28.942	165.1	52.379		37.561	125.9	<u>172.2</u>	1:58.882
6	30.225	152.3	52.866		<u>37.109</u>	<u>127.3</u>	152.1	2:00.200	12	<u>28.694</u>	165.1	<u>52.277</u>		37.232	126.5	169.5	<u>1:58.203</u>

262 Hemmo VRI END									Ford Falcon								
lap	Sect-1	Speed	Sect-2	Speed	Sect-3	Speed	TopSpeed	laptime pit	lap	Sect-1	Speed	Sect-2	Speed	Sect-3	Speed	Topspeed	laptime pit
1	Pit Out	143.8	58.554		41.501	120.2	148.1	2:11.746	7	29.372	156.7	54.198		40.467	123.0	172.5	2:04.037
2	29.435	169.8	54.563		38.453	120.4	168.5	2:02.451	8	29.233	155.4	53.065		38.394	122.2	176.2	2:00.692
3	29.111	168.5	54.889		38.702	122.6	173.4	2:02.702	9	29.156	175.3	53.313		44.391	123.2	<u>182.7</u>	2:06.860
4	29.706	<u>177.9</u>	56.397		38.090	121.3	130.8	2:04.193	10	<u>28.746</u>	170.9	<u>52.974</u>		<u>37.415</u>	123.2	179.1	<u>1:59.135</u>
5	28.836	176.2	53.652		37.750	<u>123.4</u>	165.1	2:00.238	11	28.838	163.6	53.218		40.610	103.4	170.9	2:02.666
6	29.421	146.1	58.235		38.742	122.0	156.7	2:06.398	12	31.554	165.9	57.193		Pit In		149.2	2:18.710

289 BIJLEVELD Martin-VAN DER ENDE									Ford Falcon								
lap	Sect-1	Speed	Sect-2	Speed	Sect-3	Speed	TopSpeed	laptime pit	lap	Sect-1	Speed	Sect-2	Speed	Sect-3	Speed	Topspeed	laptime pit
1	Pit Out	112.3	1:00.206		Pit In		136.7	2:40.061	5	<u>29.082</u>	177.0	53.929		Pit In		173.9	2:14.935
2	Pit Out	156.5	54.111		39.621	126.3	158.6	3:01.663	6	Pit Out	97.8	55.687		37.888	123.4	158.6	5:08.817
3	29.346	169.5	53.660		37.459	<u>127.9</u>	164.4	2:00.465	7	53.820	79.3	1:19.095		Pit In		97.8	3:19.176
4	29.383	<u>178.8</u>	<u>53.644</u>		<u>37.394</u>	127.5	<u>183.7</u>	<u>2:00.421</u>	8								



Red Bull Ring Classics BG Sportpromotion, Red Bull Ring

SuperSixties

Laps and Sector Times - Qualifying

9 - 11 June 2023

Red Bull Ring - 4318 mtr.

444 VAN LEENEN-DU TOY VAN HEES										Lotus Cortina									
lap	Sect-1	Speed	Sect-2	Speed	Sect-3	Speed	TopSpeed	laptime	pit	lap	Sect-1	Speed	Sect-2	Speed	Sect-3	Speed	Topspeed	laptime	pit
1	Pit Out	110.9	1:01.387		39.944	113.1	137.2	2:16.639		6	Pit Out	114.0	1:02.154		42.198	110.0	126.2	3:55.831	
2	31.591	<u>169.0</u>	56.070		38.909	112.2	<u>153.6</u>	<u>2:06.570</u>		7	32.079	146.7	59.300		42.547	112.8	140.8	2:13.926	
3	32.262	145.7	56.777		<u>38.633</u>	<u>113.5</u>	152.5	2:07.672		8	32.624	155.4	58.194		40.876	113.3	144.6	2:11.694	
4	32.198	158.8	56.440		39.135	112.0	153.4	2:07.773		9	33.023	142.1	57.947		40.471	112.2	149.4	2:11.441	
5	<u>31.368</u>	157.4	<u>55.899</u>		Pit In		151.7	2:14.618		10	32.252	146.1	57.510		41.193	111.2	149.8	2:10.955	

503 ADRI AANS-ADRIAANS										Shelby Cobra									
lap	Sect-1	Speed	Sect-2	Speed	Sect-3	Speed	TopSpeed	laptime	pit	lap	Sect-1	Speed	Sect-2	Speed	Sect-3	Speed	Topspeed	laptime	pit
1	Pit Out	153.0	57.707		39.007	128.6	135.2	2:07.042		7	29.146	172.5	50.743		37.084	130.9	166.7	1:56.973	
2	28.067	<u>179.1</u>	51.766		36.476	131.1	157.4	1:56.309		8	27.741	175.9	<u>50.507</u>		35.954	132.2	<u>184.6</u>	1:54.202	
3	28.233	176.2	51.508		35.941	131.6	162.7	1:55.682		9	27.921	169.8	50.826		35.979	132.4	181.5	1:54.726	
4	28.202	160.5	51.216		36.490	<u>134.0</u>	163.1	1:55.908		10	<u>27.708</u>	175.9	50.562		<u>35.670</u>	133.8	165.9	<u>1:53.940</u>	
5	28.095	163.1	50.749		36.030	132.4	172.2	1:54.874		11	31.941	120.0	1:01.979		Pit In		119.6	2:29.657	
6	27.784	166.7	51.178		35.993	133.6	175.9	1:54.955		12									