

Red Bull Ring Classics

BG Sportpromotion, Red Bull Ring

Colmore YTCC

Laps and Sector Times - Race 3

9 - 11 June 2023

Red Bull Ring - 4318 mtr.

1 Ulrich Klösser										Ford Escort RS 1600									
lap	Sect-1	Speed	Sect-2	Speed	Sect-3	Speed	TopSpeed	laptime	pit	lap	Sect-1	Speed	Sect-2	Speed	Sect-3	Speed	Topspeed	laptime	pit
1	31.498	165.4	50.901		36.675	123.8	175.6	1:59.074		7	30.324	<u>191.8</u>	48.807		35.692	124.5	194.6	1:54.823	
2	28.360	181.5	49.850		34.627	123.9	193.2	1:52.837		8	29.278	186.2	<u>48.525</u>		35.126	<u>125.5</u>	<u>195.3</u>	1:52.929	
3	28.128	178.5	49.894		<u>34.357</u>	123.0	191.2	1:52.379		9	<u>27.912</u>	185.2	49.002		34.643	125.1	191.8	<u>1:51.557</u>	
4	28.614	176.5	49.798		34.993	124.7	188.2	1:53.405		10	27.935	190.8	49.045		35.339	123.2	190.8	1:52.319	
5	28.366	189.8	48.817		35.501	123.8	191.5	1:52.684		11	28.203	189.8	49.324		34.789	123.9	170.9	1:52.316	
6	28.540	186.9	49.062		34.631	123.2	192.5	1:52.233		12	28.867	173.6	49.108		34.838	124.9	190.5	1:52.813	

5 Vienne Renes										Lotus Sunbeam									
lap	Sect-1	Speed	Sect-2	Speed	Sect-3	Speed	TopSpeed	laptime	pit	lap	Sect-1	Speed	Sect-2	Speed	Sect-3	Speed	Topspeed	laptime	pit
1	30.569	175.0	49.569		35.685	124.7	<u>196.4</u>	1:55.823		3	<u>27.470</u>	<u>195.7</u>	48.435		Pit In		193.9	2:07.303	
2	27.925	193.9	<u>48.326</u>		<u>35.007</u>	<u>126.5</u>	191.5	<u>1:51.258</u>		4									

9 Björn Hees										BMW M3 E30									
lap	Sect-1	Speed	Sect-2	Speed	Sect-3	Speed	TopSpeed	laptime	pit	lap	Sect-1	Speed	Sect-2	Speed	Sect-3	Speed	Topspeed	laptime	pit
1	31.534	189.8	50.774		36.545	116.8	187.2	1:58.853		7	28.425	187.8	48.930		33.688	126.1	177.0	1:51.043	
2	28.561	191.5	49.034		34.507	121.8	190.1	1:52.102		8	28.403	183.4	<u>48.476</u>		33.767	<u>126.5</u>	190.1	1:50.646	
3	29.269	188.8	48.790		35.380	119.1	192.2	1:53.439		9	<u>27.832</u>	186.9	48.523		33.817	125.7	191.5	<u>1:50.172</u>	
4	28.635	192.5	48.486		34.401	124.1	191.5	1:51.522		10	28.172	187.5	48.648		<u>33.542</u>	<u>126.5</u>	191.2	1:50.362	
5	28.708	191.5	49.127		33.748	125.3	191.5	1:51.583		11	28.355	186.2	1:04.877		Pit In		151.5	2:19.630	
6	27.860	<u>193.9</u>	48.608		36.155	115.8	<u>192.9</u>	1:52.623		12									

12 Kenneth Gregers										Datsun 240Z									
lap	Sect-1	Speed	Sect-2	Speed	Sect-3	Speed	TopSpeed	laptime	pit	lap	Sect-1	Speed	Sect-2	Speed	Sect-3	Speed	Topspeed	laptime	pit
1	31.466	170.3	52.480		35.386	122.8	175.3	1:59.332		9	27.998	<u>190.5</u>	51.250		36.146	122.8	188.2	1:55.394	
2	28.594	176.5	50.683		34.745	<u>124.5</u>	184.0	1:54.022		10	28.107	186.9	49.508		34.715	124.1	191.8	<u>1:52.330</u>	
3	28.194	179.4	50.432		35.229	122.4	185.9	1:53.855		11	28.154	180.6	50.107		34.631	123.0	186.9	1:52.892	
4	28.351	179.7	50.155		35.354	121.5	184.9	1:53.860		12	<u>27.992</u>	188.2	50.293		35.095	120.7	191.2	1:53.380	
5	28.806	180.6	49.968		34.940	122.6	186.9	1:53.714		13	28.289	186.2	49.814		<u>34.598</u>	123.4	187.2	1:52.701	
6	28.396	185.9	49.764		34.969	123.0	<u>192.2</u>	1:53.129		14	28.447	187.8	49.890		35.133	119.1	188.2	1:53.470	
7	28.122	185.6	50.118		34.897	122.4	190.1	1:53.137		15	29.228	174.2	50.366		37.009	116.0	191.2	1:56.603	
8	28.338	181.8	<u>49.476</u>		35.139	122.8	190.8	1:52.953		16	28.582	185.9	50.274		35.329	110.9	184.6	1:54.185	

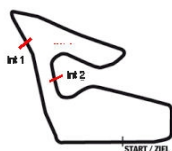
15 Markus Key										Oldsmobile									
lap	Sect-1	Speed	Sect-2	Speed	Sect-3	Speed	TopSpeed	laptime	pit	lap	Sect-1	Speed	Sect-2	Speed	Sect-3	Speed	Topspeed	laptime	pit
1	26.216	187.2	45.983		<u>31.616</u>	<u>152.6</u>	188.8	1:43.815		3	24.165	192.2	<u>45.807</u>		31.982	151.7	<u>207.3</u>	1:41.954	
2	<u>23.625</u>	<u>207.3</u>	46.118		32.140	150.9	194.6	<u>1:41.883</u>		4	24.259	196.0	58.902		Pit In		145.0	2:11.748	

19 Leo van der Beek										Porsche 911 Carrera									
lap	Sect-1	Speed	Sect-2	Speed	Sect-3	Speed	TopSpeed	laptime	pit	lap	Sect-1	Speed	Sect-2	Speed	Sect-3	Speed	Topspeed	laptime	pit
1	32.654	149.8	57.026		38.601	109.7	163.1	2:08.281		9	32.426	163.4	54.120		38.799	105.5	173.9	2:05.345	
2	32.947	168.2	55.943		38.991	110.3	166.2	2:07.881		10	31.676	167.4	55.199		38.171	112.8	<u>179.4</u>	2:05.046	
3	31.856	161.4	55.157		38.865	110.5	169.8	2:05.878		11	31.071	166.7	<u>53.318</u>		38.086	111.4	178.8	<u>2:02.475</u>	
4	32.309	154.9	54.603		38.132	112.3	172.2	2:05.044		12	31.833	164.9	53.832		<u>37.545</u>	111.4	172.2	2:03.210	
5	32.295	162.4	54.978		38.028	112.0	165.9	2:05.301		13	31.092	<u>171.7</u>	53.977		37.765	112.0	175.3	2:02.834	
6	31.531	165.1	54.769		38.166	<u>113.1</u>	163.1	2:04.466		14	31.707	165.6	54.169		37.679	112.2	164.4	2:03.555	
7	<u>30.954</u>	169.8	53.691		38.092	112.2	174.5	2:02.737		15	32.192	168.2	54.281		38.289	112.3	176.2	2:04.762	
8	32.501	158.6	55.166		38.147	112.0	175.9	2:05.814		16									

21 Kim Olesen										BMW M3									
lap	Sect-1	Speed	Sect-2	Speed	Sect-3	Speed	TopSpeed	laptime	pit	lap	Sect-1	Speed	Sect-2	Speed	Sect-3	Speed	Topspeed	laptime	pit
1	32.314	153.2	54.109		36.960	<u>116.5</u>	175.0	2:03.383		9	29.897	175.6	51.539		35.975	114.9	176.2	1:57.411	
2	30.001	173.1	52.527		36.201	<u>116.5</u>	174.5	1:58.729		10	29.998	175.9	50.859		36.186	114.5	<u>179.7</u>	1:57.043	
3	29.874	176.8	51.248		<u>35.726</u>	115.8	176.2	1:56.848		11	30.222	174.8	51.322		35.991	114.3	178.5	1:57.535	
4	30.109	176.2	51.482		35.954	114.1	176.2	1:57.545		12	30.059	176.8	<u>50.661</u>		36.216	114.5	<u>179.7</u>	1:56.936	
5	30.082	175.0	51.333		36.353	111.7	175.6	1:57.768		13	29.883	<u>178.2</u>	51.017		35.779	114.1	178.2	1:56.679	
6	31.181	174.5	51.378		35.990	114.1	174.8	1:58.549		14	30.546	175.9	51.691		36.231	112.8	176.2	1:58.468	
7	<u>29.810</u>	176.5	50.871		35.915	116.1	179.1	<u>1:56.596</u>		15	30.636	174.2	52.581		36.220	113.6	175.3	1:59.437	
8	30.395	173.4	51.245		36.184	114.6	176.2	1:57.824		16	30.626	173.6	52.686		37.061	105.7	169.5	2:00.373	

26 Frank Klaassen										BMW 325i									
lap	Sect-1	Speed	Sect-2	Speed	Sect-3	Speed	TopSpeed	laptime	pit	lap	Sect-1	Speed	Sect-2	Speed	Sect-3	Speed	Topspeed	laptime	pit
1	34.140	151.3	55.725		38.928	107.0	166.4	2:08.793		9	31.780	161.2	54.406		37.524	<u>110.6</u>	168.8	2:03.710	
2	32.684	160.5	55.344		39.813	106.6	165.4	2:07.841		10	32.504	160.2	54.629		37.604	<u>110.6</u>	169.8	2:04.737	
3	32.034	160.5	54.700		38.071	109.7	167.4	2:04.805		11	32.197	158.6	54.064		37.946	108.3	<u>170.6</u>	2:04.207	





Red Bull Ring Classics

BG Sportpromotion, Red Bull Ring

Colmore YTCC

9 - 11 June 2023

Laps and Sector Times - Race 3

Red Bull Ring - 4318 mtr.

4	31.987	159.1	54.237	37.640	109.8	168.8	2:03.864	12	32.044	162.9	53.969	<u>37.368</u>	109.8	170.3	<u>2:03.381</u>
5	33.195	157.4	54.936	39.062	106.5	168.0	2:07.193	13	<u>31.703</u>	161.9	54.304	37.510	109.5	169.3	2:03.517
6	32.182	<u>163.1</u>	53.965	37.866	109.2	169.5	2:04.013	14	31.995	160.5	<u>53.922</u>	37.598	110.5	169.5	2:03.515
7	32.125	159.1	54.054	37.626	109.2	<u>170.6</u>	2:03.805	15	32.413	157.2	54.094	37.600	109.7	169.3	2:04.107
8	31.993	160.5	54.942	37.803	110.3	169.8	2:04.738	16							

27 Martin Reynolds									Ford Anglia										
lap	Sect-1	Speed	Sect-2	Speed	Sect-3	Speed	TopSpeed	laptime	pit	lap	Sect-1	Speed	Sect-2	Speed	Sect-3	Speed	Topspeed	laptime	pit
1	28.922	184.9	48.626		35.036	130.7	180.0	1:52.584		10	27.382	179.4	50.118		35.094	130.7	167.7	1:52.594	
2	27.023	<u>192.2</u>	49.015		35.639	130.3	171.7	1:51.677		11	27.645	182.4	48.822		35.078	130.7	176.5	1:51.545	
3	27.603	184.0	50.115		35.128	132.0	174.5	1:52.846		12	27.156	183.4	48.479		35.241	131.3	173.4	1:50.876	
4	27.291	187.5	48.899		35.458	130.5	183.4	1:51.648		13	<u>26.971</u>	180.9	48.211		34.613	130.7	184.0	<u>1:49.795</u>	
5	27.171	178.5	49.540		35.741	131.3	177.0	1:52.452		14	27.204	186.9	<u>47.689</u>		35.032	129.4	182.4	1:49.925	
6	27.544	178.5	48.777		34.962	130.9	175.9	1:51.283		15	27.131	188.2	48.086		34.647	131.1	182.4	1:49.864	
7	27.254	175.0	48.388		<u>34.545</u>	<u>133.3</u>	<u>188.2</u>	1:50.187		16	27.194	184.6	49.123		36.272	127.5	182.7	1:52.589	
8	27.176	166.2	49.792		35.613	129.8	176.5	1:52.581		17	27.868	163.1	48.896		35.458	125.3	173.9	1:52.222	
9	27.468	162.4	49.652		35.382	132.4	175.9	1:52.502		18									

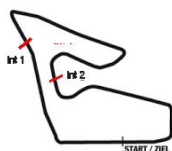
40 Nick Stox									BMW M3 E30										
lap	Sect-1	Speed	Sect-2	Speed	Sect-3	Speed	TopSpeed	laptime	pit	lap	Sect-1	Speed	Sect-2	Speed	Sect-3	Speed	Topspeed	laptime	pit
1	31.525	184.6	50.282		34.569	121.8	187.8	1:56.376		8	28.136	190.1	48.564		34.275	<u>124.5</u>	190.5	<u>1:50.975</u>	
2	28.557	191.2	49.368		34.401	122.4	181.2	1:52.326		9	28.180	190.5	48.638		34.453	123.2	190.1	1:51.271	
3	29.219	189.5	49.574		34.782	123.0	189.8	1:53.575		10	<u>27.943</u>	190.5	48.689		35.531	121.8	190.8	1:52.163	
4	28.719	188.8	49.209		34.235	<u>124.5</u>	188.8	1:52.163		11	28.663	190.8	48.799		34.464	124.1	<u>192.2</u>	1:51.926	
5	28.288	189.1	48.913		34.406	123.8	189.5	1:51.607		12	28.377	189.8	48.721		34.450	122.2	191.5	1:51.548	
6	28.238	188.5	48.701		34.195	124.3	190.5	1:51.134		13	28.162	<u>191.5</u>	48.955		Pit In		190.5	2:05.062	
7	28.872	184.3	<u>48.559</u>		<u>34.190</u>	124.3	190.8	1:51.621		14									

44 Charlotte Engel - Jeppesen									Ford Escort MK1 twincam										
lap	Sect-1	Speed	Sect-2	Speed	Sect-3	Speed	TopSpeed	laptime	pit	lap	Sect-1	Speed	Sect-2	Speed	Sect-3	Speed	Topspeed	laptime	pit
1	33.122	152.5	56.117		39.880	109.8	162.9	2:09.119		8	32.174	153.4	55.658		40.719	110.2	162.7	2:08.551	
2	31.942	161.7	55.951		40.472	110.5	158.8	2:08.365		9	32.098	162.2	55.203		40.998	110.8	163.6	2:08.299	
3	32.260	152.8	56.399		40.480	111.4	153.2	2:09.139		10	32.066	164.4	55.660		40.467	<u>112.2</u>	159.1	2:08.193	
4	31.596	163.4	55.667		<u>39.605</u>	111.5	157.7	2:06.868		11	31.565	<u>164.9</u>	56.592		41.320	112.0	166.2	2:09.477	
5	32.133	161.2	55.518		40.393	110.5	161.0	2:08.044		12	<u>31.554</u>	164.6	55.034		40.510	109.1	163.9	2:07.098	
6	32.300	152.1	55.272		40.133	112.0	<u>167.7</u>	2:07.705		13	32.727	153.4	55.802		39.837	112.0	163.1	2:08.366	
7	32.140	150.8	56.231		41.942	111.9	161.4	2:10.313		14	31.666	163.6	<u>54.754</u>		40.428	110.6	162.9	<u>2:06.848</u>	

54 Leonard Batenburg									BMW M3 E30										
lap	Sect-1	Speed	Sect-2	Speed	Sect-3	Speed	TopSpeed	laptime	pit	lap	Sect-1	Speed	Sect-2	Speed	Sect-3	Speed	Topspeed	laptime	pit
1	29.155	172.8	49.481		33.144	128.2	201.1	1:51.780		10	26.571	201.1	46.614		32.447	130.5	201.9	1:45.632	
2	27.199	199.6	46.936		32.785	130.0	198.2	1:46.920		11	26.721	201.1	<u>45.900</u>		32.576	129.4	203.0	1:45.197	
3	27.096	199.3	47.465		32.703	130.0	202.6	1:47.264		12	26.744	201.5	45.943		32.610	131.1	202.6	1:45.297	
4	27.396	200.7	47.869		32.958	128.6	200.4	1:48.223		13	26.517	201.5	46.113		32.636	130.3	202.6	1:45.266	
5	27.375	193.9	46.859		33.265	127.1	202.6	1:47.499		14	26.522	201.5	46.442		33.057	128.2	203.0	1:46.021	
6	26.951	197.4	46.228		32.322	<u>131.6</u>	200.4	1:45.501		15	26.610	203.0	46.543		<u>32.082</u>	<u>131.6</u>	<u>203.4</u>	1:45.235	
7	26.899	198.2	46.197		33.645	128.2	203.0	1:46.741		16	<u>26.340</u>	<u>203.4</u>	47.135		32.823	129.6	<u>203.4</u>	1:46.298	
8	26.921	199.3	46.426		32.528	129.2	202.2	1:45.875		17	26.604	200.7	47.177		32.570	131.3	203.0	1:46.351	
9	26.635	201.5	46.015		32.451	131.1	202.2	<u>1:45.101</u>		18									

55 Armand Adriaans									Porsche 964RSR										
lap	Sect-1	Speed	Sect-2	Speed	Sect-3	Speed	TopSpeed	laptime	pit	lap	Sect-1	Speed	Sect-2	Speed	Sect-3	Speed	Topspeed	laptime	pit
1	31.582	183.7	51.173		35.829	124.3	184.6	1:58.584		10	27.986	197.1	48.462		35.073	125.1	183.1	1:51.521	
2	28.153	189.1	49.578		34.920	125.1	194.2	1:52.651		11	28.000	196.0	48.241		<u>33.908</u>	127.7	195.7	1:50.149	
3	28.172	188.2	49.106		35.963	122.8	195.3	1:53.241		12	27.681	196.0	48.264		34.129	128.4	196.7	1:50.074	
4	28.224	193.2	48.754		34.733	126.5	196.0	1:51.711		13	<u>27.452</u>	195.3	<u>48.154</u>		33.950	<u>129.4</u>	<u>198.9</u>	<u>1:49.556</u>	
5	27.966	195.3	49.090		34.209	128.2	184.6	1:51.265		14	27.563	<u>198.9</u>	48.401		34.514	125.7	197.1	1:50.478	
6	28.255	192.2	48.609		34.453	125.9	193.5	1:51.317		15	27.636	198.5	48.496		34.630	124.7	197.1	1:50.762	
7	27.819	195.7	48.771		34.329	127.7	183.1	1:50.919		16	27.878	197.4	49.532		35.103	125.5	195.7	1:52.513	
8	28.364	194.9	48.467		34.610	128.4	196.7	1:51.441		17	27.941	196.0	48.988		34.572	127.1	195.3	1:51.501	
9	27.719	193.9	48.509		33.923	128.8	195.7	1:50.151		18									

56 Ruben Bruin									Vauxhall Astra GTE MK2										
lap	Sect-1	Speed	Sect-2	Speed	Sect-3	Speed	TopSpeed	laptime	pit	lap	Sect-1	Speed	Sect-2	Speed	Sect-3	Speed	Topspeed	laptime	pit
1	32.120	163.4	54.133		36.369	118.0	175.0	2:02.622		9	30.036	173.9	51.924		36.008	117.3	175.9	1:57.968	
2	29.632	<u>176.5</u>	51.957		36.152	116.8	179.4	1:57.741		10	29.647	175.9	51.711		36.136	116.3	179.1	1:57.494	
3	29.757	175.6	51.762		36.111	118.0	179.4	1:57.630		11	29.753	175.6	51.441		35.852	<u>118.4</u>	178.5	1:57.046	



Red Bull Ring Classics

BG Sportpromotion, Red Bull Ring

Colmore YTCC

9 - 11 June 2023

Laps and Sector Times - Race 3

Red Bull Ring - 4318 mtr.

4	29.784	175.3	51.634	36.090	116.8	179.4	1:57.508	12	<u>29.609</u>	174.8	51.430	36.273	117.2	<u>180.6</u>	1:57.312
5	29.668	174.5	51.649	36.283	116.0	179.4	1:57.600	13	29.908	175.9	<u>51.277</u>	36.019	116.6	180.3	1:57.204
6	29.830	172.8	51.564	35.986	117.3	180.3	1:57.380	14	29.763	175.6	51.361	<u>35.806</u>	117.5	180.0	<u>1:56.930</u>
7	29.617	173.1	51.572	36.038	117.9	179.7	1:57.227	15	29.692	176.2	51.363	35.967	117.7	180.0	1:57.022
8	29.654	173.9	51.505	36.175	115.3	179.7	1:57.334	16	29.674	175.9	52.265	36.082	117.0	179.4	1:58.021

59 Jack Gadd									Ford Escort MK1 RSR										
lap	Sect-1	Speed	Sect-2	Speed	Sect-3	Speed	TopSpeed	laptime	pit	lap	Sect-1	Speed	Sect-2	Speed	Sect-3	Speed	Topspeed	laptime	pit
1	28.295	204.5	46.296		33.630	136.8	201.9	1:48.221		7	26.451	199.3	46.262		32.278	135.8	198.9	1:44.991	
2	<u>25.377</u>	<u>208.9</u>	45.810		32.800	<u>137.7</u>	<u>206.9</u>	1:43.987		8	25.821	201.1	46.100		<u>32.170</u>	136.8	205.3	1:44.091	
3	25.864	203.8	<u>45.232</u>		32.647	136.8	199.6	<u>1:43.743</u>		9	25.673	202.6	46.228		33.480	137.0	204.9	1:45.381	
4	26.309	196.7	46.297		32.630	135.6	201.1	1:45.236		10	27.865	178.2	49.549		34.474	120.9	176.5	1:51.888	
5	26.228	204.2	45.745		32.424	136.8	206.5	1:44.397		11	29.453	175.9	49.193		Pit In		180.9	2:12.343	
6	26.454	196.7	47.800		32.673	136.6	181.8	1:46.927		12									

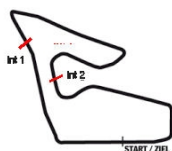
73 Kim Christensen									Jensen Healey										
lap	Sect-1	Speed	Sect-2	Speed	Sect-3	Speed	TopSpeed	laptime	pit	lap	Sect-1	Speed	Sect-2	Speed	Sect-3	Speed	Topspeed	laptime	pit
1	32.079	142.7	55.196		37.604	120.4	147.7	2:04.879		9	29.265	185.6	53.651		37.572	121.8	166.4	2:00.488	
2	29.573	175.6	52.931		<u>37.047</u>	122.2	166.9	1:59.551		10	29.239	183.7	53.177		39.082	118.2	177.6	2:01.498	
3	29.201	178.5	52.875		37.101	<u>122.8</u>	177.6	1:59.177		11	30.438	166.2	55.306		42.707	117.0	157.0	2:08.451	
4	29.209	182.1	52.412		37.110	121.5	180.3	<u>1:58.731</u>		12	31.280	156.7	57.596		40.748	114.5	158.4	2:09.624	
5	30.023	<u>185.9</u>	52.356		38.031	121.3	173.9	2:00.410		13	31.342	165.4	56.394		42.163	114.6	152.1	2:09.899	
6	29.730	178.5	<u>52.250</u>		37.485	121.5	<u>180.6</u>	1:59.465		14	30.990	157.9	55.634		39.527	114.9	170.3	2:06.151	
7	29.244	177.9	52.805		37.268	122.0	176.2	1:59.317		15	31.064	154.3	56.101		40.373	111.1	152.5	2:07.538	
8	<u>29.148</u>	174.5	52.596		37.531	120.7	176.8	1:59.275		16									

88 Rene Wagner									MGB V8 GT										
lap	Sect-1	Speed	Sect-2	Speed	Sect-3	Speed	TopSpeed	laptime	pit	lap	Sect-1	Speed	Sect-2	Speed	Sect-3	Speed	Topspeed	laptime	pit
1	29.019	165.1	50.369		<u>35.808</u>	141.9	184.0	1:55.196		9								1:51.294	
2	<u>25.986</u>	<u>194.6</u>	<u>49.851</u>		37.114	133.6	192.9	1:52.951		10								1:52.091	
3	27.870	178.2	51.550		36.685	140.4	169.3	1:56.105		11								1:56.847	
4	26.790	175.3	51.006		35.861	142.7	172.8	1:53.657		12								1:52.773	
5	26.799	188.2	50.240		36.023	<u>145.6</u>	182.7	1:53.062		13								1:52.681	
6	26.385	189.8	50.047		36.506	131.3	173.6	1:52.938		14								1:52.277	
7	28.539	175.6	49.943		36.507	141.9	<u>194.6</u>	1:54.989		15								1:51.828	
8								1:51.757		16								<u>1:50.415</u>	

99 Roel Schmitz									Porsche 964 RS										
lap	Sect-1	Speed	Sect-2	Speed	Sect-3	Speed	TopSpeed	laptime	pit	lap	Sect-1	Speed	Sect-2	Speed	Sect-3	Speed	Topspeed	laptime	pit
1	32.097	163.1	53.255		35.505	124.5	184.0	2:00.857		9	28.758	191.8	49.777		34.512	124.1	191.8	1:53.047	
2	28.622	189.8	50.598		35.335	119.8	191.2	1:54.555		10	28.543	197.4	49.284		35.019	123.2	192.2	1:52.846	
3	28.719	191.2	50.128		34.926	124.3	191.5	1:53.773		11	28.408	191.2	49.736		34.322	124.5	192.9	1:52.466	
4	28.723	192.2	50.142		34.560	124.9	190.5	1:53.425		12	28.725	203.0	<u>49.173</u>		34.375	123.2	<u>193.5</u>	<u>1:52.273</u>	
5	29.037	199.6	49.905		34.588	125.3	191.8	1:53.530		13	28.915	197.8	49.389		<u>34.318</u>	124.3	191.2	1:52.622	
6	28.675	191.8	49.865		34.707	124.9	191.8	1:53.247		14	28.327	201.5	49.757		35.151	124.5	190.8	1:53.235	
7	28.515	<u>203.4</u>	49.434		34.423	<u>126.1</u>	191.8	1:52.372		15	28.501	192.5	50.018		34.615	125.5	191.2	1:53.134	
8	29.208	189.1	49.349		34.866	115.8	193.2	1:53.423		16	<u>28.242</u>	194.2	50.221		34.740	108.0	191.8	1:53.203	

106 Frank Vessella									Chevrolet Corvette										
lap	Sect-1	Speed	Sect-2	Speed	Sect-3	Speed	TopSpeed	laptime	pit	lap	Sect-1	Speed	Sect-2	Speed	Sect-3	Speed	Topspeed	laptime	pit
1	27.439	202.2	46.511		33.370	147.2	200.4	1:47.320		10	24.815	<u>222.2</u>	46.700		<u>32.222</u>	146.7	213.4	1:43.737	
2	25.137	213.9	46.186		32.847	147.2	204.9	1:44.170		11	24.749	198.5	45.868		33.545	143.5	214.3	1:44.162	
3	25.254	211.8	59.324		34.667	145.6	199.3	1:59.245		12	26.961	197.1	48.655		35.163	139.7	205.7	1:50.779	
4	25.653	218.2	46.721		33.306	145.9	199.6	1:45.680		13	25.647	201.5	47.092		33.671	145.1	209.7	1:46.410	
5	25.596	203.4	47.121		33.596	144.8	208.5	1:46.313		14	24.837	189.1	47.278		33.283	143.7	210.5	1:45.398	
6	25.389	193.9	47.397		33.240	145.6	203.4	1:46.026		15	25.073	197.4	46.974		33.468	<u>147.8</u>	208.1	1:45.515	
7	25.180	205.3	46.583		35.282	146.7	212.2	1:47.045		16	25.321	207.3	<u>45.824</u>		33.907	144.8	<u>223.6</u>	1:45.052	
8	25.454	208.9	46.487		33.640	146.1	210.5	1:45.581		17	25.393	199.3	47.401		33.372	140.9	207.3	1:46.166	
9	<u>24.696</u>	209.3	46.112		32.978	144.3	220.0	1:43.786		18									

126 Pierre Iversen									Ford Escort RS2000										
lap	Sect-1	Speed	Sect-2	Speed	Sect-3	Speed	TopSpeed	laptime	pit	lap	Sect-1	Speed	Sect-2	Speed	Sect-3	Speed	Topspeed	laptime	pit
1	32.191	152.1	53.935		37.116	118.0	163.9	2:03.242		9	<u>30.270</u>	<u>164.4</u>	53.825		37.785	117.2	165.4	2:01.880	
2	31.031	163.4	53.539		38.222	113.5	163.9	2:02.792		10	31.386	155.4	54.603		38.159	116.6	164.9	2:04.148	
3	31.174	161.7	54.333		38.235	114.0	155.4	2:03.742		11	31.257	162.4	54.237		39.210	112.2	161.2	2:04.704	
4	31.533	155.8	54.382		38.132	114.5	168.0	2:04.047		12	32.594	151.5	55.920		38.599	110.9	163.4	2:07.113	
5	31.115	162.9	53.068		37.699	116.6	<u>168.2</u>	2:01.882		13	31.899	157.7	57.545		38.887	113.5	161.2	2:08.331	



Red Bull Ring Classics

BG Sportpromotion, Red Bull Ring

Colmore YTCC

9 - 11 June 2023

Laps and Sector Times - Race 3

Red Bull Ring - 4318 mtr.

6	30.880	161.2	53.760	37.876	116.1	163.9	2:02.516	14	32.074	154.5	54.616	39.697	111.1	158.4	2:06.387
7	30.710	161.9	54.201	39.125	112.0	166.4	2:04.036	15	31.941	150.6	56.415	40.014	100.6	154.9	2:08.370
8	30.822	162.7	<u>52.965</u>	<u>36.813</u>	<u>118.4</u>	163.6	<u>2:00.600</u>	16							

130 Ruud Poels									Porsche 964RS								
lap	Sect-1	Speed	Sect-2	Speed	Sect-3	Speed	TopSpeed	laptime pit	lap	Sect-1	Speed	Sect-2	Speed	Sect-3	Speed	Topspeed	laptime pit
1	31.411	178.5	52.662		35.578	121.1	181.8	1:59.651	9	29.598	179.1	49.355		35.546	123.2	184.6	1:54.499
2	29.953	180.3	50.565		34.925	122.2	182.7	1:55.443	10	29.628	178.8	<u>48.716</u>		34.060	<u>124.7</u>	187.2	1:52.404
3	29.381	182.7	49.805		34.879	121.5	184.6	1:54.065	11	<u>28.844</u>	<u>187.8</u>	49.572		34.556	121.7	<u>188.2</u>	1:52.972
4	29.125	182.7	49.485		34.973	120.0	184.9	1:53.583	12	30.215	162.9	49.416		34.247	122.2	182.7	1:53.878
5	30.305	173.4	49.215		34.575	120.4	185.9	1:54.095	13	29.176	180.6	49.144		34.912	122.0	184.0	1:53.232
6	29.099	182.1	49.895		<u>33.967</u>	122.6	173.4	1:52.961	14	29.688	178.5	49.727		34.514	117.5	184.3	1:53.929
7	29.082	179.7	48.823		34.144	123.8	182.7	<u>1:52.049</u>	15	29.454	179.1	51.519		34.441	120.4	181.2	1:55.414
8	29.196	184.0	49.234		34.649	113.0	185.6	1:53.079	16	29.414	167.4	50.197		35.392	101.9	178.2	1:55.003

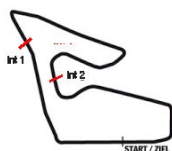
134 Riko Furtbauer									Ford GT40								
lap	Sect-1	Speed	Sect-2	Speed	Sect-3	Speed	TopSpeed	laptime pit	lap	Sect-1	Speed	Sect-2	Speed	Sect-3	Speed	Topspeed	laptime pit
1	25.814	206.5	44.252		<u>30.712</u>	<u>159.0</u>	203.8	1:40.778	8	24.065	177.0	45.172		31.775	155.9	203.0	1:41.012
2	<u>23.002</u>	<u>217.3</u>	<u>43.914</u>		31.371	157.1	210.9	<u>1:38.287</u>	9	23.863	211.4	44.910		31.970	153.5	218.2	1:40.743
3	23.707	196.0	44.332		30.958	158.4	210.5	1:38.997	10	24.118	201.9	45.990		32.119	147.5	211.4	1:42.227
4	23.323	210.5	44.043		31.531	155.9	<u>219.1</u>	1:38.897	11	24.346	205.3	45.393		31.801	150.3	209.3	1:41.540
5	23.581	190.5	44.836		31.526	154.4	216.0	1:39.943	12	24.038	208.1	45.949		32.627	149.7	213.9	1:42.614
6	23.862	201.9	45.651		31.823	154.7	210.9	1:41.336	13	24.550	202.6	54.633		Pit In		184.6	2:17.855
7	24.049	202.2	44.610		32.567	153.2	<u>219.1</u>	1:41.226	14								

135 Peter Stox									Porsche 964								
lap	Sect-1	Speed	Sect-2	Speed	Sect-3	Speed	TopSpeed	laptime pit	lap	Sect-1	Speed	Sect-2	Speed	Sect-3	Speed	Topspeed	laptime pit
1	28.012	181.8	49.046		33.847	129.8	199.6	1:50.905	10	26.515	204.9	46.394		32.458	131.8	203.4	1:45.367
2	27.203	203.8	47.293		33.400	131.3	198.2	1:47.896	11	26.429	206.9	46.433		33.153	129.2	204.5	1:46.015
3	27.172	202.6	46.901		33.217	130.5	200.7	1:47.290	12	26.860	206.1	46.559		32.680	130.7	201.5	1:46.099
4	27.284	201.5	47.803		33.464	128.4	197.4	1:48.551	13	26.393	206.5	<u>46.032</u>		32.285	131.8	202.6	<u>1:44.710</u>
5	26.915	203.4	46.869		33.790	128.2	198.5	1:47.574	14	26.543	201.5	46.256		<u>32.086</u>	<u>132.9</u>	202.6	1:44.885
6	27.177	201.9	46.495		32.726	132.4	203.0	1:46.398	15	26.173	206.1	46.740		32.322	132.0	203.8	1:45.235
7	26.734	201.5	46.667		33.100	130.9	203.0	1:46.501	16	<u>26.172</u>	<u>210.5</u>	46.995		32.994	130.5	<u>205.7</u>	1:46.161
8	26.541	203.0	46.588		32.644	131.8	204.2	1:45.773	17	26.233	209.3	47.330		33.233	127.1	201.9	1:46.796
9	26.427	207.3	46.412		32.413	132.0	203.8	1:45.252	18								

139 Christian Nowak									CN-Cobra								
lap	Sect-1	Speed	Sect-2	Speed	Sect-3	Speed	TopSpeed	laptime pit	lap	Sect-1	Speed	Sect-2	Speed	Sect-3	Speed	Topspeed	laptime pit
1	26.276	201.9	44.380		31.015	155.3	206.9	1:41.671	10	26.648	189.5	44.908		32.795	144.8	208.1	1:44.351
2	23.744	220.0	43.291		30.493	<u>156.8</u>	213.4	1:37.528	11	25.437	196.7	45.157		33.055	146.9	200.4	1:43.649
3	23.631	207.3	43.243		<u>30.208</u>	154.4	225.9	<u>1:37.082</u>	12	24.654	190.8	43.849		31.103	155.0	219.1	1:39.606
4	23.415	212.2	<u>42.963</u>		30.707	154.1	<u>228.3</u>	1:37.085	13	23.443	198.9	43.668		31.805	151.4	216.0	1:38.916
5	<u>23.268</u>	<u>228.3</u>	43.405		30.890	155.0	225.5	1:37.563	14	23.688	207.7	43.768		31.310	154.1	215.6	1:38.766
6	24.817	202.6	44.203		30.680	154.1	216.0	1:39.700	15	25.197	200.4	43.802		31.901	150.3	217.3	1:40.900
7	23.908	201.5	43.992		31.173	155.0	201.1	1:39.073	16	24.029	195.3	44.410		31.014	150.9	226.4	1:39.453
8	23.723	213.0	44.892		31.551	155.9	197.1	1:40.166	17	23.850	213.9	43.644		32.049	146.7	223.6	1:39.543
9	24.015	180.0	45.627		32.979	129.6	208.5	1:42.621	18	24.235	191.8	44.398		33.228	139.2	212.6	1:41.861

150 Jakob Wunderov									Datsun 240Z								
lap	Sect-1	Speed	Sect-2	Speed	Sect-3	Speed	TopSpeed	laptime pit	lap	Sect-1	Speed	Sect-2	Speed	Sect-3	Speed	Topspeed	laptime pit
1	31.507	168.2	51.853		35.713	122.2	175.0	1:59.073	9	28.271	180.3	49.745		34.657	120.7	188.8	1:52.673
2	28.622	180.6	50.373		34.632	122.2	184.3	1:53.627	10	28.462	183.1	49.760		34.716	122.2	187.8	1:52.938
3	<u>28.176</u>	<u>187.8</u>	49.593		34.936	122.2	184.3	1:52.705	11	29.429	184.9	49.683		34.674	121.3	187.8	1:53.786
4	28.447	185.2	49.798		34.753	123.0	185.2	1:52.998	12	28.527	187.2	49.428		35.027	120.4	186.5	1:52.982
5	28.397	184.9	49.592		34.611	122.4	189.1	1:52.600	13	28.391	177.6	49.570		34.615	122.8	186.5	1:52.576
6	28.196	184.6	49.717		34.415	123.4	190.1	1:52.328	14	28.238	185.6	49.597		34.445	122.8	188.8	1:52.280
7	29.659	173.1	49.326		35.366	121.8	<u>190.5</u>	1:54.351	15	28.405	185.2	49.332		34.540	123.4	187.2	1:52.277
8	29.252	184.9	49.499		34.532	122.6	189.8	1:53.283	16	28.194	<u>187.8</u>	<u>49.153</u>		<u>34.414</u>	<u>123.8</u>	<u>190.5</u>	<u>1:51.761</u>

151 Martin Wunderov									Datsun 240Z								
lap	Sect-1	Speed	Sect-2	Speed	Sect-3	Speed	TopSpeed	laptime pit	lap	Sect-1	Speed	Sect-2	Speed	Sect-3	Speed	Topspeed	laptime pit
1	31.411	163.4	54.495		35.715	126.7	158.8	2:01.621	9	29.038	183.4	<u>49.416</u>		<u>34.654</u>	127.1	185.2	<u>1:53.108</u>
2	29.162	186.5	50.389		34.928	127.5	185.9	1:54.479	10	29.060	181.8	50.021		34.951	125.9	184.9	1:54.032
3	<u>28.670</u>	<u>187.5</u>	49.995		35.328	127.1	180.9	1:53.993	11	29.361	181.2	49.835		34.911	126.9	184.0	1:54.107
4	28.898	186.9	52.404		34.943	127.1	180.0	1:56.245	12	29.461	184.0	50.044		36.053	123.6	185.2	1:55.558
5	29.135	181.5	50.221		34.904	127.9	184.3	1:54.260	13	30.078	177.3	50.847		35.489	127.5	184.3	1:56.414



Red Bull Ring Classics

BG Sportpromotion, Red Bull Ring

Colmore YTCC

9 - 11 June 2023

Laps and Sector Times - Race 3

Red Bull Ring - 4318 mtr.

6	29.789	172.2	50.388	35.695	<u>128.2</u>	<u>186.5</u>	1:55.872	14	29.078	186.5	49.547	35.041	125.1	<u>186.5</u>	1:53.666
7	29.609	179.7	49.908	34.663	127.3	184.3	1:54.180	15	29.869	183.1	49.756	35.937	124.3	185.2	1:55.562
8	29.179	179.7	49.474	34.749	126.3	181.5	1:53.402	16	29.860	180.9	49.871	38.011	118.7	183.4	1:57.742

161 Dimitri Galanidis									Porsche 964RS										
lap	Sect-1	Speed	Sect-2	Speed	Sect-3	Speed	TopSpeed	laptime	pit	lap	Sect-1	Speed	Sect-2	Speed	Sect-3	Speed	Topspeed	laptime	pit
1	29.970	180.6	49.460		35.924	125.3	197.4	1:55.354		10	27.532	195.7	48.439		<u>33.779</u>	128.6	196.7	1:49.750	
2	27.714	<u>202.2</u>	49.193		35.071	126.1	195.3	1:51.978		11	27.536	195.7	48.371		33.995	127.7	194.9	1:49.902	
3	27.794	200.7	48.098		35.056	127.7	199.3	1:50.948		12	27.549	196.7	48.605		34.967	124.7	196.0	1:51.121	
4	27.542	196.4	48.614		33.985	<u>129.4</u>	196.7	1:50.141		13	27.745	196.0	48.131		34.357	127.9	197.4	1:50.233	
5	<u>27.282</u>	194.6	48.851		34.750	127.7	197.1	1:50.883		14	27.624	194.6	47.904		34.473	129.0	197.1	1:50.001	
6	27.690	192.2	48.055		34.036	127.7	198.2	1:49.781		15	28.066	196.4	48.309		34.095	128.2	194.6	1:50.470	
7	27.500	193.9	<u>47.807</u>		34.292	127.9	198.9	<u>1:49.599</u>		16	27.538	199.3	48.468		34.954	127.1	<u>201.5</u>	1:50.960	
8	27.605	195.7	48.391		34.103	128.4	196.4	1:50.099		17	27.419	201.1	49.190		34.347	127.9	197.1	1:50.956	
9	27.353	197.1	48.045		34.235	126.9	197.4	1:49.633		18									

190 Peter Scheefhals									Mercedes Benz 190E Evo 1										
lap	Sect-1	Speed	Sect-2	Speed	Sect-3	Speed	TopSpeed	laptime	pit	lap	Sect-1	Speed	Sect-2	Speed	Sect-3	Speed	Topspeed	laptime	pit
1	32.224	153.6	54.387		36.962	117.5	169.0	2:03.573		9	29.840	<u>177.0</u>	50.843		35.240	119.5	178.8	1:55.923	
2	30.068	173.1	52.514		36.071	116.8	174.8	1:58.653		10	29.523	174.2	52.636		35.316	119.6	178.8	1:57.475	
3	29.669	175.0	52.846		35.995	118.7	173.6	1:58.510		11	29.489	174.8	52.652		35.589	119.1	178.5	1:57.730	
4	29.673	171.7	51.649		35.405	120.0	178.8	1:56.727		12	29.688	172.0	50.993		35.915	118.4	<u>179.7</u>	1:56.596	
5	30.102	162.4	51.892		35.859	117.7	179.1	1:57.853		13	29.462	176.8	<u>50.832</u>		35.477	118.7	179.4	1:55.771	
6	29.945	170.9	51.719		35.537	119.1	176.8	1:57.201		14	29.977	171.7	51.762		35.476	118.9	177.9	1:57.215	
7	29.504	174.8	51.523		35.576	119.8	179.1	1:56.603		15	29.487	172.8	51.390		35.403	119.5	179.1	1:56.280	
8	<u>29.153</u>	176.8	50.934		35.789	119.6	179.1	1:55.876		16	29.271	173.1	50.988		<u>35.135</u>	<u>120.2</u>	178.8	<u>1:55.394</u>	

222 Tommy Olsen									Porsche 911 Carrera RS										
lap	Sect-1	Speed	Sect-2	Speed	Sect-3	Speed	TopSpeed	laptime	pit	lap	Sect-1	Speed	Sect-2	Speed	Sect-3	Speed	Topspeed	laptime	pit
1	31.793	158.8	52.837		36.236	112.2	178.5	2:00.866		9	30.178	173.4	51.126		36.034	115.1	177.9	1:57.338	
2	30.251	175.0	51.480		36.078	115.8	179.1	1:57.809		10	30.072	176.8	50.662		<u>35.455</u>	116.3	<u>179.7</u>	1:56.189	
3	29.983	176.2	51.281		35.961	115.5	177.3	1:57.225		11	29.846	176.5	51.387		35.745	116.5	178.2	1:56.978	
4	30.096	175.9	51.245		35.827	115.8	177.3	1:57.168		12	29.839	<u>178.5</u>	50.913		35.915	115.5	178.5	1:56.667	
5	30.176	175.0	50.994		35.734	115.8	177.6	1:56.904		13	29.801	177.3	<u>50.564</u>		35.534	116.5	178.5	1:55.899	
6	30.076	174.2	51.437		35.702	115.6	177.3	1:57.215		14	29.709	177.3	50.601		35.479	116.1	178.2	<u>1:55.789</u>	
7	30.015	174.2	51.243		35.784	116.3	177.9	1:57.042		15	<u>29.706</u>	177.3	50.648		35.573	<u>116.6</u>	<u>179.7</u>	1:55.927	
8	29.937	175.6	50.867		36.035	115.6	179.1	1:56.839		16	29.746	177.3	51.735		38.304	112.3	177.3	1:59.785	

491 Poul Erik Dam Larsen									Ford Escort TC 1600										
lap	Sect-1	Speed	Sect-2	Speed	Sect-3	Speed	TopSpeed	laptime	pit	lap	Sect-1	Speed	Sect-2	Speed	Sect-3	Speed	Topspeed	laptime	pit
1	34.380	166.7	55.571		38.410	111.1	<u>172.0</u>	2:08.361		6	31.734	161.9	54.240		39.053	108.0	166.9	2:05.027	
2	32.878	165.9	54.894		38.647	109.1	164.9	2:06.419		7	<u>31.175</u>	166.7	<u>52.689</u>		<u>37.192</u>	<u>112.5</u>	170.6	<u>2:01.056</u>	
3	32.010	<u>167.7</u>	54.174		38.669	108.3	165.9	2:04.853		8	32.143	145.6	58.151		40.026	107.6	151.9	2:10.320	
4	32.269	158.4	55.759		39.139	106.5	159.3	2:07.167		9	33.024	147.1	57.942		Pit In		149.6	2:26.083	
5	33.278	155.6	55.458		38.356	110.9	161.9	2:07.092		10									