

## Red Bull Ring Classics

### BG Sportpromotion, Red Bull Ring

Colmore YTCC

9 - 11 June 2023

Laps and Sector Times - Race 1

Red Bull Ring - 4318 mtr.

1 Ulrich Klösser										Ford Escort RS 1600									
lap	Sect-1	Speed	Sect-2	Speed	Sect-3	Speed	TopSpeed	laptime	pit	lap	Sect-1	Speed	Sect-2	Speed	Sect-3	Speed	Topspeed	laptime	pit
1	32.366	159.3	52.196		35.706	122.6	187.8	2:00.268		10	28.212	176.8	49.256		34.744	125.7	189.8	1:52.212	
2	28.244	182.1	50.461		35.884	124.5	189.5	1:54.589		11	28.595	179.4	51.546		34.565	123.9	192.9	1:54.706	
3	28.048	190.5	49.547		35.410	125.1	196.4	1:53.005		12	28.047	189.8	49.184		34.900	124.7	192.5	1:52.131	
4	28.015	191.5	49.238		35.355	124.5	191.2	1:52.608		13	28.463	189.5	48.738		34.099	124.5	191.5	1:51.300	
5	28.081	181.8	49.203		34.805	124.1	192.9	1:52.089		14	28.250	187.5	49.262		35.719	125.3	183.1	1:53.231	
6	28.216	189.5	50.150		36.645	122.6	189.8	1:55.011		15	28.223	194.6	48.533		34.715	125.5	196.4	1:51.471	
7	28.824	179.1	49.247		35.748	121.3	191.5	1:53.819		16	28.000	195.7	48.596		34.466	123.6	195.3	1:51.062	
8	28.503	196.4	48.745		35.819	124.9	191.2	1:53.067		17	28.943	188.8	49.583		34.637	124.1	189.5	1:53.163	
9	29.571	189.5	49.231		35.052	124.3	193.9	1:53.854		18									

2 Bart Lemaire										Trabant 601 RS									
lap	Sect-1	Speed	Sect-2	Speed	Sect-3	Speed	TopSpeed	laptime	pit	lap	Sect-1	Speed	Sect-2	Speed	Sect-3	Speed	Topspeed	laptime	pit
1	Pit Out	98.4	1:16.100		56.085	82.8	121.8	2:54.279		7	40.251	118.3	1:15.776		55.591	85.8	120.1	2:51.618	
2	43.901	107.4	1:16.845		54.516	86.9	116.1	2:55.262		8	42.198	118.3	1:13.043		52.348	85.8	118.4	2:47.589	
3	40.662	114.6	1:14.507		52.167	88.3	122.7	2:47.336		9	41.162	121.9	1:12.515		52.329	90.0	123.0	2:46.006	
4	40.078	116.0	1:15.190		53.803	86.1	122.9	2:49.071		10	44.576	119.9	1:11.872		50.281	90.0	127.2	2:46.729	
5	41.200	112.6	1:13.096		50.659	88.6	121.2	2:44.955		11	42.954	116.5	1:10.406		54.837	85.4	126.3	2:48.197	
6	42.347	114.4	1:15.046		54.058	88.7	125.6	2:51.451		12									

5 Vienne Renes										Lotus Sunbeam									
lap	Sect-1	Speed	Sect-2	Speed	Sect-3	Speed	TopSpeed	laptime	pit	lap	Sect-1	Speed	Sect-2	Speed	Sect-3	Speed	Topspeed	laptime	pit
1	31.643	172.0	51.350		35.946	126.5	182.4	1:58.939		10	27.529	193.2	47.944		35.016	124.3	198.9	1:50.489	
2	28.424	182.4	50.175		35.440	126.7	187.8	1:54.039		11	27.974	193.5	47.849		34.745	126.3	196.4	1:50.568	
3	27.971	186.9	48.928		34.518	129.2	194.2	1:51.417		12	27.613	196.4	47.258		34.487	123.0	196.0	1:49.358	
4	27.763	197.4	48.705		35.067	129.0	197.1	1:51.535		13	27.830	201.1	47.491		33.619	128.6	196.0	1:48.940	
5	27.738	200.0	47.721		34.697	126.7	201.1	1:50.156		14	28.052	198.9	48.185		34.125	127.1	198.5	1:50.362	
6	27.730	198.5	47.312		34.648	127.5	196.4	1:49.690		15	27.836	196.4	49.097		34.152	124.7	197.1	1:51.085	
7	27.412	201.9	48.397		35.533	120.9	196.0	1:51.342		16	27.656	200.4	47.730		34.193	125.7	195.3	1:49.579	
8	27.711	200.0	53.098		34.627	121.8	195.3	1:55.436		17	27.544	196.0	47.852		33.501	128.4	193.2	1:48.897	
9	27.988	192.5	48.604		35.154	125.9	194.9	1:51.746		18									

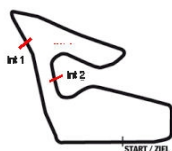
9 Björn Hees										BMW M3 E30									
lap	Sect-1	Speed	Sect-2	Speed	Sect-3	Speed	TopSpeed	laptime	pit	lap	Sect-1	Speed	Sect-2	Speed	Sect-3	Speed	Topspeed	laptime	pit
1	31.852	153.8	52.956		34.997	125.3	174.2	1:59.805		10	27.901	193.5	49.206		34.037	125.9	190.1	1:51.144	
2	28.230	186.9	50.043		34.414	126.3	185.9	1:52.687		11	27.881	194.6	49.651		33.930	126.3	192.2	1:51.462	
3	28.212	191.5	49.866		35.693	124.9	177.0	1:53.771		12	28.036	182.4	49.298		33.814	125.1	190.8	1:51.148	
4	28.786	190.1	49.794		34.350	126.1	188.8	1:52.930		13	28.005	191.8	50.212		33.956	125.5	190.8	1:52.173	
5	28.125	193.2	49.300		33.726	126.3	190.8	1:51.151		14	28.131	175.9	50.118		34.335	124.7	190.1	1:52.584	
6	28.094	194.2	49.129		34.046	126.3	192.9	1:51.269		15	28.184	185.9	49.922		34.938	124.5	189.5	1:53.044	
7	28.065	193.5	49.535		34.005	125.1	192.5	1:51.605		16	28.034	182.7	50.387		34.231	125.1	191.2	1:52.652	
8	29.262	193.2	49.425		34.025	124.7	192.9	1:52.712		17	27.980	192.2	51.576		34.576	123.8	189.1	1:54.132	
9	28.195	193.9	49.184		34.512	124.3	193.2	1:51.891		18									

11 Lars Feldskov										Datsun 240Z									
lap	Sect-1	Speed	Sect-2	Speed	Sect-3	Speed	TopSpeed	laptime	pit	lap	Sect-1	Speed	Sect-2	Speed	Sect-3	Speed	Topspeed	laptime	pit
1	32.984	179.4	50.940		36.652	120.9	183.1	2:00.576		6	28.776	187.2	50.254		36.236	116.8	184.6	1:55.266	
2	28.716	185.6	49.832		35.073	122.2	187.2	1:53.621		7	29.258	184.0	49.531		36.959	118.2	186.5	1:55.748	
3	28.755	187.5	49.387		34.969	122.0	188.5	1:53.111		8	29.178	186.9	49.412		34.949	122.4	186.2	1:53.539	
4	28.456	186.5	49.444		34.977	121.5	189.8	1:52.877		9	30.083	185.9	49.343		Pit In		186.9	2:06.488	
5	28.808	187.5	49.544		34.923	122.4	188.2	1:53.275		10	Pit Out	140.4	1:03.659		Pit In		125.0	3:00.912	

12 Kenneth Gregers										Datsun 240Z									
lap	Sect-1	Speed	Sect-2	Speed	Sect-3	Speed	TopSpeed	laptime	pit	lap	Sect-1	Speed	Sect-2	Speed	Sect-3	Speed	Topspeed	laptime	pit
1	32.562	162.2	52.770		36.463	121.7	169.0	2:01.795		6	28.260	182.4	49.541		35.227	123.8	189.1	1:53.028	
2	28.213	179.4	49.908		35.137	123.0	185.2	1:53.258		7	28.107	186.5	49.829		34.859	124.1	191.2	1:52.795	
3	28.305	178.8	50.102		34.616	124.9	182.4	1:53.023		8	27.841	182.7	51.704		35.397	118.4	189.1	1:54.942	
4	27.803	185.6	49.422		34.666	123.6	185.9	1:51.891		9	28.091	180.3	49.369		35.075	123.4	186.2	1:52.535	
5	28.026	181.8	51.144		35.380	123.0	189.5	1:54.550		10	33.468	149.8	51.730		Pit In		160.0	2:17.335	

15 Markus Key										Oldsmobile									
lap	Sect-1	Speed	Sect-2	Speed	Sect-3	Speed	TopSpeed	laptime	pit	lap	Sect-1	Speed	Sect-2	Speed	Sect-3	Speed	Topspeed	laptime	pit
1	26.848	217.3	45.435		31.028	154.7	208.9	1:43.311		8	24.098	193.2	44.973		31.561	154.4	188.5	1:40.632	
2	23.392	227.8	43.536		31.041	153.5	229.3	1:37.969		9	24.627	188.5	45.013		31.179	153.2	198.2	1:40.819	
3	23.175	229.3	44.156		30.840	153.8	230.3	1:38.171		10	23.873	194.2	46.058		31.402	150.3	194.2	1:41.333	





## Red Bull Ring Classics

### BG Sportpromotion, Red Bull Ring

Colmore YTCC

9 - 11 June 2023

Laps and Sector Times - Race 1

Red Bull Ring - 4318 mtr.

4	23.255	214.3	<u>43.441</u>	31.040	152.9	213.9	<u>1:37.736</u>	11	23.753	221.3	44.460	31.739	141.4	190.1	1:39.952
5	23.811	226.4	44.498	31.138	154.1	217.7	1:39.447	12	24.608	192.2	46.543	31.627	144.5	192.9	1:42.778
6	24.213	201.5	45.210	31.056	153.8	215.6	1:40.479	13	24.971	190.5	47.872	Pit In		194.2	2:09.671
7	23.910	208.5	55.013	33.597	149.2	205.3	1:52.520	14							

17 Tjarco Jilesen									Porsche 964 RS											
lap	Sect-1	Speed	Sect-2	Speed	Sect-3	Speed	TopSpeed	laptime	pit	lap	Sect-1	Speed	Sect-2	Speed	Sect-3	Speed	Topspeed	laptime	pit	
1	Pit Out	<u>137.6</u>	<u>58.771</u>		Pit In		<u>130.8</u>	2:19.116		2										

18 Tijn Jilesen									Porsche 964 RS											
lap	Sect-1	Speed	Sect-2	Speed	Sect-3	Speed	TopSpeed	laptime	pit	lap	Sect-1	Speed	Sect-2	Speed	Sect-3	Speed	Topspeed	laptime	pit	
1	31.495	182.7	49.867		33.773	<u>124.1</u>	<u>190.8</u>	1:55.135		3	27.821	<u>191.8</u>	<u>47.302</u>		Pit In		<u>190.8</u>	2:07.701		
2	<u>27.773</u>	189.5	47.903		<u>33.047</u>	122.4	189.5	<u>1:48.723</u>		4										

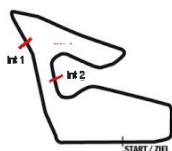
19 Leo van der Beek									Porsche 911 Carrera										
lap	Sect-1	Speed	Sect-2	Speed	Sect-3	Speed	TopSpeed	laptime	pit	lap	Sect-1	Speed	Sect-2	Speed	Sect-3	Speed	Topspeed	laptime	pit
1	33.413	142.5	55.887		39.163	111.4	170.9	2:08.463		9	<u>30.985</u>	165.9	53.834		38.160	112.0	<u>180.9</u>	2:02.979	
2	31.374	170.9	55.191		38.720	111.7	175.3	2:05.285		10	31.657	145.9	55.294		37.951	111.2	178.5	2:04.902	
3	31.618	161.0	55.104		39.046	111.1	171.4	2:05.768		11	31.472	162.9	53.988		38.134	110.0	175.9	2:03.594	
4	32.123	158.1	55.775		38.602	111.7	175.6	2:06.500		12	31.056	169.3	<u>53.535</u>		37.949	112.7	177.9	<u>2:02.540</u>	
5	31.463	163.1	55.029		40.476	109.1	168.2	2:06.968		13	31.993	158.4	53.692		<u>37.863</u>	112.5	177.9	2:03.548	
6	31.338	<u>174.8</u>	54.150		38.588	<u>113.1</u>	166.7	2:04.076		14	31.330	167.4	53.841		38.432	112.2	180.0	2:03.603	
7	31.538	150.2	55.042		38.553	112.3	174.2	2:05.133		15	31.555	160.5	54.802		38.453	<u>113.1</u>	169.8	2:04.810	
8	31.849	157.4	54.236		38.903	110.5	173.4	2:04.988		16	40.227	103.2	1:07.752		Pit In		119.3	2:55.266	

21 Kim Olesen									BMW M3											
lap	Sect-1	Speed	Sect-2	Speed	Sect-3	Speed	TopSpeed	laptime	pit	lap	Sect-1	Speed	Sect-2	Speed	Sect-3	Speed	Topspeed	laptime	pit	
1	32.007	162.7	54.107		37.873	114.5	172.2	2:03.987		8	<u>29.774</u>	177.9	<u>50.638</u>		36.470	115.3	179.7	<u>1:56.882</u>		
2	30.135	177.0	52.710		36.809	<u>116.3</u>	159.5	1:59.654		9	29.927	178.5	51.671		36.767	113.8	179.7	1:58.365		
3	29.862	<u>179.4</u>	52.843		37.974	113.8	175.3	2:00.679		10	31.719	175.6	52.358		37.401	113.1	175.3	2:01.478		
4	30.230	175.9	52.107		37.668	114.0	168.8	2:00.005		11	30.014	178.2	52.807		38.237	112.8	171.4	2:01.058		
5	31.057	176.2	51.355		36.710	112.7	175.6	1:59.122		12	30.186	178.8	50.802		36.131	114.6	<u>181.2</u>	1:57.119		
6	31.287	175.6	52.482		38.025	113.1	178.8	2:01.794		13	29.805	179.1	52.521		Pit In		179.1	2:20.789		
7	30.907	176.5	51.470		<u>36.131</u>	115.3	179.1	1:58.508		14										

25 Walter Schropper									Jaguar E type lightweig											
lap	Sect-1	Speed	Sect-2	Speed	Sect-3	Speed	TopSpeed	laptime	pit	lap	Sect-1	Speed	Sect-2	Speed	Sect-3	Speed	Topspeed	laptime	pit	
1	31.346	162.9	52.358		36.343	130.3	162.4	2:00.047		10	<u>26.767</u>	201.9	48.536		34.280	131.3	197.4	1:49.583		
2	27.551	177.6	50.094		35.207	124.7	194.2	1:52.852		11	27.049	198.9	48.603		34.294	130.7	200.0	1:49.946		
3	27.760	169.3	50.260		35.278	124.1	183.4	1:53.298		12	27.162	201.9	48.328		34.819	129.2	<u>203.4</u>	1:50.309		
4	27.347	176.2	49.263		34.367	127.1	187.2	1:50.977		13	27.098	<u>204.5</u>	<u>48.123</u>		33.823	129.8	200.7	<u>1:49.044</u>		
5	27.573	185.2	48.930		34.579	126.3	193.5	1:51.082		14	26.800	195.3	49.005		35.073	129.0	197.1	1:50.878		
6	27.176	198.9	48.311		34.253	125.5	201.1	1:49.740		15	26.827	184.3	48.965		34.524	128.2	199.6	1:50.316		
7	27.031	190.1	48.876		34.795	127.9	186.5	1:50.702		16	27.035	203.0	49.518		44.353	127.7	196.4	2:00.906		
8	27.522	196.7	48.952		<u>33.749</u>	130.7	201.9	1:50.223		17	27.453	193.2	50.371		35.262	114.1	182.7	1:53.086		
9	26.975	176.2	49.093		35.013	<u>131.6</u>	198.5	1:51.081		18										

26 Frank Klaassen									BMW 325i											
lap	Sect-1	Speed	Sect-2	Speed	Sect-3	Speed	TopSpeed	laptime	pit	lap	Sect-1	Speed	Sect-2	Speed	Sect-3	Speed	Topspeed	laptime	pit	
1	33.088	148.6	55.471		39.146	108.8	170.3	2:07.705		9	31.615	160.7	53.815		37.817	105.3	166.4	2:03.247		
2	31.941	159.3	54.761		38.391	108.9	169.8	2:05.093		10	32.437	<u>163.6</u>	54.422		37.276	110.0	170.3	2:04.135		
3	32.178	156.7	54.853		38.699	110.0	169.0	2:05.730		11	31.469	159.5	53.873		38.652	106.0	<u>170.6</u>	2:03.994		
4	33.121	150.6	55.628		38.153	110.0	167.4	2:06.902		12	31.395	163.1	54.270		37.642	109.1	169.8	2:03.307		
5	32.006	159.5	55.910		38.739	106.7	166.4	2:06.655		13	<u>31.365</u>	161.7	<u>53.448</u>		38.603	105.2	<u>170.6</u>	2:03.416		
6	32.095	158.6	54.176		37.845	110.5	166.7	2:04.116		14	31.700	161.4	53.768		<u>37.185</u>	<u>111.2</u>	167.7	<u>2:02.653</u>		
7	32.329	156.1	55.011		38.572	109.5	164.6	2:05.912		15	32.438	160.2	54.972		37.822	110.5	166.4	2:05.232		
8	31.886	158.8	54.987		38.241	109.8	168.8	2:05.114		16										

27 Martin Reynolds									Ford Anglia										
lap	Sect-1	Speed	Sect-2	Speed	Sect-3	Speed	TopSpeed	laptime	pit	lap	Sect-1	Speed	Sect-2	Speed	Sect-3	Speed	Topspeed	laptime	pit
1	30.785	175.9	50.141		35.069	132.2	180.6	1:55.995		9	26.874	180.0	47.885		34.443	<u>133.6</u>	195.7	1:49.202	
2	27.967	178.8	49.254		34.694	132.9	190.5	1:51.915		10	26.767	181.8	47.474		34.634	130.5	194.6	1:48.875	
3	27.719	189.8	47.951		35.446	131.3	179.7	1:51.116		11	26.750	183.7	48.162		34.577	131.3	184.6	1:49.489	
4	27.560	173.4	48.294		34.849	132.9	190.1	1:50.703		12	26.857	185.9	48.719		34.796	133.1	180.9	1:50.372	
5	27.245	180.6	48.709		34.775	132.0	180.9	1:50.729		13	27.011	176.8	48.221		<u>34.397</u>	133.1	184.0	1:49.629	
6	27.083	184.6	48.193		34.417	132.0	187.8	1:49.693		14	26.695	188.5	47.628		34.759	132.2	191.2	1:49.082	



## Red Bull Ring Classics

### BG Sportpromotion, Red Bull Ring

Colmore YTCC

9 - 11 June 2023

Laps and Sector Times - Race 1

Red Bull Ring - 4318 mtr.

7	27.145	187.2	48.343	35.016	131.3	181.8	1:50.504	15	26.743	<u>193.5</u>	<u>46.796</u>	34.515	131.8	190.8	<u>1:48.054</u>
8	28.080	181.8	47.557	34.801	130.3	<u>200.0</u>	1:50.438	16	<u>26.661</u>	191.8	47.439	34.671	122.4	186.2	1:48.771

40 Nick Stox									BMW M3 E30									
lap	Sect-1	Speed	Sect-2	Speed	Sect-3	Speed	TopSpeed	laptime pit	lap	Sect-1	Speed	Sect-2	Speed	Sect-3	Speed	Topspeed	laptime	pit
1	30.440	176.8	50.226		35.924	123.2	189.1	1:56.590	10	27.936	194.2	48.441		33.936	126.9	<u>194.6</u>	1:50.313	
2	30.360	175.9	51.287		33.818	126.5	190.5	1:55.465	11	28.026	194.9	48.783		33.249	127.1	188.8	1:50.058	
3	27.980	192.2	48.562		36.071	124.7	192.5	1:52.613	12	27.999	194.9	48.010		<u>33.202</u>	127.1	193.5	<u>1:49.211</u>	
4	28.163	193.5	48.744		34.945	124.5	191.8	1:51.852	13	28.072	194.6	1:09.583		33.814	125.9	193.2	2:11.469	
5	27.789	195.7	<u>47.992</u>		33.676	126.1	194.2	1:49.457	14	28.255	193.2	48.493		33.467	126.3	190.8	1:50.215	
6	27.830	<u>196.7</u>	48.934		33.992	127.3	188.5	1:50.756	15	28.042	193.5	48.157		33.295	126.3	192.9	1:49.494	
7	28.049	196.0	51.374		34.287	125.7	171.4	1:53.710	16	27.889	194.9	49.101		33.839	<u>127.7</u>	187.5	1:50.829	
8	28.211	194.9	49.033		33.627	127.1	193.2	1:50.871	17	28.178	189.5	48.867		33.644	126.7	193.2	1:50.689	
9	<u>27.760</u>	187.8	51.300		33.782	126.1	176.2	1:52.842	18									

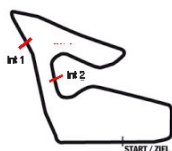
41 Jens Juel Jeppesen									Ford Escort RS1600									
lap	Sect-1	Speed	Sect-2	Speed	Sect-3	Speed	TopSpeed	laptime pit	lap	Sect-1	Speed	Sect-2	Speed	Sect-3	Speed	Topspeed	laptime	pit
1	31.916	165.1	53.420		36.536	120.5	156.1	2:01.872	10	28.840	178.5	51.640		36.615	<u>121.8</u>	180.9	1:57.095	
2	29.599	181.8	52.648		35.913	120.9	172.5	1:58.160	11	29.636	170.6	52.942		35.573	<u>121.8</u>	176.2	1:58.151	
3	29.239	189.1	50.898		36.355	119.1	184.0	1:56.492	12	29.459	188.2	49.648		35.700	121.5	<u>191.5</u>	1:54.807	
4	28.796	186.5	52.504		36.305	120.5	181.8	1:57.605	13	28.373	187.5	52.134		<u>35.085</u>	120.7	184.6	1:55.592	
5	29.039	187.5	51.005		36.516	120.4	185.6	1:56.560	14	28.670	189.8	50.179		35.606	119.8	189.1	1:54.455	
6	28.737	190.1	50.603		37.685	119.8	185.2	1:57.025	15	28.566	189.1	<u>49.217</u>		35.487	121.1	189.5	<u>1:53.270</u>	
7	29.145	183.1	51.528		37.185	120.5	179.7	1:57.858	16	29.539	183.4	51.166		36.039	121.5	175.9	1:56.744	
8	28.683	186.5	52.140		37.604	120.5	181.8	1:58.427	17	<u>28.274</u>	<u>190.8</u>	52.160		43.335	93.1	185.9	2:03.769	
9	28.792	184.6	51.696		37.265	120.9	183.4	1:57.753	18									

44 Charlotte Engel - Jeppesen									Ford Escort MK1 twincam									
lap	Sect-1	Speed	Sect-2	Speed	Sect-3	Speed	TopSpeed	laptime pit	lap	Sect-1	Speed	Sect-2	Speed	Sect-3	Speed	Topspeed	laptime	pit
1	34.302	150.6	57.792		40.958	110.0	157.4	2:13.052	9	32.054	158.8	55.240		40.676	112.0	171.2	2:07.970	
2	32.697	163.4	56.489		40.276	110.8	160.7	2:09.462	10	<u>31.792</u>	163.6	<u>54.516</u>		39.768	112.3	170.1	<u>2:06.076</u>	
3	32.203	163.1	55.760		40.672	111.1	162.2	2:08.635	11	32.773	166.7	54.794		<u>39.480</u>	111.2	172.5	2:07.047	
4	32.147	162.2	56.941		40.707	108.5	161.4	2:09.795	12	32.035	162.2	54.724		39.969	112.2	166.2	2:06.728	
5	32.367	161.7	55.697		39.805	111.4	161.0	2:07.869	13	31.956	162.4	56.669		40.168	<u>113.0</u>	162.7	2:08.793	
6	31.819	162.7	55.886		41.553	109.1	<u>174.5</u>	2:09.258	14	32.135	165.1	55.322		41.679	110.8	161.7	2:09.136	
7	32.884	159.5	55.671		39.952	111.4	171.4	2:08.507	15	31.824	155.6	57.163		40.247	111.9	160.5	2:09.234	
8	32.826	<u>167.4</u>	54.806		40.248	111.7	166.9	2:07.880	16									

54 Leonard Batenburg									BMW M3 E30									
lap	Sect-1	Speed	Sect-2	Speed	Sect-3	Speed	TopSpeed	laptime pit	lap	Sect-1	Speed	Sect-2	Speed	Sect-3	Speed	Topspeed	laptime	pit
1	29.835	175.0	50.347		33.583	129.2	190.5	1:53.765	10	26.538	200.4	<u>45.983</u>		<u>32.104</u>	131.3	200.7	<u>1:44.625</u>	
2	27.599	187.2	48.877		33.403	128.2	196.0	1:49.879	11	26.632	201.1	46.818		32.279	131.1	201.5	1:45.729	
3	27.345	188.5	48.135		33.882	128.6	198.2	1:49.362	12	<u>26.368</u>	<u>203.8</u>	46.531		32.280	130.5	<u>203.0</u>	1:45.179	
4	27.476	198.5	47.342		33.345	130.7	201.5	1:48.163	13	26.468	201.1	46.527		32.448	131.1	201.1	1:45.443	
5	26.957	200.4	47.806		32.554	<u>131.6</u>	200.0	1:47.317	14	26.512	202.6	1:06.452		32.597	129.8	201.9	2:05.561	
6	26.609	199.6	46.667		32.740	<u>130.3</u>	200.7	1:46.016	15	26.853	201.5	48.593		32.419	130.5	162.9	1:47.865	
7	26.577	200.7	46.469		32.331	129.8	201.5	1:45.377	16	27.233	202.2	46.809		32.708	131.3	202.2	1:46.750	
8	26.426	202.6	46.679		32.555	130.3	201.1	1:45.660	17	27.026	197.1	48.125		32.624	129.6	200.0	1:47.775	
9	26.382	202.6	46.405		32.287	130.7	200.7	1:45.074	18	26.588	203.0	47.002		32.588	130.0	202.6	1:46.178	

55 Armand Adriaans									Porsche 964RSR									
lap	Sect-1	Speed	Sect-2	Speed	Sect-3	Speed	TopSpeed	laptime pit	lap	Sect-1	Speed	Sect-2	Speed	Sect-3	Speed	Topspeed	laptime	pit
1	32.040	165.4	52.677		36.191	124.3	166.7	2:00.908	10	29.856	184.6	49.166		<u>34.493</u>	126.7	186.2	1:53.515	
2	29.183	174.5	50.376		35.057	125.7	178.2	1:54.616	11	28.370	190.1	49.105		35.297	124.9	188.8	1:52.772	
3	28.525	178.8	49.747		34.970	125.3	177.6	1:53.242	12	28.127	187.8	50.007		35.285	125.5	184.0	1:53.419	
4	28.323	180.9	49.615		34.963	123.6	190.1	1:52.901	13	28.202	193.2	<u>48.585</u>		34.701	123.9	<u>193.5</u>	<u>1:51.488</u>	
5	28.273	179.7	49.051		34.701	<u>127.1</u>	192.9	1:52.025	14	27.980	<u>194.6</u>	48.833		34.730	<u>127.1</u>	191.5	1:51.543	
6	28.140	180.9	49.777		35.501	125.5	187.2	1:53.418	15	<u>27.934</u>	191.5	50.008		35.418	126.3	189.8	1:53.360	
7	28.712	182.7	49.336		35.237	123.4	187.2	1:53.285	16	28.028	190.8	48.860		34.992	126.9	185.6	1:51.880	
8	28.505	181.8	49.628		35.321	123.2	183.1	1:53.454	17	28.066	184.9	50.116		34.825	125.3	189.1	1:53.007	
9	28.427	186.9	49.442		35.056	126.9	190.8	1:52.925	18									

56 Ruben Bruin									Vauxhall Astra GTE MK2									
lap	Sect-1	Speed	Sect-2	Speed	Sect-3	Speed	TopSpeed	laptime pit	lap	Sect-1	Speed	Sect-2	Speed	Sect-3	Speed	Topspeed	laptime	pit
1	32.431	158.6	54.381		37.478	118.0	172.8	2:04.290	9	29.619	175.9	52.040		36.155	117.2	177.9	1:57.814	
2	30.293	168.8	52.210		36.684	<u>118.7</u>	178.8	1:59.187	10	29.618	172.2	53.471		36.098	117.2	173.9	1:59.187	
3	30.127	175.6	52.080		36.496	117.0	177.6	1:58.703	11	29.665	175.9	52.980		36.025	117.0	179.1	1:58.670	



## Red Bull Ring Classics

### BG Sportpromotion, Red Bull Ring

Colmore YTCC

9 - 11 June 2023

Laps and Sector Times - Race 1

Red Bull Ring - 4318 mtr.

4	29.741	175.0	52.461	36.917	118.2	178.8	1:59.119	12	29.666	172.5	52.127	36.298	117.2	<u>179.7</u>	1:58.091
5	30.824	168.8	53.164	36.452	117.0	176.5	2:00.440	13	29.580	169.3	52.342	38.719	112.5	179.4	2:00.641
6	29.703	172.5	52.133	36.100	116.8	179.4	1:57.936	14	31.412	<u>177.6</u>	52.528	36.145	117.9	<u>179.7</u>	2:00.085
7	29.490	173.6	52.314	36.261	117.3	<u>179.7</u>	1:58.065	15	<u>29.481</u>	174.2	<u>51.770</u>	36.369	118.2	<u>178.8</u>	<u>1:57.620</u>
8	29.687	176.5	52.258	36.435	117.5	172.5	1:58.380	16	30.061	173.6	51.856	<u>35.899</u>	117.3	<u>179.7</u>	1:57.816

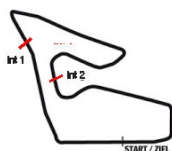
58 Michel Braxhoofden									Renault 5 Alpine Groupe 2								
lap	Sect-1	Speed	Sect-2	Speed	Sect-3	Speed	TopSpeed	laptime pit	lap	Sect-1	Speed	Sect-2	Speed	Sect-3	Speed	Topspeed	laptime pit
1	35.137	142.9	58.591		41.259	103.4	157.2	2:14.987	9	33.348	147.5	57.644		41.859	102.5	143.6	2:12.851
2	33.544	152.5	57.110		39.829	104.9	159.1	2:10.483	10	33.971	153.2	57.445		41.259	104.8	157.9	2:12.675
3	33.352	154.3	58.316		39.332	105.0	157.4	2:11.000	11	36.194	151.0	58.357		39.681	104.9	158.6	2:14.232
4	33.097	153.6	58.075		39.634	103.8	<u>161.2</u>	2:10.806	12	32.841	154.9	<u>56.806</u>		<u>38.761</u>	106.0	138.1	<u>2:08.408</u>
5	<u>32.796</u>	151.9	57.639		40.481	103.9	157.2	2:10.916	13	32.899	<u>155.4</u>	58.642		40.766	106.0	156.1	2:12.307
6	33.295	148.1	56.952		45.724	98.3	160.7	2:15.971	14	38.267	150.2	57.173		38.801	<u>107.5</u>	158.1	2:14.241
7	33.912	147.1	1:01.013		39.614	104.2	152.1	2:14.539	15	33.050	153.0	56.927		41.175	94.9	160.2	2:11.152
8	33.282	154.3	57.946		41.025	104.8	156.5	2:12.253	16								

59 Jack Gadd									Ford Escort MK1 RSR								
lap	Sect-1	Speed	Sect-2	Speed	Sect-3	Speed	TopSpeed	laptime pit	lap	Sect-1	Speed	Sect-2	Speed	Sect-3	Speed	Topspeed	laptime pit
1	29.074	193.5	45.939		32.260	137.3	191.2	1:47.273	11	25.936	205.7	45.605		32.904	137.7	206.1	1:44.445
2	26.237	196.0	45.973		32.646	136.3	196.7	1:44.856	12	25.892	204.9	46.307		32.545	137.7	196.0	1:44.744
3	26.871	198.5	46.249		32.941	138.0	181.5	1:46.061	13	25.865	205.7	46.301		32.538	136.8	200.4	1:44.704
4	25.582	196.7	<u>45.004</u>		32.760	137.0	205.3	1:43.346	14	25.937	204.9	46.228		32.361	138.0	200.0	1:44.526
5	26.385	196.0	46.742		32.151	136.8	<u>206.5</u>	1:45.278	15	<u>25.483</u>	<u>208.9</u>	45.573		32.052	138.0	<u>206.5</u>	<u>1:43.108</u>
6	26.117	199.3	45.369		32.143	137.7	206.1	1:43.629	16	25.775	199.3	46.445		<u>31.789</u>	137.7	202.2	1:44.009
7	26.845	195.3	45.639		32.450	<u>138.7</u>	204.2	1:44.934	17	25.664	208.1	46.465		32.403	135.8	194.9	1:44.532
8	27.119	183.1	46.102		33.142	138.0	204.9	1:46.363	18	26.315	203.4	45.782		33.191	136.6	204.9	1:45.288
9	25.803	205.7	45.426		32.127	137.5	205.3	1:43.356	19	36.138	101.4	1:08.647		Pit In		119.1	2:50.080
10	25.919	205.3	45.406		33.605	137.7	204.5	1:44.930	20								

73 Kim Christensen									Jensen Healey								
lap	Sect-1	Speed	Sect-2	Speed	Sect-3	Speed	TopSpeed	laptime pit	lap	Sect-1	Speed	Sect-2	Speed	Sect-3	Speed	Topspeed	laptime pit
1	31.262	158.6	54.594		37.148	119.8	152.3	2:03.004	9	29.268	185.6	53.298		36.787	123.9	170.9	1:59.353
2	30.237	168.8	52.633		37.005	122.8	156.5	1:59.875	10	29.810	176.2	52.447		37.549	122.8	154.9	1:59.806
3	29.757	173.6	53.845		38.608	120.2	153.0	2:02.210	11	29.036	185.9	51.533		39.152	118.7	173.9	1:59.721
4	29.792	173.1	51.837		38.274	118.6	164.9	1:59.903	12	29.503	180.9	51.813		36.570	<u>125.1</u>	175.6	1:57.886
5	29.798	179.4	51.511		36.804	123.0	165.1	1:58.113	13	<u>28.983</u>	<u>190.8</u>	51.765		37.503	123.0	177.6	1:58.251
6	30.223	178.5	51.962		37.236	119.5	179.7	1:59.421	14	30.566	178.8	51.672		37.015	123.2	169.0	1:59.253
7	29.904	181.5	51.519		36.890	122.8	<u>182.1</u>	1:58.313	15	29.813	184.0	<u>50.909</u>		37.333	122.4	179.7	1:58.055
8	29.789	176.8	51.401		<u>36.417</u>	122.4	179.4	<u>1:57.607</u>	16	30.006	168.2	53.128		37.530	119.6	163.6	2:00.664

81 Udo Rienhoff									Shelby Cobra 427								
lap	Sect-1	Speed	Sect-2	Speed	Sect-3	Speed	TopSpeed	laptime pit	lap	Sect-1	Speed	Sect-2	Speed	Sect-3	Speed	Topspeed	laptime pit
1	27.056	188.8	45.249		31.198	157.5	189.5	1:43.503	11	24.656	210.9	45.076		32.557	137.0	220.0	1:42.289
2	23.694	206.5	44.338		31.428	156.2	221.3	1:39.460	12	24.739	198.5	46.527		32.567	151.1	205.7	1:43.833
3	23.468	<u>221.8</u>	<u>43.667</u>		<u>30.827</u>	157.8	<u>226.9</u>	<u>1:37.962</u>	13	24.626	208.1	46.113		31.629	153.8	215.6	1:42.368
4	<u>23.257</u>	216.9	44.425		30.958	155.9	207.3	1:38.640	14	26.502	210.9	46.222		32.308	151.7	216.0	1:45.032
5	23.454	215.1	44.499		31.500	153.5	214.3	1:39.453	15	24.619	200.7	45.972		31.679	156.2	220.0	1:42.270
6	24.035	208.1	45.621		31.187	155.9	184.6	1:40.843	16	24.273	198.5	45.138		31.634	154.4	215.6	1:41.045
7	23.557	216.0	43.836		31.502	155.6	218.6	1:38.895	17	24.399	209.7	45.404		32.158	152.3	207.3	1:41.961
8	23.523	206.1	44.408		31.527	156.8	216.4	1:39.458	18	24.361	201.1	46.049		32.221	155.3	213.9	1:42.631
9	24.342	186.2	45.135		31.003	155.9	216.4	1:40.480	19	24.638	197.8	47.883		33.134	154.1	198.9	1:45.655
10	25.199	204.2	44.970		31.371	<u>158.1</u>	223.1	1:41.540	20								

88 Rene Wagner									MGB V8 GT								
lap	Sect-1	Speed	Sect-2	Speed	Sect-3	Speed	TopSpeed	laptime pit	lap	Sect-1	Speed	Sect-2	Speed	Sect-3	Speed	Topspeed	laptime pit
1	29.228	167.2	49.094		35.975	144.3	187.8	1:54.297	10	26.866	208.5	47.945		34.719	141.4	186.2	1:49.530
2	26.859	189.1	49.222		35.265	151.1	168.0	1:51.346	11	26.431	185.9	47.907		<u>34.413</u>	146.1	185.6	1:48.751
3	25.621	197.1	49.395		36.835	150.3	198.5	1:51.851	12	<u>24.863</u>	<u>218.2</u>	48.868		35.459	146.1	184.6	1:49.190
4	26.468	199.3	49.152		35.145	145.6	194.2	1:50.765	13	26.423	200.0	48.559		35.522	150.0	175.3	1:50.504
5	26.141	202.6	48.697		35.426	150.6	194.6	1:50.264	14	25.817	184.0	49.385		36.110	140.7	180.6	1:51.312
6	26.081	191.5	48.266		35.113	140.2	190.5	1:49.460	15	26.813	187.8	49.217		36.436	146.9	192.5	1:52.466
7	25.808	200.7	47.776		35.420	141.9	186.9	1:49.004	16	26.146	186.2	48.274		34.690	148.6	<u>205.3</u>	1:49.110
8	25.476	211.8	49.514		35.497	<u>151.4</u>	173.6	1:50.487	17	25.082	191.2	47.812		34.955	151.1	190.8	1:47.849
9	26.151	198.9	47.999		34.576	146.4	196.7	1:48.726	18	25.654	196.7	<u>47.000</u>		34.703	147.5	193.2	<u>1:47.357</u>



## Red Bull Ring Classics

### BG Sportpromotion, Red Bull Ring

Colmore YTCC

Laps and Sector Times - Race 1

9 - 11 June 2023

Red Bull Ring - 4318 mtr.

92 Manfred Irgler										Ford GT 40									
lap	Sect-1	Speed	Sect-2	Speed	Sect-3	Speed	TopSpeed	laptime	pit	lap	Sect-1	Speed	Sect-2	Speed	Sect-3	Speed	Topspeed	laptime	pit
1	30.655	168.8	51.057		<u>34.941</u>	<u>138.2</u>	159.8	1:56.653		3	29.035	<u>187.8</u>	<u>48.039</u>		36.906	128.6	190.5	1:53.980	
2	<u>27.123</u>	173.6	48.409		35.268	136.8	193.2	<u>1:50.800</u>		4	28.486	179.7	48.754		37.105	132.2	<u>199.3</u>	1:54.345	

99 Roel Schmitz										Porsche 964 RS									
lap	Sect-1	Speed	Sect-2	Speed	Sect-3	Speed	TopSpeed	laptime	pit	lap	Sect-1	Speed	Sect-2	Speed	Sect-3	Speed	Topspeed	laptime	pit
1	32.854	165.4	52.382		36.024	123.4	188.2	2:01.260		10	28.766	192.5	49.814		35.280	122.6	193.2	1:53.860	
2	29.999	188.5	50.872		35.830	122.8	193.2	1:56.701		11	28.925	192.2	49.751		35.063	123.8	193.2	1:53.739	
3	28.853	192.2	50.299		35.666	123.2	192.2	1:54.818		12	28.849	192.2	50.031		35.310	122.0	191.8	1:54.190	
4	28.989	190.8	51.048		36.095	122.8	191.2	1:56.132		13	<u>28.406</u>	<u>208.1</u>	<u>49.382</u>		<u>34.938</u>	123.4	191.2	<u>1:52.726</u>	
5	29.155	191.5	51.125		36.076	123.0	190.8	1:56.356		14	28.590	191.5	49.605		35.485	122.6	190.8	1:53.680	
6	29.039	191.2	50.439		35.833	123.0	<u>193.5</u>	1:55.311		15	29.097	192.5	50.191		35.153	124.7	192.2	1:54.441	
7	28.906	192.2	50.890		35.758	122.0	192.5	1:55.554		16	29.465	192.2	49.557		35.048	123.2	191.5	1:54.070	
8	28.940	185.6	50.168		35.481	122.4	192.5	1:54.589		17	28.439	193.2	49.528		34.968	<u>124.9</u>	191.8	1:52.935	
9	28.803	204.5	49.716		36.180	122.2	192.5	1:54.699		18									

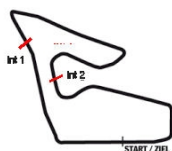
106 Frank Vessella										Chevrolet Corvette									
lap	Sect-1	Speed	Sect-2	Speed	Sect-3	Speed	TopSpeed	laptime	pit	lap	Sect-1	Speed	Sect-2	Speed	Sect-3	Speed	Topspeed	laptime	pit
1	29.014	195.7	45.927		32.899	146.1	192.9	1:47.840		8	Pit Out	141.9	53.392		36.952	137.7	164.4	2:45.224	
2	25.798	<u>203.8</u>	45.882		33.007	147.2	198.5	1:44.687		9	27.009	190.8	49.964		37.815	135.8	185.2	1:54.788	
3	26.278	194.9	45.602		32.875	147.2	200.4	1:44.755		10	27.690	184.6	50.111		37.158	132.7	198.9	1:54.959	
4	<u>25.199</u>	193.5	<u>45.334</u>		33.742	147.5	210.9	1:44.275		11	27.810	190.1	49.369		36.603	145.6	191.8	1:53.782	
5	26.294	190.8	46.698		32.539	146.9	202.6	1:45.531		12	26.141	187.8	47.317		36.469	128.6	206.1	1:49.927	
6	25.604	190.8	45.688		<u>32.196</u>	<u>148.0</u>	204.2	<u>1:43.488</u>		13	27.508	170.6	54.864		41.548	107.8	154.5	2:03.920	
7	25.807	202.2	49.339		Pit In		<u>222.7</u>	2:17.768		14	29.751	175.6	58.343		Pit In		137.8	2:27.852	

122 Ed van Heusden										Porsche 944									
lap	Sect-1	Speed	Sect-2	Speed	Sect-3	Speed	TopSpeed	laptime	pit	lap	Sect-1	Speed	Sect-2	Speed	Sect-3	Speed	Topspeed	laptime	pit
1	29.178	174.5	47.835		34.716	134.5	186.2	1:51.729		4	<u>25.629</u>	<u>194.9</u>	<u>46.857</u>		<u>33.717</u>	<u>137.7</u>	<u>200.4</u>	<u>1:46.203</u>	
2	26.318	191.5	47.203		33.854	132.9	196.0	1:47.375		5	31.638	135.5	1:00.771		Pit In		134.7	2:25.375	
3	26.383	191.5	48.237		33.927	136.1	193.5	1:48.547		6									

126 Pierre Iversen										Ford Escort RS2000									
lap	Sect-1	Speed	Sect-2	Speed	Sect-3	Speed	TopSpeed	laptime	pit	lap	Sect-1	Speed	Sect-2	Speed	Sect-3	Speed	Topspeed	laptime	pit
1	32.120	144.4	53.300		37.832	117.9	160.0	2:03.252		9	31.427	166.7	54.880		38.135	114.9	166.9	2:04.442	
2	<u>30.382</u>	163.6	52.994		37.580	117.5	162.2	2:00.956		10	31.460	146.5	56.477		38.336	114.3	169.3	2:06.273	
3	30.711	163.9	52.793		38.272	117.2	167.2	2:01.776		11	30.833	168.2	54.494		38.831	115.5	161.2	2:04.158	
4	30.641	168.0	53.092		38.236	117.0	170.1	2:01.969		12	30.495	168.8	53.064		37.774	116.8	170.3	2:01.333	
5	30.628	167.2	57.798		38.982	116.0	127.2	2:07.408		13	30.471	<u>173.9</u>	<u>51.603</u>		37.339	115.8	173.1	<u>1:59.413</u>	
6	33.154	165.1	53.244		39.445	114.5	170.1	2:05.843		14	31.518	168.0	51.836		37.909	<u>119.6</u>	167.2	2:01.263	
7	31.049	167.2	53.478		37.763	116.6	165.9	2:02.290		15	30.496	168.0	53.015		37.298	115.6	159.1	2:00.809	
8	31.345	165.1	53.176		37.515	116.0	<u>173.9</u>	2:02.036		16	32.092	166.9	52.262		<u>36.968</u>	117.5	170.3	2:01.322	

130 Ruud Poels										Porsche 964RS									
lap	Sect-1	Speed	Sect-2	Speed	Sect-3	Speed	TopSpeed	laptime	pit	lap	Sect-1	Speed	Sect-2	Speed	Sect-3	Speed	Topspeed	laptime	pit
1	32.978	157.9	53.012		35.765	<u>119.8</u>	186.5	2:01.755		10	29.081	189.1	50.881		34.978	118.9	188.5	1:54.940	
2	29.910	183.1	51.138		35.905	119.6	190.5	1:56.953		11	29.442	186.2	50.422		35.441	116.6	187.8	1:55.305	
3	29.486	188.5	51.097		35.796	119.5	188.8	1:56.379		12	29.703	181.8	50.681		35.188	119.6	183.1	1:55.572	
4	29.677	184.6	50.860		35.496	118.9	186.5	1:56.033		13	29.912	170.9	50.942		35.672	118.2	187.8	1:56.526	
5	30.021	182.7	50.194		36.041	118.4	188.8	1:56.256		14	30.566	183.1	50.591		35.108	119.1	185.2	1:56.265	
6	29.364	186.9	50.749		35.137	119.6	188.5	1:55.250		15	29.920	179.7	51.721		35.269	118.0	181.5	1:56.910	
7	29.171	186.9	50.171		34.881	119.3	189.8	<u>1:54.223</u>		16	29.599	173.9	51.595		36.589	115.3	183.7	1:57.783	
8	29.360	186.9	50.403		<u>34.872</u>	119.5	<u>191.2</u>	1:54.635		17	30.795	166.4	52.379		35.939	114.0	177.9	1:59.113	
9	<u>28.865</u>	<u>191.8</u>	<u>50.008</u>		35.640	117.2	189.8	1:54.513		18									

134 Riko Furtbauer										Ford GT40									
lap	Sect-1	Speed	Sect-2	Speed	Sect-3	Speed	TopSpeed	laptime	pit	lap	Sect-1	Speed	Sect-2	Speed	Sect-3	Speed	Topspeed	laptime	pit
1	25.371	<u>222.7</u>	43.680		<u>30.479</u>	158.1	206.9	1:39.530		6	23.480	183.4	44.268		31.579	157.1	213.0	1:39.327	
2	<u>23.045</u>	213.4	<u>43.106</u>		31.071	157.8	213.0	<u>1:37.222</u>		7	23.309	213.0	44.071		32.767	157.8	216.9	1:40.147	
3	23.127	213.0	43.659		30.882	156.8	207.3	1:37.668		8	23.748	201.1	44.620		32.178	<u>158.4</u>	198.2	1:40.546	
4	23.706	208.1	45.045		30.695	157.1	208.5	1:39.446		9	24.335	196.7	45.086		Pit In		207.7	1:57.659	
5	23.620	189.8	44.280		31.665	157.8	<u>218.6</u>	1:39.565		10									



## Red Bull Ring Classics

### BG Sportpromotion, Red Bull Ring

Colmore YTCC

Laps and Sector Times - Race 1

9 - 11 June 2023

Red Bull Ring - 4318 mtr.

135 Peter Stox										Porsche 964									
lap	Sect-1	Speed	Sect-2	Speed	Sect-3	Speed	TopSpeed	laptime	pit	lap	Sect-1	Speed	Sect-2	Speed	Sect-3	Speed	Topspeed	laptime	pit
1	31.401	181.8	54.467		Pit In		180.6	2:11.189		2									

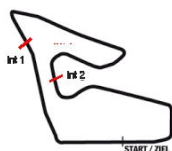
139 Christian Nowak										CN-Cobra									
lap	Sect-1	Speed	Sect-2	Speed	Sect-3	Speed	TopSpeed	laptime	pit	lap	Sect-1	Speed	Sect-2	Speed	Sect-3	Speed	Topspeed	laptime	pit
1	26.989	186.5	44.550		30.651	155.3	212.6	1:42.190		11	23.932	202.6	45.985		32.002	156.2	196.0	1:41.919	
2	23.523	217.3	42.939		30.521	156.5	235.3	1:36.983		12	24.753	193.9	44.783		30.974	156.2	206.9	1:40.510	
3	<u>23.074</u>	<u>225.0</u>	<u>42.682</u>		30.254	<u>158.1</u>	232.8	<u>1:36.010</u>		13	23.652	196.0	44.556		32.133	145.3	206.9	1:40.341	
4	23.624	190.8	43.464		<u>30.129</u>	154.7	233.8	1:37.217		14	24.394	204.9	43.044		31.733	153.8	225.9	1:39.171	
5	23.644	214.3	43.435		31.243	155.9	219.5	1:38.322		15	23.508	195.7	43.903		31.035	155.3	216.0	1:38.446	
6	24.323	218.6	42.742		31.429	144.0	<u>241.1</u>	1:38.494		16	24.655	215.1	43.504		30.921	153.8	212.2	1:39.080	
7	24.047	209.7	43.795		31.796	153.2	219.5	1:39.638		17	23.508	212.2	43.220		31.314	146.9	223.6	1:38.042	
8	24.365	202.6	45.268		32.921	151.1	200.4	1:42.554		18	25.505	220.4	43.544		31.090	153.2	211.4	1:40.139	
9	23.719	210.1	43.370		32.039	155.3	218.2	1:39.128		19	23.557	220.0	42.943		31.380	152.0	228.3	1:37.880	
10	24.074	216.4	45.192		31.950	152.0	194.9	1:41.216		20									

150 Jakob Wunderov										Datsun 240Z									
lap	Sect-1	Speed	Sect-2	Speed	Sect-3	Speed	TopSpeed	laptime	pit	lap	Sect-1	Speed	Sect-2	Speed	Sect-3	Speed	Topspeed	laptime	pit
1	33.161	156.1	52.545		36.089	124.9	167.7	2:01.795		10	29.165	159.3	50.982		35.640	124.3	157.4	1:55.787	
2	28.773	183.1	49.613		35.148	124.3	186.5	1:53.534		11	29.089	157.4	50.462		35.513	122.6	168.8	1:55.064	
3	27.999	181.5	49.856		34.776	<u>125.3</u>	171.4	1:52.631		12	28.736	175.6	51.988		35.046	123.4	171.4	1:55.770	
4	28.058	<u>190.5</u>	<u>48.777</u>		<u>34.629</u>	124.7	<u>192.9</u>	<u>1:51.464</u>		13	28.841	161.7	50.910		35.711	122.2	164.9	1:55.462	
5	<u>27.970</u>	179.7	49.488		35.081	122.8	185.2	1:52.539		14	28.633	169.5	50.188		35.360	123.0	172.0	1:54.181	
6	28.238	188.5	49.273		34.956	123.6	180.3	1:52.467		15	28.793	160.7	50.799		35.479	122.6	165.1	1:55.071	
7	28.296	184.3	49.258		35.155	124.1	<u>192.9</u>	1:52.709		16	28.802	166.9	50.678		35.432	122.2	167.2	1:54.912	
8	27.979	186.2	50.258		34.949	123.0	183.7	1:53.186		17	28.889	169.5	51.122		36.000	121.1	166.4	1:56.011	
9	28.571	177.9	51.039		35.753	122.8	172.5	1:55.363		18									

151 Martin Wunderov										Datsun 240Z									
lap	Sect-1	Speed	Sect-2	Speed	Sect-3	Speed	TopSpeed	laptime	pit	lap	Sect-1	Speed	Sect-2	Speed	Sect-3	Speed	Topspeed	laptime	pit
1	33.180	162.7	56.082		36.959	<u>128.2</u>	153.2	2:06.221		10	29.048	183.1	50.572		36.238	125.1	185.6	1:55.858	
2	29.436	<u>189.1</u>	53.110		35.445	126.3	176.5	1:57.991		11	29.008	176.2	52.494		35.473	125.3	178.5	1:56.975	
3	29.567	180.6	53.982		36.682	125.9	183.7	2:00.231		12	31.008	170.3	50.849		35.417	126.7	186.2	1:57.274	
4	28.892	186.5	53.048		36.166	124.5	176.5	1:58.106		13	28.785	177.9	50.690		35.497	126.5	184.6	1:54.972	
5	29.386	180.6	51.624		<u>35.070</u>	127.3	174.8	1:56.080		14	28.415	175.3	50.684		35.522	124.1	181.5	<u>1:54.621</u>	
6	<u>28.310</u>	180.3	53.338		36.297	126.9	184.3	1:57.945		15	29.050	184.3	<u>49.977</u>		37.818	119.3	184.9	1:56.845	
7	29.430	182.7	52.277		35.624	125.9	<u>187.5</u>	1:57.331		16	29.433	176.2	51.122		37.223	117.7	173.4	1:57.778	
8	29.084	171.7	51.180		35.585	127.1	176.2	1:55.849		17	39.244	99.9	1:08.172		Pit In		105.5	3:37.829	
9	29.081	184.0	51.578		35.487	125.9	170.3	1:56.146		18									

161 Dimitri Galanidis										Porsche 964RS									
lap	Sect-1	Speed	Sect-2	Speed	Sect-3	Speed	TopSpeed	laptime	pit	lap	Sect-1	Speed	Sect-2	Speed	Sect-3	Speed	Topspeed	laptime	pit
1	31.691	168.5	50.455		35.928	127.7	189.5	1:58.074		10	<u>27.033</u>	201.1	47.610		34.363	130.3	<u>202.6</u>	1:49.006	
2	28.826	195.3	49.462		34.746	129.0	197.1	1:53.034		11	27.150	203.0	48.445		34.285	<u>130.7</u>	199.3	1:49.880	
3	28.252	196.0	49.179		36.781	126.5	194.6	1:54.212		12	27.858	202.2	<u>47.399</u>		35.031	129.6	199.3	1:50.288	
4	28.090	196.4	48.405		35.846	127.3	200.0	1:52.341		13	27.540	201.5	48.200		34.022	128.4	<u>202.6</u>	1:49.762	
5	29.408	196.7	48.515		34.003	129.4	198.9	1:51.926		14	27.071	203.0	47.763		35.419	128.6	200.7	1:50.253	
6	27.670	196.7	48.611		34.712	129.4	200.0	1:50.993		15	27.362	200.4	48.362		34.373	127.5	202.2	1:50.097	
7	27.251	<u>203.4</u>	49.430		35.078	130.0	190.1	1:51.759		16	27.475	198.9	48.026		33.849	129.6	201.9	1:49.350	
8	27.864	189.1	48.636		<u>33.770</u>	130.5	200.4	1:50.270		17	27.065	202.6	47.727		33.817	129.6	202.2	<u>1:48.609</u>	
9	27.333	190.5	48.808		34.303	130.0	201.1	1:50.444		18									

171 Erich Petrakovits										Ford Capri Turbo Gr5									
lap	Sect-1	Speed	Sect-2	Speed	Sect-3	Speed	TopSpeed	laptime	pit	lap	Sect-1	Speed	Sect-2	Speed	Sect-3	Speed	Topspeed	laptime	pit
1	29.368	159.1	50.552		33.916	152.3	171.4	1:53.836		10	24.811	188.2	46.817		34.036	151.4	188.5	1:45.664	
2	25.824	188.5	<u>45.845</u>		<u>32.190</u>	<u>153.8</u>	204.5	1:43.859		11	25.325	177.9	46.830		33.360	151.4	196.4	1:45.515	
3	25.283	186.5	46.683		32.871	153.5	197.4	1:44.837		12	25.252	181.8	46.024		33.029	153.5	206.5	1:44.305	
4	<u>24.339</u>	186.9	45.995		32.533	152.3	200.4	<u>1:42.867</u>		13	25.060	179.1	46.997		34.110	144.3	201.1	1:46.167	
5	24.563	<u>196.0</u>	46.414		33.704	151.4	189.5	1:44.681		14	25.648	185.9	47.334		33.679	144.8	192.2	1:46.661	
6	28.055	183.1	46.668		34.329	149.7	190.8	1:49.052		15	26.445	186.2	46.769		33.350	142.4	176.2	1:46.564	
7	26.574	169.5	47.333		34.054	150.6	195.7	1:47.961		16	25.512	182.4	47.493		34.394	145.6	200.7	1:47.399	
8	25.181	184.6	47.083		33.317	152.9	194.9	1:45.581		17	25.075	183.1	46.208		32.812	152.9	<u>208.9</u>	1:44.095	
9	25.224	185.9	46.540		33.539	149.4	193.5	1:45.303		18	26.488	184.6	47.969		34.347	139.7	206.1	1:48.804	



## Red Bull Ring Classics

### BG Sportpromotion, Red Bull Ring

Colmore YTCC

Laps and Sector Times - Race 1

9 - 11 June 2023

Red Bull Ring - 4318 mtr.

176 Ulrich Anderson									Ford Escort MKII										
lap	Sect-1	Speed	Sect-2	Speed	Sect-3	Speed	TopSpeed	laptime	pit	lap	Sect-1	Speed	Sect-2	Speed	Sect-3	Speed	Topspeed	laptime	pit
1	30.614	181.5	48.916		36.631	130.5	188.5	1:56.161		10	27.205	192.2	48.318		34.075	131.3	181.5	1:49.598	
2	28.051	177.9	49.398		35.552	131.3	176.5	1:53.001		11	26.823	196.0	48.204		34.327	130.0	188.2	1:49.354	
3	27.702	181.5	48.979		35.199	132.0	184.3	1:51.880		12	27.028	<u>204.5</u>	47.836		34.763	133.8	194.2	1:49.627	
4	27.493	175.9	48.951		35.299	130.7	189.8	1:51.743		13	27.139	201.9	48.106		34.441	132.9	187.2	1:49.686	
5	27.762	194.2	48.320		34.778	132.0	187.2	1:50.860		14	<u>26.746</u>	197.8	47.884		34.417	132.7	199.3	1:49.047	
6	27.311	197.1	49.023		34.571	134.5	187.8	1:50.905		15	27.249	200.7	47.541		<u>33.719</u>	132.4	<u>201.9</u>	<u>1:48.509</u>	
7	27.562	192.5	48.633		34.104	<u>135.6</u>	183.4	1:50.299		16	27.023	196.7	<u>47.372</u>		34.134	132.9	198.5	1:48.529	
8	28.478	190.5	48.682		34.459	134.0	190.8	1:51.619		17	27.317	183.1	48.240		33.834	132.9	189.8	1:49.391	
9	27.668	191.5	47.978		33.796	133.6	194.2	1:49.442		18	26.992	189.5	54.519		35.655	123.2	194.9	1:57.166	

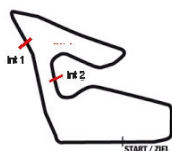
177 Tommy Gilmartin									Morgan +8										
lap	Sect-1	Speed	Sect-2	Speed	Sect-3	Speed	TopSpeed	laptime	pit	lap	Sect-1	Speed	Sect-2	Speed	Sect-3	Speed	Topspeed	laptime	pit
1	30.766	162.4	52.696		35.932	136.8	162.4	1:59.394		10	27.223	186.5	<u>47.563</u>		35.344	125.7	<u>194.9</u>	1:50.130	
2	27.596	182.1	50.002		34.946	<u>138.2</u>	169.5	1:52.544		11	27.753	174.5	48.932		34.127	135.8	180.0	1:50.812	
3	27.251	180.6	48.870		35.353	136.8	175.6	1:51.474		12	26.792	184.9	48.593		34.009	137.0	177.6	1:49.394	
4	27.800	189.8	49.310		34.529	138.0	172.8	1:51.639		13	26.949	196.4	48.203		34.301	133.8	180.9	1:49.453	
5	27.388	188.5	48.500		34.299	134.2	184.6	1:50.187		14	26.363	<u>201.5</u>	47.785		34.442	137.3	185.6	1:48.590	
6	26.899	193.9	48.036		35.043	136.3	189.8	1:49.978		15	27.366	200.0	47.740		<u>33.815</u>	137.3	183.1	1:48.921	
7	27.630	187.2	50.784		35.247	135.2	170.9	1:53.661		16	27.329	193.9	48.204		35.455	137.0	178.5	1:50.988	
8	28.148	179.4	49.944		34.485	135.2	183.7	1:52.577		17	<u>26.309</u>	194.9	47.590		34.391	117.5	190.5	<u>1:48.290</u>	
9	26.558	190.1	49.825		35.327	132.9	170.3	1:51.710		18									

190 Peter Scheefhals									Mercedes Benz 190E Evo 1										
lap	Sect-1	Speed	Sect-2	Speed	Sect-3	Speed	TopSpeed	laptime	pit	lap	Sect-1	Speed	Sect-2	Speed	Sect-3	Speed	Topspeed	laptime	pit
1	33.095	154.3	55.101		37.435	118.4	155.8	2:05.631		9	<u>29.558</u>	168.5	<u>51.502</u>		36.898	116.5	179.1	1:57.958	
2	30.294	170.9	53.343		36.503	118.2	172.0	2:00.140		10	31.009	173.4	51.722		37.107	116.5	179.1	1:59.838	
3	29.729	169.3	54.709		37.141	118.0	172.8	2:01.579		11	30.035	176.2	53.934		36.299	117.0	169.5	2:00.268	
4	30.553	154.5	53.878		37.453	116.0	166.2	2:01.884		12	29.769	<u>176.5</u>	52.076		35.682	118.0	<u>179.4</u>	1:57.527	
5	30.388	161.9	52.451		36.005	118.6	178.5	1:58.844		13	30.187	172.8	52.065		35.822	<u>119.1</u>	176.8	1:58.074	
6	30.648	165.9	51.768		36.818	116.3	178.2	1:59.234		14	30.316	175.3	52.091		36.746	118.4	178.8	1:59.153	
7	32.401	169.5	52.370		<u>35.644</u>	118.2	176.5	2:00.415		15	30.754	172.5	55.669		36.036	117.9	173.6	2:02.459	
8	29.599	172.8	51.538		35.742	117.9	175.3	<u>1:56.879</u>		16	31.990	173.4	52.048		36.167	118.0	178.8	2:00.205	

198 Hubert Färber									Shelby GT350 R										
lap	Sect-1	Speed	Sect-2	Speed	Sect-3	Speed	TopSpeed	laptime	pit	lap	Sect-1	Speed	Sect-2	Speed	Sect-3	Speed	Topspeed	laptime	pit
1	28.004	192.2	46.188		31.882	151.4	182.7	1:46.074		11	24.684	200.7	45.366		32.797	151.1	198.5	1:42.847	
2	24.568	208.1	<u>44.761</u>		31.786	150.6	208.9	1:41.115		12	24.522	203.8	45.860		31.933	151.7	176.8	1:42.315	
3	<u>24.243</u>	202.6	44.915		<u>31.613</u>	152.6	206.1	<u>1:40.771</u>		13	24.648	202.2	45.883		32.880	<u>152.9</u>	193.2	1:43.411	
4	24.403	198.5	44.847		31.948	152.0	197.1	1:41.198		14	24.941	192.5	45.237		33.051	149.4	205.3	1:43.229	
5	25.017	202.2	45.770		31.970	150.0	190.5	1:42.757		15	24.934	196.4	45.686		32.923	151.1	192.9	1:43.543	
6	25.701	<u>208.9</u>	45.283		32.052	152.3	177.9	1:43.036		16	24.605	192.5	45.198		31.947	152.6	208.9	1:41.750	
7	25.257	190.8	45.708		32.307	150.9	193.5	1:43.272		17	24.869	189.8	45.154		31.975	150.6	201.1	1:41.998	
8	24.816	206.5	45.035		31.893	150.9	197.8	1:41.744		18	24.800	191.8	46.608		32.691	149.2	169.0	1:44.099	
9	24.960	172.8	45.399		31.862	152.0	<u>210.9</u>	1:42.221		19	25.047	188.5	45.564		32.536	150.3	196.4	1:43.147	
10	25.541	194.2	45.569		31.900	152.6	191.5	1:43.010		20									

222 Tommy Olsen									Porsche 911 Carrera RS										
lap	Sect-1	Speed	Sect-2	Speed	Sect-3	Speed	TopSpeed	laptime	pit	lap	Sect-1	Speed	Sect-2	Speed	Sect-3	Speed	Topspeed	laptime	pit
1	32.068	154.5	53.694		36.692	114.9	168.2	2:02.454		9	30.424	179.1	51.243		36.331	115.8	180.0	1:57.998	
2	30.071	<u>179.7</u>	51.702		36.457	114.3	179.4	1:58.230		10	29.952	177.6	50.883		36.029	116.5	<u>180.3</u>	1:56.864	
3	30.044	178.5	52.121		36.761	115.1	180.0	1:58.926		11	<u>29.580</u>	179.1	51.579		35.803	<u>117.2</u>	174.8	1:56.962	
4	30.086	177.9	50.922		36.184	115.1	<u>180.3</u>	1:57.192		12	30.601	176.5	51.578		<u>35.663</u>	116.8	179.4	1:57.842	
5	30.134	178.2	51.617		36.057	116.0	177.3	1:57.808		13	29.642	178.8	50.898		36.110	115.5	179.4	1:56.650	
6	29.763	177.0	52.276		36.165	<u>117.2</u>	167.4	1:58.204		14	29.734	179.1	<u>50.848</u>		35.723	116.5	179.1	<u>1:56.305</u>	
7	30.015	178.5	51.120		35.874	115.6	<u>180.3</u>	1:57.009		15	29.921	174.2	51.529		35.670	116.8	178.5	1:57.120	
8	29.705	178.5	50.956		35.913	116.1	180.0	1:56.574		16	29.794	165.6	51.574		37.287	109.1	178.8	1:58.655	

491 Poul Erik Dam Larsen									Ford Escort TC 1600										
lap	Sect-1	Speed	Sect-2	Speed	Sect-3	Speed	TopSpeed	laptime	pit	lap	Sect-1	Speed	Sect-2	Speed	Sect-3	Speed	Topspeed	laptime	pit
1	33.361	156.3	55.761		<u>37.809</u>	<u>111.9</u>	155.6	2:06.931		7	33.009	153.6	55.680		40.329	106.0	164.9	2:09.018	
2	31.937	168.5	<u>53.574</u>		37.945	109.2	172.0	<u>2:03.456</u>		8	33.408	151.3	59.507		40.304	103.9	158.8	2:13.219	
3	<u>31.346</u>	<u>169.8</u>	53.643		38.925	106.9	<u>173.4</u>	2:03.914		9	36.106	149.0	55.959		39.840	103.9	158.4	2:11.905	
4	31.638	162.7	55.589		38.601	107.6	167.7	2:05.828		10	35.834	139.4	56.980		41.296	100.0	151.3	2:14.110	
5	33.671	164.4	54.790		39.424	106.3	168.5	2:07.885		11	33.682	147.5	57.413		41.520	95.9	152.5	2:12.615	
6	33.083	145.2	56.018		40.439	103.8	165.4	2:09.540		12	36.227	131.7	1:00.945		Pit In		136.2	2:37.352	



## Red Bull Ring Classics

BG Sportpromotion, Red Bull Ring

Colmore YTCC

Laps and Sector Times - Race 1

9 - 11 June 2023

Red Bull Ring - 4318 mtr.

635 Mathijs Bakker									BMW 635 Csi										
lap	Sect-1	Speed	Sect-2	Speed	Sect-3	Speed	TopSpeed	laptime	pit	lap	Sect-1	Speed	Sect-2	Speed	Sect-3	Speed	Topspeed	laptime	pit
1	Pit Out	148.1	52.472		34.460	122.2	173.6	1:55.619		10	29.379	178.2	50.662		35.532	119.3	181.5	1:55.573	
2	28.650	176.8	50.744		34.474	123.2	168.2	1:53.868		11	28.879	172.2	51.179		34.253	124.5	173.9	1:54.311	
3	28.554	182.1	49.763		35.904	119.6	186.5	1:54.221		12	<u>27.937</u>	188.5	49.047		33.648	<u>125.7</u>	190.5	1:50.632	
4	28.444	179.4	49.643		34.208	123.6	185.6	1:52.295		13	28.670	186.5	48.879		34.062	124.9	189.1	1:51.611	
5	29.720	177.3	51.113		35.216	124.1	167.4	1:56.049		14	27.990	186.5	48.738		<u>33.621</u>	<u>125.7</u>	<u>192.2</u>	<u>1:50.349</u>	
6	28.728	169.3	51.112		34.831	123.2	186.2	1:54.671		15	28.519	<u>188.8</u>	<u>48.568</u>		33.833	124.9	188.8	1:50.920	
7	28.465	181.5	50.073		34.296	122.0	181.8	1:52.834		16	28.870	186.2	48.841		33.732	123.4	187.2	1:51.443	
8	28.677	180.6	49.534		34.782	121.1	186.2	1:52.993		17	28.315	183.7	49.155		34.330	121.3	189.8	1:51.800	
9	28.618	178.2	50.878		34.356	120.7	171.7	1:53.852		18									