

Red Bull Ring Classics

BG Sportpromotion, Red Bull Ring

Colmore YTCC

9 - 11 June 2023

Laps and Sector Times - Qualifying

Red Bull Ring - 4318 mtr.

1 Ulrich Klösser										Ford Escort RS 1600									
lap	Sect-1	Speed	Sect-2	Speed	Sect-3	Speed	TopSpeed	laptime	pit	lap	Sect-1	Speed	Sect-2	Speed	Sect-3	Speed	Topspeed	laptime	pit
1	Pit Out	115.4	58.612		38.999	117.0	142.1	2:16.217		6	31.271	171.7	56.228		37.462	120.5	170.6	2:04.961	
2	<u>29.292</u>	175.9	53.034		43.050	120.4	163.4	2:05.376		7	30.551	<u>181.5</u>	54.180		38.385	120.0	173.1	2:03.116	
3	6:43.851	114.6	1:01.422		42.215	<u>123.2</u>	122.7	8:27.488		8	30.352	163.6	53.957		37.755	121.8	169.5	2:02.064	
4	32.047	161.4	56.049		39.733	118.9	166.2	2:07.829		9	29.324	179.7	<u>52.062</u>		37.675	120.2	190.1	<u>1:59.061</u>	
5	30.532	166.9	52.114		<u>36.686</u>	121.3	<u>191.5</u>	1:59.332		10									

2 Bart Lemaire										Trabant 601 RS									
lap	Sect-1	Speed	Sect-2	Speed	Sect-3	Speed	TopSpeed	laptime	pit	lap	Sect-1	Speed	Sect-2	Speed	Sect-3	Speed	Topspeed	laptime	pit
1	Pit Out	92.0	1:25.175		Pit In		113.0	7:52.623		4	45.664	101.7	1:21.634		<u>56.657</u>	<u>86.5</u>	110.0	3:03.955	
2	Pit Out	75.1	1:22.937		59.297	85.9	110.9	4:37.237		5	45.988	108.5	1:21.863		57.175	82.3	105.2	3:05.026	
3	<u>45.302</u>	<u>109.9</u>	1:22.027		1:01.223	83.5	113.2	3:08.552		6	45.552	105.2	<u>1:17.821</u>		57.586	86.1	<u>118.8</u>	<u>3:00.959</u>	

5 Vienne Renes										Lotus Sunbeam									
lap	Sect-1	Speed	Sect-2	Speed	Sect-3	Speed	TopSpeed	laptime	pit	lap	Sect-1	Speed	Sect-2	Speed	Sect-3	Speed	Topspeed	laptime	pit
1	Pit Out	120.9	1:04.104		46.061	95.0	105.8	2:26.152		5	<u>28.978</u>	175.0	51.479		<u>37.077</u>	<u>124.9</u>	184.3	1:57.534	
2	32.643	141.0	Pit In		Pit In		153.0	5:47.502		6	29.411	170.1	52.510		39.262	124.7	176.2	2:01.183	
3	Pit Out	119.1	59.120		40.377	123.0	146.9	7:32.685		7	29.750	161.2	54.475		39.145	124.1	162.9	2:03.370	
4	29.914	159.5	52.494		38.808	123.8	172.0	2:01.216		8	29.393	<u>180.9</u>	<u>50.490</u>		37.195	124.7	<u>191.5</u>	<u>1:57.078</u>	

9 Björn Hees										BMW M3 E30									
lap	Sect-1	Speed	Sect-2	Speed	Sect-3	Speed	TopSpeed	laptime	pit	lap	Sect-1	Speed	Sect-2	Speed	Sect-3	Speed	Topspeed	laptime	pit
1	Pit Out	137.4	55.937		38.048	122.0	163.6	2:06.963		6	<u>28.805</u>	<u>183.7</u>	<u>50.487</u>		<u>35.301</u>	124.7	176.8	<u>1:54.593</u>	
2	30.327	174.2	54.813		41.454	123.0	140.6	2:06.594		7	28.817	181.5	50.496		35.385	123.9	<u>185.6</u>	1:54.698	
3	6:29.743	132.4	58.106		38.282	123.0	152.1	8:06.131		8	29.422	154.5	54.236		36.252	122.8	153.6	1:59.910	
4	30.994	152.3	53.671		37.191	123.9	154.1	2:01.856		9	29.746	182.7	1:00.937		39.909	101.7	167.4	2:10.592	
5	29.823	162.7	54.083		36.273	<u>125.3</u>	161.0	2:00.179		10	30.922	168.2	52.310		36.704	123.0	167.4	1:59.936	

11 Lars Feldskov										Datsun 240Z									
lap	Sect-1	Speed	Sect-2	Speed	Sect-3	Speed	TopSpeed	laptime	pit	lap	Sect-1	Speed	Sect-2	Speed	Sect-3	Speed	Topspeed	laptime	pit
1	Pit Out	113.9	1:02.624		41.649	109.8	130.3	2:23.719		6	<u>29.458</u>	<u>176.8</u>	<u>51.587</u>		<u>36.521</u>	<u>119.1</u>	<u>172.0</u>	<u>1:57.566</u>	
2	6:54.523	107.9	1:04.712		42.351	114.5	118.7	8:41.586		7	30.128	164.9	53.544		36.958	118.2	171.2	2:00.630	
3	32.765	144.4	55.817		38.450	117.0	153.2	2:07.032		8	31.047	164.1	1:00.211		44.066	92.6	135.2	2:15.324	
4	30.526	172.8	53.141		37.120	118.4	157.9	2:00.787		9	38.273	121.5	1:06.128		Pit In		111.6	2:49.459	
5	29.567	175.3	52.088		36.889	118.7	170.3	1:58.544		10									

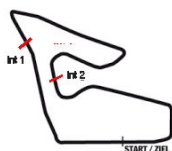
12 Kenneth Gregers										Datsun 240Z									
lap	Sect-1	Speed	Sect-2	Speed	Sect-3	Speed	TopSpeed	laptime	pit	lap	Sect-1	Speed	Sect-2	Speed	Sect-3	Speed	Topspeed	laptime	pit
1	Pit Out	114.0	1:02.121		41.717	109.4	126.8	2:22.411		6	<u>28.943</u>	<u>172.2</u>	<u>51.352</u>		<u>35.925</u>	<u>123.2</u>	<u>182.1</u>	<u>1:56.220</u>	
2	6:56.334	100.0	1:03.812		43.484	117.9	124.3	8:43.630		7	29.771	147.7	53.771		39.623	114.9	157.0	2:03.165	
3	32.785	133.5	54.838		39.372	117.5	155.8	2:06.995		8	32.306	141.0	58.487		41.752	109.8	134.5	2:12.545	
4	30.463	148.8	53.202		37.781	123.0	177.0	2:01.446		9	37.449	112.9	1:05.622		Pit In		110.9	2:49.147	
5	30.243	155.2	52.157		37.386	122.8	163.6	1:59.786		10									

15 Markus Key										Oldsmobile									
lap	Sect-1	Speed	Sect-2	Speed	Sect-3	Speed	TopSpeed	laptime	pit	lap	Sect-1	Speed	Sect-2	Speed	Sect-3	Speed	Topspeed	laptime	pit
1	Pit Out	157.7	1:01.223		39.538	118.0	109.3	2:13.750		5	25.508	189.5	47.708		<u>31.884</u>	<u>153.5</u>	186.2	1:45.100	
2	28.940	182.1	49.660		35.397	149.4	180.0	1:53.997		6	24.490	<u>219.5</u>	45.856		32.212	152.6	198.9	1:42.558	
3	6:31.578	89.6	1:01.700		39.722	147.5	138.5	8:13.000		7	<u>24.084</u>	207.3	<u>45.014</u>		32.160	152.9	<u>212.6</u>	<u>1:41.258</u>	
4	29.357	141.7	50.731		34.480	150.3	180.6	1:54.568		8	25.925	157.0	52.000		Pit In		195.7	2:14.014	

17 Tjarco Jilesen										Porsche 964 RS									
lap	Sect-1	Speed	Sect-2	Speed	Sect-3	Speed	TopSpeed	laptime	pit	lap	Sect-1	Speed	Sect-2	Speed	Sect-3	Speed	Topspeed	laptime	pit
1	Pit Out	149.8	52.033		<u>35.558</u>	125.1	166.2	1:57.199		4	29.031	185.6	50.694		36.921	<u>125.5</u>	194.6	<u>1:56.646</u>	
2	<u>28.355</u>	<u>190.1</u>	<u>49.945</u>		40.555	124.3	<u>196.4</u>	1:58.855		5	34.450	132.2	58.930		Pit In		147.5	2:22.483	
3	13:02.647	162.4	52.634		37.176	122.4	179.7	14:32.457		6									

18 Tijn Jilesen										Porsche 964 RS									
lap	Sect-1	Speed	Sect-2	Speed	Sect-3	Speed	TopSpeed	laptime	pit	lap	Sect-1	Speed	Sect-2	Speed	Sect-3	Speed	Topspeed	laptime	pit
1	Pit Out	149.6	52.265		<u>33.611</u>	122.0	171.4	1:53.988		4	<u>28.162</u>	184.6	<u>49.575</u>		34.106	<u>123.8</u>	<u>189.8</u>	<u>1:51.843</u>	
2	28.219	<u>189.5</u>	50.081		36.957	123.2	189.5	1:55.257		5	29.109	181.5	50.221		33.615	122.6	187.5	1:52.945	
3	13:52.296	175.9	49.673		34.508	122.8	188.2	15:16.477		6	29.126	186.5	50.893		35.804	121.3	187.2	1:55.823	





Red Bull Ring Classics

BG Sportpromotion, Red Bull Ring

Colmore YTCC

Laps and Sector Times - Qualifying

9 - 11 June 2023

Red Bull Ring - 4318 mtr.

19 Leo van der Beek										Porsche 911 Carrera									
lap	Sect-1	Speed	Sect-2	Speed	Sect-3	Speed	TopSpeed	laptime	pit	lap	Sect-1	Speed	Sect-2	Speed	Sect-3	Speed	Topspeed	laptime	pit
1	Pit Out	116.4	1:01.512		40.650	<u>110.9</u>	144.6	2:20.189		6	<u>32.258</u>	<u>159.1</u>	<u>57.660</u>		40.872	108.2	157.2	2:10.790	
2		33.037	58.222			Pit In	156.1	7:11.002		7	36.126	127.8	1:00.158		40.469	109.2	142.1	2:16.753	
3	Pit Out	110.1	1:02.424		46.302	101.0	145.2	3:35.177		8	34.299	144.8	58.873		40.620	109.1	157.2	2:13.792	
4		37.565	1:01.842		42.013	107.9	145.7	2:21.420		9	32.897	153.6	57.870		<u>39.309</u>	109.2	<u>160.0</u>	<u>2:10.076</u>	
5		32.925	1:00.361		41.647	110.5	143.6	2:14.933		10									

21 Kim Olesen										BMW M3									
lap	Sect-1	Speed	Sect-2	Speed	Sect-3	Speed	TopSpeed	laptime	pit	lap	Sect-1	Speed	Sect-2	Speed	Sect-3	Speed	Topspeed	laptime	pit
1	Pit Out	107.2	1:07.287		45.986	110.9	107.2	2:33.757		5	<u>31.579</u>	143.6	56.107		<u>39.850</u>	<u>113.6</u>	<u>162.2</u>	<u>2:07.536</u>	
2	6:40.268	99.9	1:04.867		44.854	108.3	132.4	8:29.989		6	31.729	151.9	<u>55.720</u>		40.329	113.0	161.9	2:07.778	
3		34.412	1:00.660		43.790	109.4	140.8	2:18.862		7	32.427	<u>156.7</u>	59.499		Pit In		134.8	2:39.267	
4		33.321	55.808		41.886	110.6	154.5	2:11.015		8									

25 Walter Schropper										Jaguar E type lightweigt									
lap	Sect-1	Speed	Sect-2	Speed	Sect-3	Speed	TopSpeed	laptime	pit	lap	Sect-1	Speed	Sect-2	Speed	Sect-3	Speed	Topspeed	laptime	pit
1	Pit Out	106.9	59.142		37.917	126.7	115.6	2:09.642		5	31.891	152.1	53.046		36.984	127.1	173.4	2:01.921 D	
2		29.456	<u>52.036</u>			Pit In	169.0	6:49.809		6	<u>28.279</u>	<u>167.7</u>	52.433		<u>36.004</u>	122.4	<u>186.2</u>	<u>1:56.716</u>	
3	Pit Out	120.9	57.613		39.205	118.0	160.0	3:31.018		7	29.341	151.7	58.176		163.9	2:33.925			
4		31.124	52.797		36.686	<u>129.4</u>	178.8	2:00.607		8	Pit Out	144.0	1:00.490		Pit In		145.4	3:23.713	

26 Frank Klaassen										BMW 325i									
lap	Sect-1	Speed	Sect-2	Speed	Sect-3	Speed	TopSpeed	laptime	pit	lap	Sect-1	Speed	Sect-2	Speed	Sect-3	Speed	Topspeed	laptime	pit
1	Pit Out	120.5	1:03.624		43.081	105.9	135.5	2:21.263		5	<u>32.307</u>	<u>161.9</u>	<u>57.120</u>		40.401	106.5	<u>167.2</u>	<u>2:09.828</u>	
2	6:51.600	104.1	1:06.700		44.684	104.3	121.1	8:42.984		6	32.876	154.9	58.190		<u>40.361</u>	107.0	149.8	2:11.427	
3		35.109	59.902		42.469	106.3	153.0	2:17.480		7	33.546	152.5	58.245		41.219	106.3	160.0	2:13.010	
4		34.316	58.600		40.626	<u>107.2</u>	162.7	2:13.542		8	34.175	144.0	57.520		41.625	90.7	166.4	2:13.320	

27 Martin Reynolds										Ford Escort MK II									
lap	Sect-1	Speed	Sect-2	Speed	Sect-3	Speed	TopSpeed	laptime	pit	lap	Sect-1	Speed	Sect-2	Speed	Sect-3	Speed	Topspeed	laptime	pit
1	Pit Out	140.1	56.387		<u>38.030</u>	128.2	144.8	2:05.583		5	29.451	153.8	53.064		38.361	129.6	162.9	2:00.876 D	
2		29.252	55.913		41.365	129.6	161.2	2:06.530		6	28.995	<u>172.2</u>	<u>51.680</u>		38.070	<u>131.8</u>	<u>170.1</u>	<u>1:58.745</u>	
3	7:27.073	105.6	1:00.658		42.870	126.3	139.0	9:10.601		7	<u>28.961</u>	139.9	57.545		Pit In		136.4	2:20.611	
4		32.345	55.486		39.384	129.2	154.9	2:07.215 D		8									

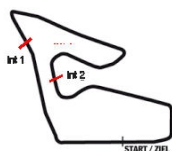
40 Nick Stox										BMW M3 E30									
lap	Sect-1	Speed	Sect-2	Speed	Sect-3	Speed	TopSpeed	laptime	pit	lap	Sect-1	Speed	Sect-2	Speed	Sect-3	Speed	Topspeed	laptime	pit
1	Pit Out	146.9	56.688		35.574	125.1	120.7	2:05.246		4	29.137	154.7	51.733		<u>35.382</u>	<u>125.5</u>	165.9	<u>1:56.252</u>	
2		<u>28.027</u>	<u>192.2</u>	<u>51.629</u>		37.853	125.3	<u>192.9</u>	1:57.509	5	30.502	155.8	55.657		Pit In		125.0	2:15.914	
3	13:31.174	157.7	56.809		38.661	119.8	118.3	15:06.644		6									

41 Jens Juel Jeppesen										Ford Escort RS1600									
lap	Sect-1	Speed	Sect-2	Speed	Sect-3	Speed	TopSpeed	laptime	pit	lap	Sect-1	Speed	Sect-2	Speed	Sect-3	Speed	Topspeed	laptime	pit
1	Pit Out	109.2	1:04.949		44.951	111.9	136.9	2:26.887		5	31.830	158.1	<u>53.587</u>		<u>38.837</u>	119.1	<u>170.9</u>	2:04.254	
2	6:56.107	109.0	1:08.110		44.827	108.0	112.7	8:49.044		6	<u>30.156</u>	<u>176.2</u>	53.766		39.291	<u>120.4</u>	169.3	<u>2:03.213</u>	
3		34.804	58.905		43.180	117.0	146.5	2:16.889		7	49.529	162.2	55.977		40.048	116.8	163.6	2:25.554	
4		33.334	56.663		40.047	117.5	148.1	2:10.044		8	31.504	166.2	55.094		40.574	95.8	166.7	2:07.172	

44 Charlotte Engel - Jeppesen										Ford Escort MK1 twincam									
lap	Sect-1	Speed	Sect-2	Speed	Sect-3	Speed	TopSpeed	laptime	pit	lap	Sect-1	Speed	Sect-2	Speed	Sect-3	Speed	Topspeed	laptime	pit
1	Pit Out	121.5	1:06.082		44.959	104.3	139.7	2:25.893		5	34.439	149.0	59.752		43.839	<u>109.8</u>	148.8	2:18.030	
2	6:50.570	105.0	1:06.406		47.530	103.5	125.9	8:44.506		6	<u>33.374</u>	<u>155.2</u>	<u>59.342</u>		<u>41.504</u>	107.5	140.3	<u>2:14.220</u>	
3		36.582	1:03.407		43.253	108.8	136.7	2:23.242		7	34.007	143.6	1:00.676		43.091	108.5	147.1	2:17.774	
4		34.640	1:00.385		43.131	108.6	<u>154.3</u>	2:18.156		8	34.612	130.9	1:00.646		42.097	102.6	149.6	2:17.355	

48 Bas Jansen										BMW M3 E30									
lap	Sect-1	Speed	Sect-2	Speed	Sect-3	Speed	TopSpeed	laptime	pit	lap	Sect-1	Speed	Sect-2	Speed	Sect-3	Speed	Topspeed	laptime	pit
1	Pit Out	<u>124.9</u>	<u>54.600</u>		<u>34.747</u>	<u>125.1</u>	<u>166.2</u>	1:59.369		2									

55 Armand Adriaans										Porsche 964RSR									
lap	Sect-1	Speed	Sect-2	Speed	Sect-3	Speed	TopSpeed	laptime	pit	lap	Sect-1	Speed	Sect-2	Speed	Sect-3	Speed	Topspeed	laptime	pit
1	Pit Out	110.3	1:01.482		39.590	119.1	131.5	2:15.978		5	<u>28.935</u>	167.2	52.895		<u>36.484</u>	<u>122.8</u>	159.1	<u>1:58.314</u>	
2	8:06.119	116.4	1:00.096		42.537	117.0	137.4	9:48.752		6	29.115	168.8	52.445		36.979	122.0	159.5	1:58.539	
3		31.850	55.589		38.052	121.5	159.5	2:05.491		7	30.021	166.9	55.821		40.352	122.2	146.7	2:06.194	



Red Bull Ring Classics

BG Sportpromotion, Red Bull Ring

Colmore YTCC

9 - 11 June 2023

Laps and Sector Times - Qualifying

Red Bull Ring - 4318 mtr.

4	30.515	165.1	<u>52.367</u>	37.034	<u>122.8</u>	168.8	1:59.916	8	29.304	<u>175.9</u>	53.194	37.771	120.0	165.6	2:00.269
---	--------	-------	---------------	--------	--------------	-------	----------	---	--------	--------------	--------	--------	-------	-------	----------

56 Ruben Bruin								Vauxhall Astra GTE MK2											
lap	Sect-1	Speed	Sect-2	Speed	Sect-3	Speed	TopSpeed	laptime	pit	lap	Sect-1	Speed	Sect-2	Speed	Sect-3	Speed	Topspeed	laptime	pit
1	Pit Out	106.7	57.041		Pit In		139.4	9:25.653		4	31.871	157.9	53.879		<u>37.150</u>	117.3	159.3	2:02.900	
2	Pit Out	123.7	1:02.575		39.935	115.5	118.4	3:09.213		5	<u>30.349</u>	<u>161.4</u>	<u>53.641</u>		37.665	<u>118.4</u>	<u>166.9</u>	<u>2:01.655</u>	
3	31.964	149.0	55.735		37.158	117.9	146.5	2:04.857		6									

58 Michel Braxhoofden								Renault 5 Alpine Groupe 2											
lap	Sect-1	Speed	Sect-2	Speed	Sect-3	Speed	TopSpeed	laptime	pit	lap	Sect-1	Speed	Sect-2	Speed	Sect-3	Speed	Topspeed	laptime	pit
1	Pit Out	115.1	1:05.330		45.451	100.4	133.7	2:27.230		5	40.116	131.7	1:02.731		42.609	<u>103.9</u>	137.9	2:25.456	
2	7:13.201	112.3	1:05.480		47.513	96.6	137.8	9:06.194		6	35.116	143.0	59.637		44.047	95.7	156.3	2:18.800	
3	36.386	136.5	1:02.410		43.558	102.1	141.5	2:22.354		7	35.539	140.1	1:02.619		45.557	102.1	141.4	2:23.715	
4	37.418	132.8	1:00.861		43.610	103.3	141.7	2:21.889		8	<u>34.699</u>	<u>147.3</u>	<u>59.215</u>		<u>41.657</u>	<u>103.9</u>	<u>157.2</u>	<u>2:15.571</u>	

59 Jack Gadd								Ford Escort MK1 RSR											
lap	Sect-1	Speed	Sect-2	Speed	Sect-3	Speed	TopSpeed	laptime	pit	lap	Sect-1	Speed	Sect-2	Speed	Sect-3	Speed	Topspeed	laptime	pit
1	Pit Out	146.7	50.276		34.358	137.5	148.4	1:55.342		5	27.316	171.7	48.887		34.550	135.4	184.9	1:50.753	
2	28.341	147.7	50.460		35.896	137.5	174.2	1:54.697		6	26.798	169.8	47.351		<u>33.338</u>	137.5	170.3	1:47.487	
3	7:24.547	128.4	58.305		41.544	133.1	121.2	9:04.396		7	<u>26.151</u>	<u>194.9</u>	<u>46.617</u>		34.117	<u>138.0</u>	198.2	1:46.885	
4	29.601	155.6	52.227		35.681	134.9	163.1	1:57.509		8	27.992	165.9	1:00.963		Pit In		151.5	2:29.047	

73 Kim Christensen								Jensen Healey											
lap	Sect-1	Speed	Sect-2	Speed	Sect-3	Speed	TopSpeed	laptime	pit	lap	Sect-1	Speed	Sect-2	Speed	Sect-3	Speed	Topspeed	laptime	pit
1	Pit Out	122.0	1:05.767		44.007	115.5	118.2	2:27.003		4	31.769	166.7	57.479		41.322	117.5	<u>150.6</u>	2:10.570	
2	6:56.678	98.8	1:11.613		47.558	114.1	111.6	8:55.849		5	<u>30.923</u>	<u>167.2</u>	<u>56.661</u>		<u>41.321</u>	<u>117.7</u>	<u>150.6</u>	<u>2:08.905</u>	
3	35.134	139.5	1:03.329		44.312	116.1	126.5	2:22.775		6	32.858	162.9	59.664		Pit In		145.4	2:39.165	

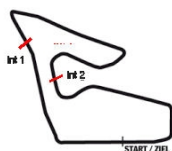
81 Udo Rienhoff								Shelby Cobra 427											
lap	Sect-1	Speed	Sect-2	Speed	Sect-3	Speed	TopSpeed	laptime	pit	lap	Sect-1	Speed	Sect-2	Speed	Sect-3	Speed	Topspeed	laptime	pit
1	Pit Out	139.4	56.643		35.852	133.8	163.6	2:07.967		6	26.160	181.2	47.694		35.221	149.2	190.1	1:49.075	
2	29.331	181.5	51.731		35.989	150.3	157.4	1:57.051		7	24.684	195.3	<u>46.113</u>		<u>32.512</u>	152.3	<u>213.0</u>	<u>1:43.309</u>	
3	6:41.116	101.7	57.516		38.252	148.6	153.4	8:16.884		8	<u>24.643</u>	<u>201.5</u>	47.518		32.668	<u>154.4</u>	184.6	1:44.829	
4	31.329	143.4	50.533		37.137	150.9	191.2	1:58.999		9	31.964	138.5	1:03.418		Pit In		135.0	2:27.279	
5	27.027	147.5	51.152		35.486	151.7	168.2	1:53.665		10									

88 Rene Wagner								MGB V8 GT											
lap	Sect-1	Speed	Sect-2	Speed	Sect-3	Speed	TopSpeed	laptime	pit	lap	Sect-1	Speed	Sect-2	Speed	Sect-3	Speed	Topspeed	laptime	pit
1	Pit Out	94.2	57.830		40.096	141.4	129.7	2:16.344		5	<u>27.951</u>	162.4	53.229		37.969	141.4	169.5	1:59.149	
2	6:52.590	105.1	1:04.331		40.555	<u>147.2</u>	114.4	8:37.476		6	32.688	155.4	52.380		36.914	141.2	176.8	2:01.982	
3	28.202	<u>171.4</u>	<u>51.878</u>		36.716	144.3	<u>180.0</u>	<u>1:56.796</u>		7	29.577	128.6	1:02.870		Pit In		125.0	2:28.285	
4	28.821	143.0	52.582		<u>35.894</u>	145.6	171.2	1:57.297		8									

92 Manfred Irgler								Ford GT 40											
lap	Sect-1	Speed	Sect-2	Speed	Sect-3	Speed	TopSpeed	laptime	pit	lap	Sect-1	Speed	Sect-2	Speed	Sect-3	Speed	Topspeed	laptime	pit
1	Pit Out	125.6	59.630		38.402	132.0	138.8	2:11.430		5	30.495	143.6	53.860		36.904	135.6	173.6	2:01.259	
2	30.838	144.6	53.638		Pit In		161.7	7:02.797		6	29.382	<u>171.4</u>	<u>51.003</u>		<u>36.277</u>	<u>137.5</u>	177.9	<u>1:56.662</u>	
3	Pit Out	113.2	57.587		38.513	131.6	150.4	3:22.148		7	<u>28.957</u>	160.5	52.668		Pit In		<u>180.0</u>	2:29.195	
4	33.488	146.3	53.050		37.791	133.8	165.9	2:04.329		8	Pit Out	134.8	59.858		Pit In		127.8	3:24.009	

94 Gust Haelst, van								Mazda RX3											
lap	Sect-1	Speed	Sect-2	Speed	Sect-3	Speed	TopSpeed	laptime	pit	lap	Sect-1	Speed	Sect-2	Speed	Sect-3	Speed	Topspeed	laptime	pit
1	Pit Out	106.1	1:01.957		42.863	122.6	127.8	2:22.548		6	<u>28.039</u>	176.8	52.216		36.368	126.9	160.7	1:56.623	
2	6:45.941	101.9	1:01.327		42.644	122.6	131.2	8:29.912		7	30.705	159.5	51.057		36.524	125.7	175.3	1:58.286	
3	30.948	148.8	54.632		41.658	124.1	154.1	2:07.238		8	29.305	173.6	52.341		36.726	126.1	174.2	1:58.372	
4	32.247	144.0	52.258		38.481	<u>129.4</u>	170.1	2:02.986		9	28.511	<u>190.5</u>	50.536		36.866	110.6	<u>188.5</u>	1:55.913	
5	28.682	186.9	<u>49.910</u>		<u>36.105</u>	126.9	182.7	<u>1:54.697</u>		10									

99 Roel Schmitz								Porsche 964 RS											
lap	Sect-1	Speed	Sect-2	Speed	Sect-3	Speed	TopSpeed	laptime	pit	lap	Sect-1	Speed	Sect-2	Speed	Sect-3	Speed	Topspeed	laptime	pit
1	Pit Out	111.5	1:02.140		39.133	112.5	125.6	2:22.314		5	29.537	<u>180.0</u>	53.140		Pit In		<u>191.8</u>	2:14.489	
2	7:09.945	119.1	1:00.400		42.138	114.9	129.5	8:52.483		6	Pit Out	142.1	55.663		36.838	<u>122.8</u>	165.4	3:02.054	
3	32.737	149.2	54.597		39.496	114.8	166.7	2:06.830		7	31.327	178.2	54.749		37.251	120.2	178.5	2:03.327	
4	31.457	173.6	52.624		<u>36.633</u>	122.0	184.6	2:00.714		8	<u>29.450</u>	168.8	<u>52.492</u>		36.783	121.5	182.4	<u>1:58.725</u>	



Red Bull Ring Classics

BG Sportpromotion, Red Bull Ring

Colmore YTCC

Laps and Sector Times - Qualifying

9 - 11 June 2023

Red Bull Ring - 4318 mtr.

106 Frank Vessella										Chevrolet Corvette									
lap	Sect-1	Speed	Sect-2	Speed	Sect-3	Speed	TopSpeed	laptime	pit	lap	Sect-1	Speed	Sect-2	Speed	Sect-3	Speed	Topspeed	laptime	pit
1	Pit Out	120.0	59.099		39.323	138.9	116.0	2:10.828		6	27.725	167.4	49.413		34.387	145.3	171.7	1:51.525	
2	<u>27.114</u>	162.9	52.801		Pit In		136.7	6:50.818		7	27.871	166.2	49.433		35.693	145.9	184.6	1:52.997	
3	Pit Out	110.5	57.131		39.847	143.0	155.2	3:26.984		8	27.402	168.0	51.020		36.237	145.3	174.8	1:54.659	
4	1:01.529	139.9	53.712		38.405	143.5	152.1	2:33.646		9	27.750	141.9	54.673		49.998	82.8	169.3	2:12.421	
5	27.537	160.2	51.443		36.667	145.1	166.7	1:55.647		10									

122 Ed van Heusden										Porsche 944									
lap	Sect-1	Speed	Sect-2	Speed	Sect-3	Speed	TopSpeed	laptime	pit	lap	Sect-1	Speed	Sect-2	Speed	Sect-3	Speed	Topspeed	laptime	pit
1	Pit Out	108.7	59.419		38.538	134.5	143.4	2:15.924		4	29.481	151.0	53.204		37.574	134.7	168.2	2:00.259	
2	31.525	132.5	55.995		Pit In		150.0	6:52.743		5	28.984	162.9	50.688		34.892	135.6	184.6	1:54.564	
3	Pit Out	129.8	53.734		40.511	132.9	178.8	3:29.054		6	27.702	158.6	54.636		Pit In		166.9	2:24.462	

126 Pierre Iversen										Ford Escort RS2000									
lap	Sect-1	Speed	Sect-2	Speed	Sect-3	Speed	TopSpeed	laptime	pit	lap	Sect-1	Speed	Sect-2	Speed	Sect-3	Speed	Topspeed	laptime	pit
1	Pit Out	102.5	1:09.650		44.170	112.0	100.4	2:31.812		5	35.396	139.9	56.841		40.273	116.0	150.8	2:12.510	
2	6:51.444	105.2	1:06.633		45.493	109.1	129.5	8:43.570		6	32.978	130.3	59.348		40.194	115.3	156.3	2:12.520	
3	35.254	128.0	1:01.942		41.180	114.9	130.0	2:18.376		7	32.473	144.0	58.373		42.373	109.4	153.6	2:13.219	
4	32.887	137.9	58.877		41.055	114.3	142.7	2:12.819		8	33.499	143.6	59.282		41.477	112.2	151.5	2:14.258	

130 Ruud Poels										Porsche 964RS									
lap	Sect-1	Speed	Sect-2	Speed	Sect-3	Speed	TopSpeed	laptime	pit	lap	Sect-1	Speed	Sect-2	Speed	Sect-3	Speed	Topspeed	laptime	pit
1	Pit Out	111.6	59.736		37.921	113.8	136.0	2:16.522		6	30.981	177.9	52.955		37.664	117.3	177.3	2:01.600	
2	32.140	137.4	55.930		Pit In		161.7	6:49.796		7	31.235	177.9	56.282		40.288	117.7	143.2	2:07.805	
3	Pit Out	133.5	58.447		39.974	117.0	149.8	3:35.906		8	31.945	177.9	54.510		38.269	116.5	177.9	2:04.724	
4	33.337	172.0	55.115		37.834	116.5	162.4	2:06.286		9	31.093	150.0	58.233		42.749	95.5	158.4	2:12.075	
5	31.286	158.4	53.253		38.196	117.9	179.7	2:02.735		10									

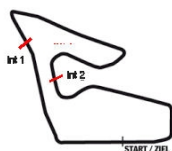
134 Riko Furtbauer										Ford GT40									
lap	Sect-1	Speed	Sect-2	Speed	Sect-3	Speed	TopSpeed	laptime	pit	lap	Sect-1	Speed	Sect-2	Speed	Sect-3	Speed	Topspeed	laptime	pit
1	Pit Out	147.9	50.664		33.834	155.3	161.2	1:51.001		4	25.604	177.9	48.532		33.624	157.1	185.6	1:47.760	
2	26.696	149.8	48.338		33.834	156.8	182.7	1:48.868		5	24.651	166.9	46.560		31.840	157.5	160.7	1:43.051	
3	11:30.109	145.2	50.022		32.543	157.1	168.8	12:52.674		6	24.715	190.1	47.942		Pit In		179.1	2:04.392	

135 Peter Stox										Porsche 964									
lap	Sect-1	Speed	Sect-2	Speed	Sect-3	Speed	TopSpeed	laptime	pit	lap	Sect-1	Speed	Sect-2	Speed	Sect-3	Speed	Topspeed	laptime	pit
1	Pit Out	133.3	55.778		35.604	127.1	143.4	2:03.277		4	27.565	193.5	49.188		34.001	130.7	186.2	1:50.754	
2	27.670	190.5	48.897		34.960	128.8	200.7	1:51.527		5	27.548	190.1	49.310		Pit In		194.9	2:09.965	
3	13:18.843	161.0	51.206		35.706	130.3	176.8	14:45.755		6									

139 Christian Nowak										CN-Cobra									
lap	Sect-1	Speed	Sect-2	Speed	Sect-3	Speed	TopSpeed	laptime	pit	lap	Sect-1	Speed	Sect-2	Speed	Sect-3	Speed	Topspeed	laptime	pit
1	Pit Out	147.5	55.316		34.227	148.6	140.6	2:02.136		6	25.815	176.5	45.920		32.990	152.9	197.8	1:44.725	
2	25.942	172.8	49.330		39.346	153.2	187.8	1:54.618		7	24.552	191.5	44.701		31.495	153.8	208.5	1:40.748	
3	6:25.663	117.3	56.796		40.364	138.5	157.7	8:02.823		8	24.402	164.4	48.965		35.794	154.1	190.8	1:49.161	
4	30.257	147.3	50.852		35.390	153.5	180.6	1:56.499		9	27.552	156.1	50.091		Pit In		180.0	2:09.651	
5	27.440	171.7	48.001		32.718	153.2	198.2	1:48.159		10									

150 Jakob Wunderov										Datsun 240Z									
lap	Sect-1	Speed	Sect-2	Speed	Sect-3	Speed	TopSpeed	laptime	pit	lap	Sect-1	Speed	Sect-2	Speed	Sect-3	Speed	Topspeed	laptime	pit
1	Pit Out	115.4	1:03.015		39.923	120.0	119.7	2:19.212		6	28.866	176.8	51.250		36.714	122.6	184.0	1:56.830	
2	6:45.057	104.0	59.852		40.099	120.0	136.5	8:25.008		7	28.794	168.8	51.689		37.267	123.2	178.5	1:57.750	
3	30.619	149.4	54.587		38.363	120.7	162.4	2:03.569		8	29.778	165.9	52.753		37.259	121.5	169.3	1:59.790	
4	30.279	174.8	52.312		37.379	121.5	170.1	1:59.970		9	29.206	159.1	53.356		37.366	122.0	176.5	1:59.928	
5	29.248	174.2	51.612		37.644	122.0	166.9	1:58.504		10									

151 Martin Wunderov										Datsun 240Z									
lap	Sect-1	Speed	Sect-2	Speed	Sect-3	Speed	TopSpeed	laptime	pit	lap	Sect-1	Speed	Sect-2	Speed	Sect-3	Speed	Topspeed	laptime	pit
1	Pit Out	111.7	1:03.298		41.199	121.8	135.7	2:22.556		6	29.982	168.8	51.211		36.514	125.7	166.7	1:57.707	
2	6:44.385	114.3	1:01.677		43.392	115.8	122.3	8:29.454		7	30.694	155.6	56.431		39.824	119.6	145.0	2:06.949	
3	31.544	146.1	56.311		41.360	121.1	145.6	2:09.215		8	32.485	163.1	54.658		38.404	122.0	158.6	2:05.547	
4	30.326	161.0	54.580		38.376	126.5	153.8	2:03.282		9	30.047	166.9	54.315		39.697	108.5	166.7	2:04.059	
5	30.036	163.4	51.646		37.312	126.3	168.2	1:58.994		10									



Red Bull Ring Classics

BG Sportpromotion, Red Bull Ring

Colmore YTCC

Laps and Sector Times - Qualifying

9 - 11 June 2023

Red Bull Ring - 4318 mtr.

161 Dimitri Galanidis									Porsche 964RS										
lap	Sect-1	Speed	Sect-2	Speed	Sect-3	Speed	TopSpeed	laptime	pit	lap	Sect-1	Speed	Sect-2	Speed	Sect-3	Speed	Topspeed	laptime	pit
1	Pit Out	155.2	55.014		37.123	123.2	163.4	2:02.687		5	29.122	165.1	52.287		36.063	<u>127.3</u>	173.4	1:57.472	
2	30.074	169.3	52.299		43.805	125.9	<u>173.6</u>	2:06.178		6	28.712	179.4	51.653		36.040	<u>127.3</u>	168.5	1:56.405	
3	6:41.953	122.7	1:04.125		42.477	121.1	117.5	8:28.555		7	<u>28.058</u>	<u>190.8</u>	<u>50.406</u>		<u>35.584</u>	126.7	172.5	<u>1:54.048</u>	
4	30.825	151.5	54.438		36.829	126.5	158.1	2:02.092		8	29.218	163.4	56.715		Pit In		153.0	2:22.558	

171 Erich Petrakovits									Ford Capri Turbo Gr5										
lap	Sect-1	Speed	Sect-2	Speed	Sect-3	Speed	TopSpeed	laptime	pit	lap	Sect-1	Speed	Sect-2	Speed	Sect-3	Speed	Topspeed	laptime	pit
1	Pit Out	133.0	56.144		<u>36.367</u>	143.5	143.0	2:03.708		4	33.078	132.4	53.923		36.666	<u>146.7</u>	168.0	2:03.667	
2	<u>8:13.295</u>	103.6	<u>1:09.753</u>		51.665	98.9	115.5	10:14.713		5	29.300	157.9	51.351		36.476	143.5	174.5	<u>1:57.127</u>	
3	36.935	127.8	55.022		36.955	135.8	175.6	2:08.912		6	28.070	160.2	51.928		Pit In		<u>180.3</u>	2:15.688	

176 Ulrich Anderson									Ford Escort MKII										
lap	Sect-1	Speed	Sect-2	Speed	Sect-3	Speed	TopSpeed	laptime	pit	lap	Sect-1	Speed	Sect-2	Speed	Sect-3	Speed	Topspeed	laptime	pit
1	Pit Out	137.6	57.567		36.498	131.8	148.1	2:07.669		5	<u>27.863</u>	<u>182.7</u>	49.730		35.705	<u>134.5</u>	174.8	1:53.298	
2	6:47.268	109.2	1:05.681		45.534	130.7	135.3	8:38.483		6	28.333	<u>183.7</u>	<u>48.890</u>		<u>35.495</u>	133.6	176.5	<u>1:52.718</u>	
3	30.838	134.7	53.573		37.135	131.6	162.2	2:01.546		7	28.937	160.2	50.240		36.688	131.8	<u>182.4</u>	1:55.865	
4	29.231	168.5	51.783		35.689	131.8	159.3	1:56.703		8	37.833	135.3	1:08.421		Pit In		117.6	2:52.923	

177 Tommy Gilmartin									Morgan +8										
lap	Sect-1	Speed	Sect-2	Speed	Sect-3	Speed	TopSpeed	laptime	pit	lap	Sect-1	Speed	Sect-2	Speed	Sect-3	Speed	Topspeed	laptime	pit
1	Pit Out	127.1	1:00.811		42.229	130.0	126.6	2:14.815		6	28.502	<u>176.2</u>	51.730		<u>37.314</u>	<u>137.3</u>	157.2	<u>1:57.546</u>	
2	28.331	163.9	52.896		Pit In		149.4	7:39.547		7	<u>28.222</u>	172.8	<u>51.280</u>		39.970	132.0	<u>172.0</u>	1:59.472	
3	Pit Out	113.1	57.304		39.051	133.3	147.7	2:39.149		8	30.886	153.0	53.539		37.824	134.2	158.8	2:02.249	
4	33.429	154.3	52.126		37.504	134.5	156.3	2:03.059		9	29.125	141.2	54.792		40.240	94.9	160.2	2:04.157	
5	30.886	139.0	53.670		37.674	134.7	155.8	2:02.230		10									

190 Peter Scheefhals									Mercedes Benz 190E Evo 1										
lap	Sect-1	Speed	Sect-2	Speed	Sect-3	Speed	TopSpeed	laptime	pit	lap	Sect-1	Speed	Sect-2	Speed	Sect-3	Speed	Topspeed	laptime	pit
1	Pit Out	110.5	1:01.086		39.088	115.3	140.8	2:18.963		6	31.934	149.8	56.226		37.670	116.5	164.6	2:05.830	
2	32.651	140.3	55.624		Pit In		159.8	6:32.955		7	31.030	<u>151.0</u>	<u>54.742</u>		<u>37.035</u>	<u>118.0</u>	<u>167.7</u>	<u>2:02.807</u>	
3	Pit Out	123.0	1:01.937		42.757	114.9	123.9	3:44.783		8	31.785	149.8	57.498		37.519	116.8	156.1	2:06.802	
4	34.104	131.1	58.281		40.311	113.1	152.1	2:12.696		9	<u>30.955</u>	148.6	54.958		37.376	109.1	166.4	2:03.289	
5	34.661	146.3	55.347		39.667	114.0	161.2	2:09.675		10									

198 Hubert Färber									Shelby GT350 R										
lap	Sect-1	Speed	Sect-2	Speed	Sect-3	Speed	TopSpeed	laptime	pit	lap	Sect-1	Speed	Sect-2	Speed	Sect-3	Speed	Topspeed	laptime	pit
1	Pit Out	160.7	50.719		34.273	148.3	155.4	1:56.541		6	25.374	183.1	<u>46.470</u>		34.239	<u>153.2</u>	188.8	<u>1:46.083</u>	
2	27.365	176.8	49.966		35.524	151.1	165.4	1:52.855		7	<u>25.359</u>	<u>187.2</u>	46.912		<u>33.815</u>	152.0	<u>191.8</u>	1:46.086 D	
3	7:52.623	139.5	53.647		36.338	146.4	159.3	9:22.608		8	25.446	173.9	49.435		35.789	149.7	171.2	1:50.670	
4	31.921	157.7	52.893		38.476	149.4	165.6	2:03.290		9	28.093	156.7	54.532		38.390	146.4	151.5	2:01.015	
5	29.118	135.8	50.293		34.463	151.7	185.2	1:53.874		10	26.814	171.4	47.246		35.313	151.7	183.4	1:49.373	

222 Tommy Olsen									Porsche 911 Carrera RS										
lap	Sect-1	Speed	Sect-2	Speed	Sect-3	Speed	TopSpeed	laptime	pit	lap	Sect-1	Speed	Sect-2	Speed	Sect-3	Speed	Topspeed	laptime	pit
1	Pit Out	130.0	1:01.991		41.346	112.7	145.4	2:18.566		5	31.959	<u>161.0</u>	57.362		39.701	112.2	163.6	2:09.022	
2	8:30.394	128.4	1:00.361		41.327	111.9	153.0	10:12.082		6	32.461	154.3	55.101		<u>38.862</u>	111.9	<u>169.5</u>	2:06.424	
3	32.952	153.4	57.755		39.563	112.8	137.9	2:10.270		7	31.757	146.3	56.612		Pit In		157.4	2:28.922	
4	<u>31.318</u>	156.5	<u>54.685</u>		39.558	<u>113.3</u>	166.2	<u>2:05.561</u>		8									

491 Poul Erik Dam Larsen									Ford Escort TC 1600										
lap	Sect-1	Speed	Sect-2	Speed	Sect-3	Speed	TopSpeed	laptime	pit	lap	Sect-1	Speed	Sect-2	Speed	Sect-3	Speed	Topspeed	laptime	pit
1	Pit Out	118.3	1:06.253		44.976	102.6	129.3	2:28.907		5	<u>32.696</u>	162.4	<u>53.959</u>		40.404	108.8	170.9	2:07.059	
2	6:52.615	106.4	1:07.528		46.680	105.0	122.9	8:46.823		6	32.769	149.0	56.841		38.353	110.6	146.7	2:07.963	
3	35.302	144.0	57.451		41.967	106.5	163.1	2:14.720		7	33.394	166.2	56.364		39.145	110.0	166.7	2:08.903	
4	34.102	160.5	55.665		39.149	109.5	168.5	2:08.916		8	33.234	<u>166.9</u>	55.531		<u>38.153</u>	<u>111.1</u>	<u>172.2</u>	<u>2:06.918</u>	

635 Mathijs Bakker									BMW 635 Csi										
lap	Sect-1	Speed	Sect-2	Speed	Sect-3	Speed	TopSpeed	laptime	pit	lap	Sect-1	Speed	Sect-2	Speed	Sect-3	Speed	Topspeed	laptime	pit
1								8:44.851		4								1:57.737	
2								2:07.332		5								<u>1:56.899</u>	
3								1:59.682		6									