



Red Bull Ring Classics

BG Sportpromotion, Red Bull Ring

CanAm+ Sportcars/TW Golden Ära

9 - 11 June 2023

Laps and Sector Times - Race 2

Red Bull Ring - 4318 mtr.

2 Peter Schleifer										Norma LMP1									
lap	Sect-1	Speed	Sect-2	Speed	Sect-3	Speed	TopSpeed	laptime	pit	lap	Sect-1	Speed	Sect-2	Speed	Sect-3	Speed	Topspeed	laptime	pit
1	27.387	170.6	48.813		34.561	149.2	193.5	1:50.761		10	28.762	163.9	55.473		39.729	140.7	139.5	2:03.964	
2	25.446	<u>190.1</u>	47.026		<u>32.373</u>	151.7	187.5	1:44.845		11	26.099	165.6	47.530		33.668	148.0	184.9	1:47.297	
3	25.387	182.1	46.374		33.509	147.8	192.9	1:45.270		12	25.446	184.6	46.106		32.954	<u>155.9</u>	<u>194.9</u>	1:44.506	
4	25.564	188.8	47.120		33.192	149.2	182.1	1:45.876		13	25.052	188.2	<u>45.929</u>		32.401	151.1	185.2	<u>1:43.382</u>	
5	25.930	168.0	48.144		33.670	148.0	180.6	1:47.744		14	<u>24.929</u>	188.5	46.561		34.020	149.7	184.0	1:45.510	
6	25.699	180.6	48.369		32.862	145.9	181.5	1:46.930		15	25.255	180.3	46.796		33.691	155.3	183.1	1:45.742	
7	26.030	180.6	51.494		48.565	106.7	186.5	2:06.089		16	26.474	166.2	47.988		33.491	154.1	168.2	1:47.953	
8	34.710	138.5	57.177		42.006	107.0	139.2	2:13.893		17	25.775	153.2	48.188		33.270	149.2	160.0	1:47.233	
9	33.969	154.7	55.926		38.946	138.0	147.7	2:08.841		18									

3 Ronny Scheer										Ford Capri Turbo D&W									
lap	Sect-1	Speed	Sect-2	Speed	Sect-3	Speed	TopSpeed	laptime	pit	lap	Sect-1	Speed	Sect-2	Speed	Sect-3	Speed	Topspeed	laptime	pit
1	28.598	197.1	46.184		32.597	<u>142.4</u>	214.7	1:47.379		10	42.395	104.3	59.884		37.365	118.0	136.0	2:19.644	
2	24.760	192.5	44.435		31.029	141.2	220.4	1:40.224		11	27.281	196.0	44.369		33.344	140.7	218.2	1:44.994	
3	24.872	201.5	44.360		31.469	138.5	220.0	1:40.701		12	25.001	191.5	44.370		32.574	138.2	209.7	1:41.945	
4	<u>24.741</u>	195.3	44.490		30.950	140.4	218.6	<u>1:40.181</u>		13	25.189	196.4	45.635		32.481	139.4	213.0	1:43.305	
5	25.043	195.7	44.516		30.871	139.7	216.9	1:40.430		14	25.157	204.9	44.718		32.562	139.4	216.9	1:42.437	
6	25.042	206.1	44.673		<u>30.681</u>	140.9	210.5	1:40.396		15	24.977	198.9	44.814		32.929	140.4	202.6	1:42.720	
7	24.936	191.2	44.932		38.157	91.5	<u>222.2</u>	1:48.025		16	25.767	194.2	44.654		31.857	139.7	212.6	1:42.278	
8	40.547	125.7	56.558		47.941	64.9	136.0	2:25.046		17	25.149	<u>206.5</u>	<u>44.032</u>		32.013	138.7	216.9	1:41.194	
9	37.669	136.0	58.376		47.513	93.3	129.7	2:23.558		18	25.411	199.3	44.965		32.611	137.3	202.2	1:42.987	

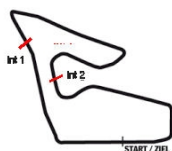
5 Markus Reich										Audi A4 STW									
lap	Sect-1	Speed	Sect-2	Speed	Sect-3	Speed	TopSpeed	laptime	pit	lap	Sect-1	Speed	Sect-2	Speed	Sect-3	Speed	Topspeed	laptime	pit
1	29.556	183.7	49.953		34.461	126.9	193.9	1:53.970		10	29.336	170.9	53.434		36.800	124.7	158.1	1:59.570	
2	27.770	197.4	47.649		33.677	126.1	196.7	1:49.096		11	27.252	192.5	47.896		36.637	123.9	197.1	1:51.785	
3	27.208	196.7	46.692		33.260	127.1	198.9	1:47.160		12	27.191	195.3	<u>45.958</u>		33.731	124.5	198.5	1:46.880	
4	26.772	198.9	46.610		33.140	126.3	198.9	1:46.522		13	26.985	196.7	46.550		33.107	<u>129.0</u>	198.9	1:46.642	
5	26.676	198.9	46.749		32.528	127.3	198.2	1:45.953		14	27.319	194.6	46.607		33.316	127.1	198.9	1:47.242	
6	<u>26.656</u>	198.9	46.350		<u>32.431</u>	127.7	199.3	<u>1:45.437</u>		15	27.916	196.0	46.980		33.444	127.5	198.2	1:48.340	
7	26.814	<u>199.3</u>	53.238		48.769	99.9	<u>200.4</u>	2:08.821		16	27.739	196.4	47.033		33.860	126.9	190.8	1:48.632	
8	30.642	174.8	51.851		42.906	109.8	166.2	2:05.399		17	27.554	194.9	54.804		39.171	99.0	198.5	2:01.529	
9	32.338	150.2	56.037		39.911	122.0	161.2	2:08.286		18									

8 Stefan Rupp										Audi A4 DTM									
lap	Sect-1	Speed	Sect-2	Speed	Sect-3	Speed	TopSpeed	laptime	pit	lap	Sect-1	Speed	Sect-2	Speed	Sect-3	Speed	Topspeed	laptime	pit
1	26.737	204.5	43.377		29.289	150.0	233.8	1:39.403		10	45.169	88.8	1:06.474		41.807	128.2	105.0	2:33.450	
2	23.769	235.8	42.819		29.827	149.2	234.3	1:36.415		11	24.738	235.3	42.727		30.951	148.3	234.3	1:38.416	
3	24.548	226.9	42.934		29.920	150.6	232.8	1:37.402		12	23.829	228.3	42.099		30.764	150.6	236.3	1:36.692	
4	24.123	230.3	42.490		29.341	150.0	232.8	1:35.954		13	23.719	232.3	<u>41.981</u>		30.692	150.3	234.8	1:36.392	
5	<u>23.348</u>	<u>236.3</u>	42.465		<u>29.109</u>	150.9	234.3	<u>1:34.922</u>		14	24.301	235.3	42.296		30.478	150.9	233.8	1:37.075	
6	24.257	209.3	42.540		29.253	151.1	235.8	1:36.050		15	24.383	229.8	42.884		29.903	150.0	<u>236.8</u>	1:37.170	
7	23.674	228.3	42.631		33.307	150.3	235.3	1:39.612		16	23.891	231.3	42.661		29.952	<u>151.4</u>	<u>236.8</u>	1:36.504	
8	24.014	210.5	47.701		42.185	61.6	185.9	1:53.900		17	23.941	204.2	43.722		31.305	<u>148.6</u>	231.3	1:38.968	
9	44.397	82.9	1:09.052		55.064	75.5	101.0	2:48.513		18	23.903	215.1	43.894		31.232	148.9	221.8	1:39.029	

13 Nico Ulmer										Volkswagen Lupo BTC /DTC 1600									
lap	Sect-1	Speed	Sect-2	Speed	Sect-3	Speed	TopSpeed	laptime	pit	lap	Sect-1	Speed	Sect-2	Speed	Sect-3	Speed	Topspeed	laptime	pit
1	32.156	161.0	52.960		35.953	117.0	177.9	2:01.069		9	42.389	103.7	59.689		38.125	117.3	133.0	2:20.203	
2	29.525	173.6	51.377		36.375	114.6	175.9	1:57.277		10	29.451	164.9	52.009		38.119	117.3	180.9	1:59.579	
3	29.776	173.9	52.295		<u>35.908</u>	116.0	171.2	1:57.979		11	29.760	168.0	51.401		37.167	115.6	181.5	1:58.328	
4	29.592	175.3	51.676		35.968	117.3	175.3	1:57.236		12	29.281	177.6	50.880		36.577	116.6	<u>182.4</u>	1:56.738	
5	29.281	<u>180.3</u>	51.274		35.930	117.2	174.5	1:56.485		13	29.563	168.2	51.213		36.380	116.1	182.1	1:57.156	
6	29.359	178.8	<u>50.865</u>		41.856	96.5	180.3	2:02.080		14	29.670	173.4	51.935		37.057	114.8	175.9	1:58.662	
7	39.764	139.0	57.689		47.336	79.4	147.9	2:24.789		15	29.563	167.2	52.242		38.712	114.5	172.8	2:00.517	
8	36.649	148.1	59.433		48.033	99.2	123.4	2:24.115		16	<u>29.045</u>	170.9	51.198		36.081	<u>117.7</u>	158.1	<u>1:56.324</u>	

16 Giovanni Buganza										Chevron B16									
lap	Sect-1	Speed	Sect-2	Speed	Sect-3	Speed	TopSpeed	laptime	pit	lap	Sect-1	Speed	Sect-2	Speed	Sect-3	Speed	Topspeed	laptime	pit
1	31.443	165.9	50.686		34.368	127.7	188.5	1:56.497		10	29.564	165.1	53.552		39.331	125.9	165.1	2:02.447	
2	27.839	198.5	47.045		33.124	127.7	197.1	1:48.008		11	27.873	197.1	47.874		35.968	125.3	201.5	1:51.715	
3	27.269	197.4	46.607		32.797	127.7	198.9	1:46.673		12	27.272	200.0	46.891		33.981	128.2	201.5	1:48.144	
4	27.084	198.9	46.585		32.814	127.5	199.3	1:46.483		13	<u>26.755</u>	200.4	<u>46.347</u>		33.586	128.2	201.1	1:46.688	
5	27.009	199.6	46.602		32.733	128.2	198.5	1:46.344		14	26.863	<u>200.7</u>	47.438		33.449	126.7	184.0	1:47.750	
6	26.873	199.3	46.486		<u>32.715</u>	128.2	197.8	<u>1:46.074</u>		15	26.794	194.9	46.870		33.876	128.4	201.5	1:47.540	





Red Bull Ring Classics

BG Sportpromotion, Red Bull Ring

CanAm+ Sportcars/TW Golden Ära

9 - 11 June 2023

Laps and Sector Times - Race 2

Red Bull Ring - 4318 mtr.

7	27.112	199.3	53.540	48.691	97.9	198.2	2:09.343	16	27.038	199.3	46.523	33.515	<u>129.2</u>	<u>201.9</u>	1:47.076
8	30.822	171.4	51.463	43.330	112.0	165.9	2:05.615	17	27.074	199.6	56.647	39.271	105.5	201.1	2:02.992
9	32.243	147.5	56.103	39.559	122.8	165.6	2:07.905	18							

26 Peter Zysset									Opel Astra DTC										
lap	Sect-1	Speed	Sect-2	Speed	Sect-3	Speed	TopSpeed	laptime	pit	lap	Sect-1	Speed	Sect-2	Speed	Sect-3	Speed	Topspeed	laptime	pit
1	31.830	162.4	53.480		36.861	113.1	165.1	2:02.171		9	42.495	106.5	59.932		37.524	113.1	136.9	2:19.951	
2	29.890	172.2	51.455		36.468	113.0	170.1	1:57.813		10	31.374	170.9	52.988		36.145	114.9	162.7	2:00.507	
3	30.089	172.8	51.729		36.750	112.0	165.9	1:58.568		11	29.848	167.2	51.093		36.752	115.8	174.5	1:57.693	
4	29.952	174.8	51.280		<u>35.170</u>	<u>116.3</u>	173.4	<u>1:56.402</u>		12	<u>29.729</u>	172.5	51.124		36.146	113.8	168.5	1:56.999	
5	29.783	<u>175.6</u>	52.471		35.327	116.1	162.4	1:57.581		13	30.065	173.1	50.701		36.198	111.7	167.4	1:56.964	
6	30.038	170.9	51.270		39.316	91.3	161.4	2:00.624		14	30.266	169.3	51.274		36.486	115.1	169.8	1:58.026	
7	40.680	125.6	56.537		48.018	64.8	135.0	2:25.235		15	30.077	164.9	51.496		36.529	114.9	153.8	1:58.102	
8	37.162	144.6	58.597		47.653	94.3	131.4	2:23.412		16	29.947	175.0	<u>50.367</u>		36.334	113.5	<u>176.8</u>	1:56.648	

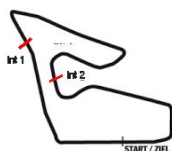
30 Josef Schiedlbauer									Porsche 911 Carrera 3.0										
lap	Sect-1	Speed	Sect-2	Speed	Sect-3	Speed	TopSpeed	laptime	pit	lap	Sect-1	Speed	Sect-2	Speed	Sect-3	Speed	Topspeed	laptime	pit
1	34.635	126.3	56.845		37.379	<u>119.5</u>	147.9	2:08.859		9	42.421	101.8	1:00.484		41.726	107.5	120.1	2:24.631	
2	29.615	172.2	52.101		37.191	118.7	177.0	1:58.907		10	32.452	163.9	53.139		41.085	117.7	167.7	2:06.676	
3	29.411	175.0	<u>51.937</u>		<u>36.806</u>	<u>119.5</u>	176.5	<u>1:58.154</u>		11	30.155	179.4	53.000		40.523	117.7	170.1	2:03.678	
4	<u>29.362</u>	174.8	51.986		37.100	119.3	<u>181.5</u>	1:58.448		12	34.355	165.9	54.247		40.900	115.5	172.2	2:09.502	
5	29.517	172.2	53.361		36.970	<u>119.5</u>	180.6	1:59.848		13	30.607	<u>180.6</u>	57.657		39.633	115.5	110.2	2:07.897	
6	30.499	172.0	52.146		43.364	87.1	177.6	2:06.609		14	31.280	170.1	52.326		38.735	117.7	173.9	2:02.341	
7	36.134	151.0	55.601		45.011	80.5	147.1	2:16.746		15	30.407	138.5	56.023		41.583	103.0	154.7	2:08.013	
8	36.422	130.6	57.768		46.634	101.3	149.0	2:20.824		16									

37 Günter Schmidt									Porsche 911 SC/RS										
lap	Sect-1	Speed	Sect-2	Speed	Sect-3	Speed	TopSpeed	laptime	pit	lap	Sect-1	Speed	Sect-2	Speed	Sect-3	Speed	Topspeed	laptime	pit
1	30.486	179.7	50.476		34.813	125.3	180.9	1:55.775		9	45.453	89.7	1:05.769		42.145	123.6	127.8	2:33.367	
2	28.086	196.4	51.456		35.642	124.7	180.9	1:55.184		10	27.890	190.8	48.922		35.981	126.1	<u>200.7</u>	1:52.793	
3	27.914	196.4	49.698		34.838	125.5	190.5	1:52.450		11	27.597	<u>201.1</u>	<u>48.436</u>		36.062	125.7	199.3	1:52.095	
4	27.533	199.3	49.152		<u>34.755</u>	125.5	198.2	<u>1:51.440</u>		12	27.496	198.9	49.481		35.731	<u>126.7</u>	190.1	1:52.708	
5	27.791	200.0	49.434		35.021	125.5	196.7	1:52.246		13	27.580	197.4	49.069		35.633	126.5	<u>200.7</u>	1:52.282	
6	27.983	199.6	49.354		40.289	119.6	198.9	1:57.626		14	27.710	199.3	49.051		35.702	125.5	196.4	1:52.463	
7	29.583	151.9	54.066		39.896	114.1	156.7	2:03.545		15	27.909	183.7	49.534		36.205	<u>126.7</u>	198.2	1:53.648	
8	36.442	120.5	1:04.890		55.652	72.9	106.2	2:36.984		16	<u>27.101</u>	198.5	48.774		35.759	125.1	198.2	1:51.634	

47 Francesco Tessaro									Fiat Abarth 1000 TCR										
lap	Sect-1	Speed	Sect-2	Speed	Sect-3	Speed	TopSpeed	laptime	pit	lap	Sect-1	Speed	Sect-2	Speed	Sect-3	Speed	Topspeed	laptime	pit
1	Pit Out	112.9	1:04.280		42.986	88.5	120.1	2:24.249		8	42.714	102.4	1:00.705		42.411	98.5	130.1	2:25.830	
2	37.726	132.5	1:01.125		43.919	90.0	136.9	2:22.770		9	34.028	146.5	55.219		39.609	101.3	154.9	2:08.856	
3	36.891	139.9	59.872		40.689	96.7	137.2	2:17.452		10	34.216	142.1	56.018		39.169	102.7	151.9	2:09.403	
4	35.180	139.5	58.591		39.418	98.3	144.4	2:13.189		11	33.821	143.4	55.581		38.667	102.3	152.3	2:08.069	
5	34.971	143.0	57.372		44.194	99.1	150.0	2:16.537		12	38.176	140.1	55.768		38.956	102.3	154.7	2:12.900	
6	34.202	145.7	55.236		41.926	100.4	154.1	2:11.364		13	<u>33.584</u>	144.2	55.716		<u>38.532</u>	<u>103.4</u>	<u>157.0</u>	2:07.832	
7	37.236	129.3	57.123		46.280	100.0	151.3	2:20.639		14	33.910	<u>147.5</u>	<u>55.016</u>		38.797	98.1	153.4	<u>2:07.723</u>	

48 Bas Jansen									BMW M3 E30										
lap	Sect-1	Speed	Sect-2	Speed	Sect-3	Speed	TopSpeed	laptime	pit	lap	Sect-1	Speed	Sect-2	Speed	Sect-3	Speed	Topspeed	laptime	pit
1	Pit Out	166.9	50.349		33.981	126.9	180.6	1:52.037		9	28.158	190.8	48.153		34.177	126.7	194.2	1:50.488	
2	28.423	191.2	48.537		33.838	123.6	193.5	1:50.798		10	27.400	191.8	47.490		34.089	126.7	196.0	1:48.979	
3	27.950	194.2	49.417		<u>33.531</u>	125.3	185.6	1:50.898		11	27.334	<u>197.8</u>	<u>46.982</u>		34.474	125.9	197.8	1:48.797	
4	27.755	191.8	49.399		34.823	125.3	189.8	1:51.977		12	28.949	192.2	47.335		33.619	127.1	197.1	1:49.903	
5	28.234	195.7	48.258		37.121	123.2	191.8	1:53.613		13	<u>27.132</u>	193.9	47.277		34.388	<u>128.2</u>	198.2	1:48.797	
6	27.992	188.2	53.155		41.844	78.7	162.2	2:02.991		14	27.442	193.5	47.472		33.696	126.3	<u>199.3</u>	1:48.610	
7	39.995	115.1	1:05.046		55.642	73.3	109.6	2:40.683		15	27.777	196.7	47.198		33.673	125.7	196.7	1:48.648	
8	45.543	90.0	1:05.748		41.661	122.4	134.0	2:32.952		16	27.283	197.4	47.119		33.698	111.5	197.1	<u>1:48.100</u>	

49 Philipp Kennewell									BMW M3 DTM E30 (ex Kalaschek)										
lap	Sect-1	Speed	Sect-2	Speed	Sect-3	Speed	TopSpeed	laptime	pit	lap	Sect-1	Speed	Sect-2	Speed	Sect-3	Speed	Topspeed	laptime	pit
1	31.242	164.9	50.283		34.747	127.1	172.8	1:56.272		9	45.714	84.1	1:05.491		41.985	126.7	129.0	2:33.190	
2	27.816	180.6	49.301		34.588	128.2	182.4	1:51.705		10	28.125	177.3	48.893		35.678	<u>128.8</u>	186.9	1:52.696	
3	<u>27.553</u>	<u>191.2</u>	49.487		34.584	127.7	183.1	1:51.624		11	27.716	183.7	<u>48.381</u>		36.111	127.7	<u>192.2</u>	1:52.208	
4	27.719	177.6	50.573		<u>33.811</u>	128.4	173.6	1:52.103		12	28.064	183.7	48.822		35.750	127.5	190.8	1:52.636	
5	27.723	184.0	49.216		34.764	128.6	185.6	1:51.703		13	27.841	186.9	48.751		35.571	127.9	184.9	1:52.163	
6	28.458	177.6	48.790		40.969	124.1	190.8	1:58.217		14	27.987	181.5	48.788		35.815	127.3	189.5	1:52.590	
7	29.070	149.0	53.804		40.142	120.0	153.0	2:03.016		15	28.186	175.6	49.492		35.921	127.9	187.5	1:53.599	



Red Bull Ring Classics

BG Sportpromotion, Red Bull Ring

CanAm+ Sportcars/TW Golden Ära

9 - 11 June 2023

Laps and Sector Times - Race 2

Red Bull Ring - 4318 mtr.

8	36.580	111.2	1:04.810	55.625	68.7	113.3	2:37.015	16	27.701	178.8	48.473	35.287	126.3	189.8	1:51.461
---	--------	-------	----------	--------	------	-------	----------	----	--------	-------	--------	--------	-------	-------	----------

54 Leonard Batenburg									BMW M3 Gr. A										
lap	Sect-1	Speed	Sect-2	Speed	Sect-3	Speed	TopSpeed	laptime	pit	lap	Sect-1	Speed	Sect-2	Speed	Sect-3	Speed	Topspeed	laptime	pit
1	Pit Out	164.6	49.281		32.685	128.2	184.6	1:50.100		10	29.495	161.4	53.129		34.444	128.6	156.1	1:57.068	
2	26.947	199.3	46.817		32.816	129.6	200.7	1:46.580		11	26.697	188.2	47.041		33.501	129.8	203.8	1:47.239	
3	26.709	199.3	47.150		32.759	128.2	201.1	1:46.618		12	26.690	200.4	46.182		32.829	129.8	202.6	1:45.701	
4	26.877	200.0	46.534		<u>32.061</u>	<u>132.0</u>	201.5	1:45.472		13	26.415	201.9	47.027		33.090	129.6	200.7	1:46.532	
5	26.906	201.5	46.335		32.205	129.8	201.1	1:45.446		14	26.531	202.2	<u>46.104</u>		33.352	126.9	203.0	1:45.987	
6	<u>26.177</u>	<u>204.5</u>	46.195		32.452	127.5	201.9	<u>1:44.824</u>		15	27.684	203.0	46.310		34.649	128.4	201.9	1:48.643	
7	27.312	202.2	51.664		48.167	118.4	184.0	2:07.143		16	26.894	202.2	46.309		33.768	129.8	<u>204.2</u>	1:46.971	
8	30.822	153.2	50.232		41.703	106.5	194.9	2:02.757		17	26.602	198.5	46.523		32.982	130.5	200.4	1:46.107	
9	32.533	137.6	55.894		39.800	120.0	161.2	2:08.227		18									

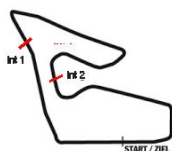
73 Wolfgang Kaupp									Opel Kadett C										
lap	Sect-1	Speed	Sect-2	Speed	Sect-3	Speed	TopSpeed	laptime	pit	lap	Sect-1	Speed	Sect-2	Speed	Sect-3	Speed	Topspeed	laptime	pit
1	30.063	158.6	49.842		34.431	131.3	181.2	1:54.336		10	28.660	185.6	47.926		34.746	128.6	192.5	1:51.332	
2	27.413	177.0	50.605		35.401	127.7	177.0	1:53.419		11	27.245	184.9	47.638		34.119	129.4	197.1	1:49.002	
3	27.621	<u>198.5</u>	48.202		33.711	129.6	184.9	1:49.534		12	27.036	191.5	47.403		34.501	127.5	193.5	1:48.940	
4	27.114	184.3	48.520		33.747	128.6	187.8	1:49.381		13	28.276	187.8	47.471		34.074	130.3	184.6	1:49.821	
5	27.227	182.1	48.297		34.111	126.5	188.2	1:49.635		14	26.977	193.5	<u>47.207</u>		34.661	130.9	<u>202.6</u>	1:48.845	
6	27.267	195.3	48.141		37.692	126.5	191.5	1:53.100		15	27.280	189.8	47.411		34.197	125.7	192.9	1:48.888	
7	27.997	178.2	51.126		42.093	66.1	163.1	2:01.216		16	27.818	193.9	48.126		<u>33.554</u>	<u>131.6</u>	191.2	1:49.498	
8	44.243	97.1	1:09.434		53.785	96.2	99.5	2:47.462		17	<u>26.720</u>	188.8	48.063		33.978	128.6	188.8	<u>1:48.761</u>	
9	46.393	92.9	1:06.564		41.903	124.7	105.2	2:34.860		18									

75 Albrecht Kamenzin									BMW 325										
lap	Sect-1	Speed	Sect-2	Speed	Sect-3	Speed	TopSpeed	laptime	pit	lap	Sect-1	Speed	Sect-2	Speed	Sect-3	Speed	Topspeed	laptime	pit
1	31.823	156.5	53.525		36.299	120.9	167.7	2:01.647		9	43.022	103.9	59.280		38.495	115.8	128.7	2:20.797	
2	29.884	179.1	51.915		36.291	118.0	180.0	1:58.090		10	29.118	170.6	52.281		39.025	117.7	164.9	2:00.424	
3	29.999	176.5	52.066		36.179	120.5	170.9	1:58.244		11	29.488	<u>183.1</u>	50.985		37.293	<u>122.0</u>	185.9	1:57.766	
4	29.199	180.3	51.022		<u>35.763</u>	121.1	179.7	<u>1:55.984</u>		12	29.075	180.3	51.055		36.591	121.5	169.0	1:56.721	
5	28.786	182.1	51.830		35.789	121.7	177.6	1:56.405		13	29.771	178.8	51.089		36.847	119.5	175.0	1:57.707	
6	<u>28.779</u>	176.2	51.271		41.496	81.6	169.0	2:01.546		14	29.517	173.6	51.784		36.296	120.0	176.8	1:57.597	
7	41.619	132.4	56.578		46.903	77.0	146.1	2:25.100		15	29.063	167.7	52.554		36.397	120.7	165.1	1:58.014	
8	37.573	158.4	58.983		47.236	101.4	137.9	2:23.792		16	29.038	180.0	<u>50.860</u>		36.656	120.4	<u>186.2</u>	1:56.554	

80 Peter Mücke									Ford Zakspeed Capri Turbo										
lap	Sect-1	Speed	Sect-2	Speed	Sect-3	Speed	TopSpeed	laptime	pit	lap	Sect-1	Speed	Sect-2	Speed	Sect-3	Speed	Topspeed	laptime	pit
1	28.402	195.7	45.389		31.700	141.4	216.0	1:45.491		10	42.493	106.1	59.269		35.761	<u>145.1</u>	119.9	2:17.523	
2	25.175	212.2	44.833		30.898	140.4	220.4	1:40.906		11	24.923	222.2	43.846		32.220	140.2	<u>221.3</u>	1:40.989	
3	25.235	222.7	43.757		31.148	140.7	220.0	1:40.140		12	25.885	220.0	44.725		32.831	139.9	198.5	1:43.441	
4	24.933		43.935		31.377	132.2	217.7	1:40.245		13	<u>24.772</u>	217.7	44.916		31.680	140.9	220.9	1:41.368	
5	25.231	219.1	44.105		<u>30.846</u>	138.7	217.7	1:40.182		14	25.217	220.9	44.366		31.351	138.9	219.1	1:40.934	
6	24.994	222.7	<u>43.601</u>		30.864	140.9	216.9	<u>1:39.459</u>		15	25.284	220.0	44.836		31.665	140.2	215.1	1:41.785	
7	25.377	216.4	44.521		37.631	90.5	210.9	1:47.529		16	25.058	<u>223.1</u>	43.857		31.377	140.4	220.9	1:40.292	
8	38.512	159.1	56.945		49.482	83.2	140.8	2:24.939		17	24.847	218.6	44.946		31.738	134.5	217.7	1:41.531	
9	34.487	144.0	1:01.931		47.947	95.1	117.0	2:24.365		18	29.801	186.9	49.795		33.558	132.7	197.4	1:53.154	

84 Reinier van Abbe									BMW 325i										
lap	Sect-1	Speed	Sect-2	Speed	Sect-3	Speed	TopSpeed	laptime	pit	lap	Sect-1	Speed	Sect-2	Speed	Sect-3	Speed	Topspeed	laptime	pit
1	30.121	182.4	50.290		34.810	123.0	184.0	1:55.221		9	45.946	85.6	1:05.429		42.118	120.4	127.4	2:33.493	
2	28.698	183.7	49.969		34.724		180.3	1:53.391		10	28.973	176.8	50.030		35.834		188.5	1:54.837	
3	28.360	188.5	49.541		<u>34.311</u>	124.1		<u>1:52.212</u>		11	28.453	184.3	49.730		35.591	122.0		1:53.774	
4	<u>28.282</u>	182.7	49.440		34.675		167.7	1:52.397		12	28.366	<u>193.9</u>	50.150		34.663	122.4	184.6	1:53.179	
5	28.547	188.8	49.288		34.619	123.0	<u>197.1</u>	1:52.454		13	28.491	185.6	49.585		35.843	123.2	185.2	1:53.919	
6	28.562	187.2	49.675		38.727			1:56.964		14	28.676	187.8	<u>49.228</u>		34.678		189.5	1:52.582	
7	29.890	165.9	52.044		40.972	115.3	159.1	2:02.906		15	30.773	174.5	49.717		34.817	<u>124.5</u>	188.5	1:55.307	
8	35.659	107.6	1:04.888		55.545	72.1	111.6	2:36.092		16	28.519	160.2	50.315		34.940	121.1	183.7	1:53.774	

99 Thomas Wandel									Audi 200										
lap	Sect-1	Speed	Sect-2	Speed	Sect-3	Speed	TopSpeed	laptime	pit	lap	Sect-1	Speed	Sect-2	Speed	Sect-3	Speed	Topspeed	laptime	pit
1	28.790	178.2	47.628		33.534	138.9	191.2	1:49.952		10	28.976	155.8	53.924		39.703	133.8	145.9	2:02.603	
2	25.805	173.1	47.239		33.588	139.7	184.6	1:46.632		11	26.690	170.9	47.709		36.097	131.6	171.7	1:50.496	
3	26.040	175.6	47.831		33.821	139.2	187.5	1:47.692		12	27.323	172.0	46.926		34.707	136.3	189.8	1:48.956	
4	25.690	<u>182.4</u>	<u>46.830</u>		33.067	139.2	<u>193.5</u>	<u>1:45.587</u>		13	25.841	181.5	46.897		34.304	137.5	182.1	1:47.042	
5	25.702	177.9	47.194		33.029	141.7	185.6	1:45.925		14	26.105	176.8	47.077		34.085	135.4	182.7	1:47.267	



Red Bull Ring Classics

BG Sportpromotion, Red Bull Ring

CanAm+ Sportcars/TW Golden Ära

9 - 11 June 2023

Laps and Sector Times - Race 2

Red Bull Ring - 4318 mtr.

6	<u>25.561</u>	171.2	47.469	<u>32.839</u>	<u>141.9</u>	183.1	1:45.869	15	26.178	180.3	46.846	34.522	136.1	187.2	1:47.546
7	25.700	168.2	51.997	47.915	107.9	186.2	2:05.612	16	26.332	161.7	47.750	35.346	136.3	187.2	1:49.428
8	34.269	136.0	56.625	42.561	110.8	151.0	2:13.455	17	26.201	176.8	48.346	35.027	121.7	180.3	1:49.574
9	33.466	144.2	55.778	39.915	128.8	149.4	2:09.159	18							

310 Georg Hallau									Lola T310								
lap	Sect-1	Speed	Sect-2	Speed	Sect-3	Speed	TopSpeed	laptime pit	lap	Sect-1	Speed	Sect-2	Speed	Sect-3	Speed	Topspeed	laptime pit
1	24.541	228.3	42.203		29.658	165.3	214.3	1:36.402	10	46.105	96.9	1:07.050		40.568	158.1	108.5	2:33.723
2	22.556	224.5	42.248		29.558	164.3	233.3	1:34.362	11	23.112	218.6	43.780		33.153	161.3	192.9	1:40.045
3	22.449	<u>241.1</u>	42.432		29.430	163.6	225.9	1:34.311	12	23.197	218.6	42.330		31.403	166.4	231.3	1:36.930
4	22.635	235.8	42.469		29.382	165.3	232.8	1:34.486	13	22.576	225.5	41.917		31.156	167.4	<u>237.4</u>	1:35.649
5	22.764	234.8	42.507		30.142	167.4	213.9	1:35.413	14	23.529	228.8	42.660		30.516	166.4	219.1	1:36.705
6	22.444	233.8	<u>41.581</u>		29.216	165.0	235.3	<u>1:33.241</u>	15	22.677	225.0	42.239		30.289	<u>168.5</u>	225.5	1:35.205
7	<u>22.123</u>	226.4	42.205		<u>29.175</u>	167.4	223.1	1:33.503	16	22.641	227.8	42.671		31.465	<u>168.5</u>	228.8	1:36.777
8	22.259	227.8	49.530		59.156	73.5	225.5	2:10.945	17	22.606	213.0	43.607		30.321	167.8	223.6	1:36.534
9	44.803	98.9	1:09.938		53.596	89.8	101.7	2:48.337	18	23.223	164.4	44.879		31.293	160.0	204.5	1:39.395

666 Reiner Zimmermann									Opel Manta B								
lap	Sect-1	Speed	Sect-2	Speed	Sect-3	Speed	TopSpeed	laptime pit	lap	Sect-1	Speed	Sect-2	Speed	Sect-3	Speed	Topspeed	laptime pit
1	29.274	180.9	48.789		34.390	129.0	186.9	1:52.453	4	<u>27.097</u>	191.8	47.687		<u>33.469</u>	<u>129.8</u>	195.3	<u>1:48.253</u>
2	27.262	185.6	49.545		33.626	128.2	178.2	1:50.433	5	27.550	192.9	48.322		33.543	128.8	188.8	1:49.415
3	27.649	197.4	<u>47.682</u>		33.708	126.7	188.5	1:49.039	6								

687 Axel Pilz									McLaren M6B								
lap	Sect-1	Speed	Sect-2	Speed	Sect-3	Speed	TopSpeed	laptime pit	lap	Sect-1	Speed	Sect-2	Speed	Sect-3	Speed	Topspeed	laptime pit
1	25.119	214.7	<u>42.931</u>		30.529	158.4	201.9	1:38.579	10	42.215	116.0	59.481		35.618	154.4	117.5	2:17.314
2	<u>22.934</u>	215.6	44.541		30.751	157.1	207.3	1:38.226	11	23.542	220.0	44.110		32.931	158.1	187.2	1:40.583
3	23.365	200.7	44.044		<u>29.997</u>	159.4	193.9	1:37.406	12	23.550	205.7	44.959		33.553	158.4	197.1	1:42.062
4	22.946	221.3	46.398		30.879	157.5	209.7	1:40.223	13	23.897	216.0	44.294		33.317	<u>160.0</u>	201.9	1:41.508
5	23.146	220.4	43.673		30.326	158.4	<u>212.6</u>	<u>1:37.145</u>	14	23.599	220.9	44.346		31.470	155.6	208.5	1:39.415
6	23.772	194.9	45.552		31.213	155.0	202.6	1:40.537	15	24.983	<u>229.3</u>	44.773		32.390	152.6	188.5	1:42.146
7	23.522	225.5	44.000		35.592	146.9	210.9	1:43.114	16	23.877	216.4	44.511		31.430	152.6	196.4	1:39.818
8	27.559	171.7	59.264		54.525	63.7	131.5	2:21.348	17	23.730	216.4	46.171		32.903	144.8	162.9	1:42.804
9	50.875	88.2	1:08.782		47.896	80.2	91.4	2:47.553	18	24.951	193.5	45.325		33.524	120.7	197.4	1:43.800

715 Thomas Kleber									Nissan Skyline R32 GTR								
lap	Sect-1	Speed	Sect-2	Speed	Sect-3	Speed	TopSpeed	laptime pit	lap	Sect-1	Speed	Sect-2	Speed	Sect-3	Speed	Topspeed	laptime pit
1	28.695	169.8	49.639		33.910	145.9	180.6	1:52.244	9	42.056	120.5	59.539		38.474	139.7	125.3	2:20.069
2	24.866	199.3	55.758		34.715	144.8	172.8	1:55.339	10	25.399	195.7	47.171		34.876	<u>146.1</u>	194.6	1:47.446
3	25.336	184.9	48.491		33.622	144.0	172.8	1:47.449	11	25.437	200.0	48.148		34.596	143.2	181.5	1:48.181
4	25.234	199.3	<u>46.931</u>		<u>33.287</u>	142.2	194.2	<u>1:45.452</u>	12	<u>24.758</u>	207.3	47.616		34.921	138.0	192.9	1:47.295
5					33.682	143.2	192.9	1:46.085	13	25.807	192.5	49.277		35.295	142.7	179.4	1:50.379
6	25.356		47.099		33.813	143.0	<u>196.0</u>	1:46.268	14	26.093	201.9	47.442		36.463	132.7	195.7	1:49.998
7	25.122	<u>210.9</u>	1:39.583		54.664	63.1	129.5	2:59.369	15	26.831	182.4	49.541		35.076	142.2	169.3	1:51.448
8	50.593	88.4	1:09.098		47.945	80.4	97.3	2:47.636	16	25.944	184.9	48.578		34.261	137.3	181.2	1:48.783