

Red Bull Ring Classics

BG Sportpromotion, Red Bull Ring

CanAm+ Sportcars/TW Golden Ära

9 - 11 June 2023

Laps and Sector Times - Race 1

Red Bull Ring - 4318 mtr.

2 Peter Schleifer										Norma LMP1									
lap	Sect-1	Speed	Sect-2	Speed	Sect-3	Speed	TopSpeed	laptime	pit	lap	Sect-1	Speed	Sect-2	Speed	Sect-3	Speed	Topspeed	laptime	pit
1	28.007	192.5	46.487		32.046	148.9	195.7	1:46.540		10	26.569	179.1	47.586		32.737	148.3	186.9	1:46.892	
2	24.829	197.8	45.039		31.512	149.4	200.7	1:41.380		11	25.882	175.9	47.048		32.822	153.5	199.3	1:45.752	
3	24.956	203.4	44.678		30.887	152.3	204.5	1:40.521		12	26.060	179.1	48.004		33.417	148.9	181.8	1:47.481	
4	24.397	<u>216.0</u>	44.303		<u>30.743</u>	<u>157.8</u>	<u>231.8</u>	1:39.443		13	25.699	181.5	48.003		32.978	147.8	183.7	1:46.680	
5	<u>23.985</u>	198.5	43.675		30.779	154.7	222.7	<u>1:38.439</u>		14	27.781	165.1	48.221		32.897	150.6	197.8	1:48.899	
6	24.080	208.5	<u>43.645</u>		30.913	151.4	226.9	1:38.638		15	26.050	171.4	47.833		33.319	148.0	199.6	1:47.202	
7	24.563	198.9	1:06.915		Pit In		170.9	2:53.174		16	26.858	181.5	48.001		33.333	152.6	191.5	1:48.192	
8	Pit Out	152.3	49.184		33.575	148.6	173.9	2:36.983		17	25.606	185.9	48.462		34.083	118.6	179.7	1:48.151	
9	26.211	172.2	48.761		33.140	144.8	175.9	1:48.112		18									

3 Ronny Scheer										Ford Capri Turbo D&W									
lap	Sect-1	Speed	Sect-2	Speed	Sect-3	Speed	TopSpeed	laptime	pit	lap	Sect-1	Speed	Sect-2	Speed	Sect-3	Speed	Topspeed	laptime	pit
1	29.685	180.9	48.158		31.699	143.2	218.2	1:49.542		11	25.393	212.6	43.257		30.368	143.7	220.4	1:39.018	
2	25.002	198.5	44.947		31.284	<u>144.3</u>	214.3	1:41.233		12	25.112	189.1	44.323		31.724	142.2	208.9	1:41.159	
3	24.844	202.2	44.568		31.134	142.2	217.3	1:40.546		13	24.690	199.3	43.453		31.076	142.2	220.0	1:39.219	
4	25.152	198.9	44.484		30.651	142.7	215.6	1:40.287		14	25.025	194.2	45.450		30.187	141.7	224.1	1:40.662	
5	24.654	204.5	43.776		31.221	136.8	219.5	1:39.651		15	24.454	<u>216.0</u>	43.229		<u>30.113</u>	139.9	218.2	<u>1:37.796</u>	
6	24.755	201.5	43.823		31.074	139.7	213.9	1:39.652		16	25.371	206.5	43.517		30.794	142.2	223.6	1:39.682	
7	25.060	180.6	46.618		30.140	142.2	215.6	1:41.818		17	<u>24.427</u>	208.1	<u>43.084</u>		30.639	<u>144.3</u>	222.2	1:38.150	
8	24.647	200.0	46.221		31.029	140.4	216.4	1:41.897		18	24.628	208.9	43.860		30.996	133.3	221.8	1:39.484	
9	24.626	192.5	43.549		30.175	142.7	217.3	1:38.350		19	24.483	214.7	43.933		30.387	141.4	<u>225.5</u>	1:38.803	
10	24.682	204.2	43.357		30.366	142.4	222.7	1:38.405		20									

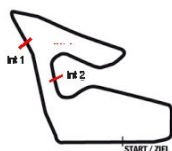
5 Markus Reich										Audi A4 STW									
lap	Sect-1	Speed	Sect-2	Speed	Sect-3	Speed	TopSpeed	laptime	pit	lap	Sect-1	Speed	Sect-2	Speed	Sect-3	Speed	Topspeed	laptime	pit
1	33.468	165.9	50.532		35.066	122.6	192.9	1:59.066		10	27.461	189.8	48.049		33.127	129.4	201.5	1:48.637	
2	27.453	196.7	48.416		33.580	129.4	196.0	1:49.449		11	27.153	200.7	47.187		32.783	129.6	201.5	1:47.123	
3	28.074	194.2	47.950		34.515	126.5	194.9	1:50.539		12	26.808	<u>201.5</u>	47.255		33.428	128.2	201.5	1:47.491	
4	27.639	199.3	47.084		33.284	129.2	200.0	1:48.007		13	28.121	199.3	47.495		32.611	<u>130.5</u>	200.4	1:48.227	
5	<u>26.692</u>	<u>201.5</u>	47.187		<u>32.595</u>	129.0	201.1	<u>1:46.474</u>		14	27.432	199.6	47.837		33.425	129.0	201.1	1:48.694	
6	28.906	196.7	47.446		32.900	130.0	200.7	1:49.252		15	27.471	193.2	47.856		33.025	128.2	201.5	1:48.352	
7	27.102	201.1	47.653		33.355	129.2	198.5	1:48.110		16	27.185	190.1	49.140		33.931	128.2	198.2	1:50.256	
8	27.067	200.0	<u>46.964</u>		32.880	129.4	201.1	1:46.911		17	27.257	198.9	47.932		32.859	129.2	199.6	1:48.048	
9	27.567	198.5	47.030		32.687	130.3	<u>201.9</u>	1:47.284		18									

8 Stefan Rupp										Audi A4 DTM									
lap	Sect-1	Speed	Sect-2	Speed	Sect-3	Speed	TopSpeed	laptime	pit	lap	Sect-1	Speed	Sect-2	Speed	Sect-3	Speed	Topspeed	laptime	pit
1	26.780	204.5	44.387		32.068	145.6	215.6	1:43.235		11	24.469	220.0	42.521		30.291	151.7	225.5	1:37.281	
2	24.330	224.1	44.128		31.467	149.2	228.8	1:39.925		12	24.540	216.9	42.318		29.597	150.9	235.8	1:36.455	
3	25.358	231.8	43.171		31.789	149.4	218.2	1:40.318		13	23.628	224.1	<u>41.650</u>		31.000	149.2	235.3	1:36.278	
4	24.282	219.1	42.226		30.556	149.7	234.8	1:37.064		14	23.840	222.2	42.367		29.983	148.3	229.8	1:36.190	
5	24.378	214.7	43.068		30.985	<u>152.3</u>	233.3	1:38.431		15	<u>23.488</u>	232.8	42.083		<u>29.152</u>	150.6	236.3	<u>1:34.723</u>	
6	24.409	204.5	43.407		30.799	149.7	222.7	1:38.615		16	23.549	219.5	42.520		30.105	149.2	<u>237.4</u>	1:36.174	
7	24.378	221.8	42.919		30.891	149.4	219.5	1:38.188		17	24.621	227.8	42.182		29.879	150.0	236.8	1:36.682	
8	24.857	224.1	43.102		31.177	149.7	230.3	1:39.136		18	23.882	<u>235.8</u>	42.608		29.870	149.7	<u>237.4</u>	1:36.360	
9	24.306	210.9	43.794		31.282	149.4	223.1	1:39.382		19	23.732	209.3	42.613		29.574	150.6	227.4	1:35.919	
10	23.910	216.4	43.432		31.461	149.4	217.7	1:38.803		20									

13 Nico Ulmer										Volkswagen Lupo BTC /DTC 1600									
lap	Sect-1	Speed	Sect-2	Speed	Sect-3	Speed	TopSpeed	laptime	pit	lap	Sect-1	Speed	Sect-2	Speed	Sect-3	Speed	Topspeed	laptime	pit
1	32.322	152.3	53.465		36.619	117.0	166.9	2:02.406		10	28.942	180.6	49.492		34.897	118.9	183.7	1:53.331	
2	29.673	177.6	50.999		35.222	118.7	184.3	1:55.894		11	28.898	181.8	49.728		34.558	120.0	184.0	1:53.184	
3	29.293	181.5	50.404		35.141	118.7	184.0	1:54.838		12	28.790	182.4	50.770		34.686	119.8	178.2	1:54.246	
4	29.070	181.8	50.362		35.065	118.4	183.7	1:54.497		13	28.755	180.9	49.704		34.741	118.2	184.9	1:53.200	
5	29.032	180.0	50.200		35.199	118.0	181.5	1:54.431		14	28.919	183.7	49.129		34.819	<u>120.5</u>	185.9	1:52.867	
6	29.180	178.2	50.920		35.149	117.3	181.2	1:55.249		15	<u>28.520</u>	<u>185.6</u>	49.613		<u>34.404</u>	<u>120.5</u>	184.9	<u>1:52.537</u>	
7	29.091	178.8	50.375		35.723	118.0	178.8	1:55.189		16	28.918	183.4	<u>49.113</u>		34.765	<u>120.5</u>	<u>186.2</u>	1:52.796	
8	28.975	180.0	49.995		34.931	118.6	180.0	1:53.901		17	28.674	184.0	49.842		35.083	116.8	184.6	1:53.599	
9	29.069	179.4	50.406		34.959	118.9	184.0	1:54.434		18									

16 Giovanni Buganza										Chevron B16									
lap	Sect-1	Speed	Sect-2	Speed	Sect-3	Speed	TopSpeed	laptime	pit	lap	Sect-1	Speed	Sect-2	Speed	Sect-3	Speed	Topspeed	laptime	pit
1	31.120	192.2	48.778		34.504	126.5	193.5	1:54.402		10	27.248	194.2	47.888		34.500	127.7	192.5	1:49.636	
2	27.739	196.7	47.133		33.069	127.9	197.4	1:47.941		11	26.838	199.3	46.573		32.680	128.4	197.8	1:46.091	
3	27.628	200.7	46.541		33.105	127.3	200.0	1:47.274		12	26.927	198.9	46.339		32.911	128.6	197.8	1:46.177	





Red Bull Ring Classics

BG Sportpromotion, Red Bull Ring

CanAm+ Sportcars/TW Golden Ära

9 - 11 June 2023

Laps and Sector Times - Race 1

Red Bull Ring - 4318 mtr.

4	26.894	<u>202.6</u>	47.590	32.978	128.8	187.2	1:47.462	13	26.952	196.7	48.834	33.179	128.2	197.4	1:48.965
5	26.874	200.0	46.290	33.117	128.2	<u>200.4</u>	1:46.281	14	26.716	200.0	46.510	33.382	127.5	199.3	1:46.608
6	27.664	199.6	48.700	33.481	<u>129.2</u>	194.9	1:49.845	15	26.827	200.4	46.545	33.186	127.7	199.6	1:46.558
7	26.609	200.4	56.007	33.551	127.5	180.9	1:56.167	16	27.148	198.2	46.372	32.655	129.0	198.5	1:46.175
8	29.073	196.4	46.602	34.853	125.7	198.2	1:50.528	17	26.712	198.9	<u>46.141</u>	32.909	127.7	199.6	1:45.762
9	27.104	197.8	46.957	33.111	126.9	197.8	1:47.172	18	<u>26.458</u>	200.7	46.431	<u>32.456</u>	128.6	<u>200.4</u>	<u>1:45.345</u>

26 Peter Zysset									Opel Astra DTC										
lap	Sect-1	Speed	Sect-2	Speed	Sect-3	Speed	TopSpeed	laptime	pit	lap	Sect-1	Speed	Sect-2	Speed	Sect-3	Speed	Topspeed	laptime	pit
1	33.459	159.5	53.608		35.724	116.1	168.5	2:02.791		9	29.676	175.3	51.071		35.491	114.5	165.6	1:56.238	
2	30.215	176.5	50.779		35.295	116.8	175.3	1:56.289		10	29.916	173.1	50.812		34.811	116.8	170.9	1:55.539	
3	29.920	176.2	<u>50.374</u>		35.084	<u>117.5</u>	174.2	1:55.378		11	30.100	174.5	50.861		36.272	117.2	172.2	1:57.233	
4	29.593	<u>177.3</u>	50.569		35.142	116.0	171.2	<u>1:55.304</u>		12	29.652	176.2	50.654		35.082	117.3	172.8	1:55.388	
5	30.071	165.1	51.148		34.884	116.1	167.4	1:56.103		13	29.547	175.6	50.887		35.319	115.6	168.8	1:55.753	
6	29.943	174.2	50.898		34.777	117.0	164.9	1:55.618		14	29.689	173.1	51.181		35.345	116.8	168.2	1:56.215	
7	29.844	175.3	50.990		<u>34.750</u>	116.3	168.5	1:55.584		15	<u>29.489</u>	175.9	52.388		35.262	116.6	<u>177.0</u>	1:57.139	
8	29.656	167.2	51.217		34.842	116.8	175.6	1:55.715		16	29.928	174.8	50.961		35.491	115.5	169.3	1:56.380	

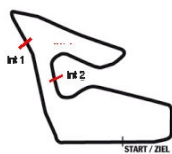
30 Josef Schiedlbauer									Porsche 911 Carrera 3.0										
lap	Sect-1	Speed	Sect-2	Speed	Sect-3	Speed	TopSpeed	laptime	pit	lap	Sect-1	Speed	Sect-2	Speed	Sect-3	Speed	Topspeed	laptime	pit
1	37.365	121.2	1:00.582		37.219	119.1	153.0	2:15.166		9	35.745	146.9	54.116		42.862	118.7	169.0	2:12.723	
2	29.679	184.6	51.443		37.276	119.3	181.5	1:58.398		10	31.016	151.3	52.643		37.267	119.1	174.5	2:00.926	
3	29.520	188.2	<u>51.247</u>		37.352	118.0	<u>187.2</u>	<u>1:58.119</u>		11	29.485	175.0	52.149		39.016	117.3	180.6	2:00.650	
4	<u>29.296</u>	<u>188.8</u>	52.243		<u>36.718</u>	119.8	176.8	1:58.257		12	31.508	158.4	54.759		39.657	<u>120.2</u>	177.3	2:05.924	
5	29.443	173.6	56.071		37.631	115.1	133.2	2:03.145		13	30.203	176.8	52.444		38.569	117.3	174.5	2:01.216	
6	29.970	143.8	58.217		40.279	117.9	163.6	2:08.466		14	31.114	159.8	56.084		38.470	117.9	169.8	2:05.668	
7	30.039	173.4	53.158		38.535	120.0	169.5	2:01.732		15	31.870	104.8	57.278		39.577	118.4	162.4	2:08.725	
8	29.637	178.8	53.339		38.030	118.4	168.0	2:01.006		16									

37 Günter Schmidt									Porsche 911 SC/RS										
lap	Sect-1	Speed	Sect-2	Speed	Sect-3	Speed	TopSpeed	laptime	pit	lap	Sect-1	Speed	Sect-2	Speed	Sect-3	Speed	Topspeed	laptime	pit
1	30.993	179.1	51.400		35.455	124.9	177.6	1:57.848		10	27.928	201.1	48.161		34.563	125.3	200.0	1:50.652	
2	28.615	191.5	49.973		34.624	126.5	188.2	1:53.212		11	27.224	198.2	48.430		34.490	126.5	199.6	1:50.144	
3	27.645	200.4	49.122		35.329	125.7	197.1	1:52.096		12	<u>26.997</u>	<u>204.2</u>	48.067		<u>34.028</u>	126.7	200.0	1:49.092	
4	29.512	194.2	49.298		34.944	124.7	200.7	1:53.754		13	27.139	199.6	48.108		34.672	121.1	201.1	1:49.919	
5	27.867	200.7	48.991		34.452	125.1	198.2	1:51.310		14	27.377	202.2	<u>47.618</u>		34.066	126.7	<u>201.5</u>	<u>1:49.061</u>	
6	27.580	200.0	48.872		34.382	125.5	200.4	1:50.834		15	27.033	200.0	48.343		35.264	126.1	200.7	1:50.640	
7	27.472	199.3	49.432		34.650	<u>126.9</u>	189.1	1:51.554		16	27.144	201.9	48.043		34.083	126.3	196.4	1:49.270	
8	27.517	195.7	48.958		35.004	124.9	192.2	1:51.479		17	27.319	200.0	48.660		35.518	101.1	192.9	1:51.497	
9	27.475	200.7	48.528		34.330	126.3	198.2	1:50.333		18									

47 Francesco Tessaro									Fiat Abarth 1000 TCR										
lap	Sect-1	Speed	Sect-2	Speed	Sect-3	Speed	TopSpeed	laptime	pit	lap	Sect-1	Speed	Sect-2	Speed	Sect-3	Speed	Topspeed	laptime	pit
1	34.037	<u>152.5</u>	56.220		39.133	<u>104.8</u>	151.3	2:09.390		4	33.726	146.5	55.610		39.243	101.9	<u>156.1</u>	2:08.579	
2	<u>33.465</u>	149.6	55.431		38.893	103.4	155.4	2:07.789		5	35.379	132.5	1:19.815		Pit In		77.0	2:59.108	
3	33.573	148.1	<u>55.050</u>		<u>38.678</u>	102.9	154.7	<u>2:07.301</u>		6									

48 Bas Jansen									BMW M3 E30										
lap	Sect-1	Speed	Sect-2	Speed	Sect-3	Speed	TopSpeed	laptime	pit	lap	Sect-1	Speed	Sect-2	Speed	Sect-3	Speed	Topspeed	laptime	pit
1	30.988	174.2	50.377		34.556	125.1	170.6	1:55.921		10	27.131	197.8	47.487		33.705	126.9	193.9	1:48.323	
2	28.352	183.7	49.403		34.408	126.7	190.5	1:52.163		11	27.299	196.0	47.081		32.737	128.8	197.4	1:47.117	
3	28.356	196.7	49.458		33.900	128.2	194.2	1:51.714		12	27.303	195.3	49.591		32.843	127.7	198.5	1:49.737	
4	28.144	189.5	47.521		33.253	127.3	196.7	1:48.918		13	27.363	194.6	47.488		32.867	128.6	196.0	1:47.718	
5	27.823	197.1	47.197		33.129	126.9	196.7	1:48.149		14	27.124	197.4	47.052		32.609	126.9	193.5	<u>1:46.785</u>	
6	27.687	198.9	46.981		33.225	127.7	197.8	1:47.893		15	27.341	195.7	47.095		32.735	127.7	197.4	1:47.171	
7	27.389	199.6	47.499		34.654	128.6	186.9	1:49.542		16	<u>27.059</u>	195.3	46.925		33.295	<u>129.0</u>	198.2	1:47.279	
8	27.602	188.8	47.375		33.022	128.2	<u>198.9</u>	1:47.999		17	27.422	194.6	<u>46.907</u>		<u>32.556</u>	128.8	198.2	1:46.885	
9	27.502	<u>200.4</u>	48.774		33.692	127.9	196.7	1:49.968		18									

49 Philipp Kennewell									BMW M3 DTM E30 (ex Kalaschek)										
lap	Sect-1	Speed	Sect-2	Speed	Sect-3	Speed	TopSpeed	laptime	pit	lap	Sect-1	Speed	Sect-2	Speed	Sect-3	Speed	Topspeed	laptime	pit
1	33.469	146.5	53.064		35.540	125.9	157.2	2:02.073		10	27.879	<u>188.2</u>	49.580		35.373	125.5	172.0	1:52.832	
2	28.589	177.3	50.259		35.047	126.1	174.2	1:53.895		11	27.770	184.6	50.387		34.910	126.5	167.4	1:53.067	
3	28.401	162.7	50.340		34.825	126.1	175.6	1:53.566		12	27.693	173.6	49.421		34.586	127.3	171.4	1:51.700	
4	28.035	180.9	49.557		34.924	126.3	173.4	1:52.516		13	27.932	181.8	50.437		34.673	126.1	164.6	1:53.042	
5	28.047	166.9	49.677		34.916	125.9	177.9	1:52.640		14	28.450	155.8	50.552		34.692	126.3	162.4	1:53.694	
6	<u>27.657</u>	183.4	49.505		34.486	126.5	165.1	1:51.648		15	27.737	176.2	49.608		<u>34.184</u>	126.9	175.0	<u>1:51.529</u>	



Red Bull Ring Classics

BG Sportpromotion, Red Bull Ring

CanAm+ Sportcars/TW Golden Ära

9 - 11 June 2023

Laps and Sector Times - Race 1

Red Bull Ring - 4318 mtr.

7	28.190	180.0	52.214	34.963	125.9	172.8	1:55.367	16	28.347	170.6	49.605	34.722	126.3	175.3	1:52.674
8	27.873	183.1	50.083	35.669	125.9	170.6	1:53.625	17	28.011	183.7	<u>49.102</u>	34.455	<u>127.9</u>	<u>178.8</u>	1:51.568
9	28.116	184.3	49.456	35.168	125.7	171.7	1:52.740	18							

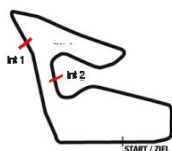
54 Leonard Batenburg									BMW M3 Gr. A										
lap	Sect-1	Speed	Sect-2	Speed	Sect-3	Speed	TopSpeed	laptime	pit	lap	Sect-1	Speed	Sect-2	Speed	Sect-3	Speed	Topspeed	laptime	pit
1	30.531	188.5	49.071		33.606	129.0	201.5	1:53.208		10	26.220	203.4	46.013		1:00.781	127.1	203.0	2:13.014	
2	26.770	191.8	47.052		32.064	131.8	202.6	1:45.886		11	26.657	204.9	46.043		33.280	129.4	<u>206.5</u>	1:45.980	
3	26.643	204.2	46.634		32.767	128.4	203.4	1:46.044		12	26.522	204.5	46.102		32.181	131.1	205.3	1:44.805	
4	27.231	200.0	46.786		32.293	129.8	202.2	1:46.310		13	26.366	192.5	46.473		32.107	131.6	203.8	1:44.946	
5	26.709	195.7	47.260		33.958	126.3	185.2	1:47.927		14	<u>26.125</u>	204.9	46.414		33.427	130.7	202.6	1:45.966	
6	28.685	200.4	47.587		33.506	130.5	199.3	1:49.778		15	26.986	197.8	46.488		31.963	131.8	203.8	1:45.437	
7	26.220	<u>205.7</u>	54.992		32.637	130.7	184.3	1:53.849		16	26.302	202.6	<u>45.928</u>		32.010	131.6	204.2	1:44.240	
8	26.467	203.8	46.193		<u>31.638</u>	<u>132.0</u>	202.6	1:44.298		17	26.283	201.1	46.222		32.019	131.3	204.5	1:44.524	
9	26.289	204.2	46.140		31.679	131.3	204.9	<u>1:44.108</u>		18	26.184	203.8	46.610		33.146	121.8	206.1	1:45.940	

73 Wolfgang Kaupp									Opel Kadett C										
lap	Sect-1	Speed	Sect-2	Speed	Sect-3	Speed	TopSpeed	laptime	pit	lap	Sect-1	Speed	Sect-2	Speed	Sect-3	Speed	Topspeed	laptime	pit
1	30.923	153.8	51.197		34.124	129.2	160.7	1:56.244		10	27.441	180.6	47.102		33.957	128.8	197.8	1:48.500	
2	27.655	187.5	49.258		34.060	128.8	183.7	1:50.973		11	27.187	188.5	47.537		33.687	130.0	198.2	1:48.411	
3	27.456	196.7	49.338		33.997	129.6	196.7	1:50.791		12	27.028	198.9	48.049		33.512	130.3	181.5	1:48.589	
4	26.850	<u>201.9</u>	47.113		33.640	129.8	198.9	1:47.603		13	26.914	200.4	48.234		33.333	131.3	183.4	1:48.481	
5	26.894	192.9	47.264		33.219	130.3	192.9	1:47.377		14	26.975	189.5	47.542		33.612	129.4	195.3	1:48.129	
6	27.799	199.3	47.622		33.879	129.0	198.2	1:49.300		15	26.951	198.5	<u>46.974</u>		33.050	<u>132.0</u>	<u>203.0</u>	<u>1:46.975</u>	
7	<u>26.844</u>	196.4	49.399		35.046	128.8	190.1	1:51.289		16	26.867	180.6	47.459		33.276	130.9	185.2	1:47.602	
8	27.041	196.7	47.076		33.099	131.1	190.1	1:47.216		17	27.094	192.9	47.336		<u>33.038</u>	<u>132.0</u>	198.2	1:47.468	
9	26.855	194.2	47.263		33.251	130.7	189.5	1:47.369		18									

75 Albrecht Kamenzin									BMW 325										
lap	Sect-1	Speed	Sect-2	Speed	Sect-3	Speed	TopSpeed	laptime	pit	lap	Sect-1	Speed	Sect-2	Speed	Sect-3	Speed	Topspeed	laptime	pit
1	33.567	150.0	54.512		36.955	110.5	155.4	2:05.034		9	<u>28.435</u>	<u>189.8</u>	50.103		35.303	122.2	177.3	1:53.841	
2	29.684	175.9	51.535		35.957	119.8	179.7	1:57.176		10	28.593	178.8	51.452		35.522	122.0	173.6	1:55.567	
3	28.941	177.3	51.213		35.580	121.7	177.3	1:55.734		11	29.996	177.3	50.490		36.038	120.5	184.6	1:56.524	
4	28.764	179.7	51.416		35.911	120.5	176.5	1:56.091		12	28.780	184.0	50.699		35.518	121.5	182.1	1:54.997	
5	28.861	186.2	50.324		35.537	121.5	185.9	1:54.722		13	28.618	181.5	50.770		35.866	122.0	181.5	1:55.254	
6	28.990	184.0	50.668		35.640	116.8	178.8	1:55.298		14	28.771	177.9	51.399		36.409	117.9	178.5	1:56.579	
7	28.995	182.7	51.876		35.470	122.0	178.2	1:56.341		15	29.008	176.5	51.651		35.535	121.8	181.5	1:56.194	
8	28.694	184.3	<u>49.866</u>		<u>35.247</u>	<u>122.4</u>	183.4	<u>1:53.807</u>		16	29.078	175.3	50.483		35.724	121.3	<u>187.5</u>	1:55.285	

80 Peter Mücke									Ford Zakspeed Capri Turbo										
lap	Sect-1	Speed	Sect-2	Speed	Sect-3	Speed	TopSpeed	laptime	pit	lap	Sect-1	Speed	Sect-2	Speed	Sect-3	Speed	Topspeed	laptime	pit
1	29.204	188.5	46.643		31.827	<u>143.7</u>	208.1	1:47.674		11	24.600	224.1	43.310		31.069	143.5	220.9	1:38.979	
2	25.075	213.0	44.796		31.726	141.7	222.7	1:41.597		12	25.012	185.9	44.465		31.808	141.2	212.2	1:41.285	
3	25.340	210.1	44.391		31.259	140.7	219.5	1:40.990		13	24.609	220.0	43.326		31.371	141.9	221.3	1:39.306	
4	25.369	223.1	43.673		30.949	140.2	220.4	1:39.991		14	24.788	208.9	43.658		31.162	137.0	219.1	1:39.608	
5	24.937	216.0	43.842		31.150	143.5	223.1	1:39.929		15	24.809	<u>228.3</u>	43.343		30.692	140.4	221.3	1:38.844	
6	24.947	219.5	43.785		31.615	142.7	<u>224.5</u>	1:40.347		16	24.883	222.7	<u>42.958</u>		31.295	138.7	224.1	1:39.136	
7	24.563	213.0	46.316		30.633	141.4	220.4	1:41.512		17	24.713	222.7	43.065		30.812	143.0	223.1	1:38.590	
8	24.872	192.9	45.012		31.229	141.9	203.0	1:41.113		18	24.567	222.2	43.709		30.798	142.4	224.1	1:39.074	
9	24.611	222.2	44.014		<u>30.578</u>	140.9	221.8	1:39.203		19	<u>24.287</u>	225.5	43.007		30.855	135.2	221.8	<u>1:38.149</u>	
10	24.729	219.1	43.138		30.628	143.2	221.8	1:38.495		20									

84 Reinier van Abbe									BMW 325i										
lap	Sect-1	Speed	Sect-2	Speed	Sect-3	Speed	TopSpeed	laptime	pit	lap	Sect-1	Speed	Sect-2	Speed	Sect-3	Speed	Topspeed	laptime	pit
1	32.005	157.4	55.004		35.580	122.2	145.6	2:02.589		10	28.596	183.1	49.701		34.811	123.4	165.6	1:53.108	
2	29.637	171.2	51.194		35.483		166.4	1:56.314		11	28.536	178.2	49.872		34.560	123.4		1:52.968	
3	29.460	178.5	50.613		35.180			1:55.253		12	28.714	176.2	51.036		34.638	<u>124.5</u>	164.6	1:54.388	
4	29.075	180.0	50.442		35.311	122.4		1:54.828		13	28.638	184.3	49.791		34.588	123.4	174.5	1:53.017	
5	29.294	177.0	50.420		35.185	121.5	176.5	1:54.899		14	28.824	175.3	49.508		35.054	123.6	<u>182.7</u>	1:53.386	
6	29.080	178.8	51.213		35.199		162.7	1:55.492		15	<u>28.256</u>	184.9	49.827		<u>34.334</u>	124.3	180.9	<u>1:52.417</u>	
7	29.075	183.1	50.414		35.210		173.9	1:54.699		16	28.471	183.4	<u>49.345</u>		34.688	123.4	166.7	1:52.504	
8	28.791	<u>185.6</u>	50.227		35.060	121.5	178.5	1:54.078		17	28.909	183.7	50.204		34.655	122.2	181.5	1:53.768	
9	28.736	181.2	49.857		34.819		180.9	1:53.412		18									



Red Bull Ring Classics

BG Sportpromotion, Red Bull Ring

CanAm+ Sportcars/TW Golden Ära

9 - 11 June 2023

Laps and Sector Times - Race 1

Red Bull Ring - 4318 mtr.

99 Thomas Wandel									Audi 200										
lap	Sect-1	Speed	Sect-2	Speed	Sect-3	Speed	TopSpeed	laptime	pit	lap	Sect-1	Speed	Sect-2	Speed	Sect-3	Speed	Topspeed	laptime	pit
1	31.898	153.0	49.394		33.632	141.9	179.4	1:54.924		10	25.506	178.8	46.376		32.212	142.7	191.2	1:44.094	
2	26.650	169.3	47.867		33.506	141.9	166.7	1:48.023		11	25.545	180.3	46.634		32.336	143.5	182.1	1:44.515	
3	25.678	184.3	46.390		32.638	141.2	184.0	1:44.706		12	25.677	184.3	46.200		32.559	141.9	192.5	1:44.436	
4	25.734	173.6	46.205		32.464	143.7	191.2	1:44.403		13	25.402	185.2	46.173		34.695	144.0	191.2	1:46.270	
5	26.197	171.2	46.518		34.212	139.9	<u>200.4</u>	1:46.927		14	25.537	186.2	46.234		32.836	141.4	197.1	1:44.607	
6	25.592	184.0	47.291		32.508	<u>144.3</u>	179.4	1:45.391		15	25.978	176.2	46.712		32.417	143.7	190.1	1:45.107	
7	25.183	186.5	<u>45.876</u>		34.230	143.7	188.8	1:45.289		16	25.637	176.8	46.948		33.213	140.2	182.1	1:45.798	
8	<u>25.179</u>	<u>189.5</u>	47.365		<u>32.178</u>	143.2	187.8	1:44.722		17	25.792	172.0	47.091		32.581	139.2	178.8	1:45.464	
9	25.254	186.2	46.207		32.320	141.9	183.4	<u>1:43.781</u>		18	25.545	178.5	47.631		34.085	118.7	185.9	1:47.261	

138 Andrea Tessaro									Fiat Abarth X1/9 DRM										
lap	Sect-1	Speed	Sect-2	Speed	Sect-3	Speed	TopSpeed	laptime	pit	lap	Sect-1	Speed	Sect-2	Speed	Sect-3	Speed	Topspeed	laptime	pit
1	32.224	169.8	51.337		35.069	118.0	184.0	1:58.630		2									

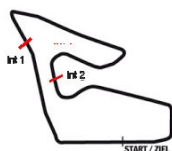
171 Erich Petrakovits									Ford Capri Gr.5										
lap	Sect-1	Speed	Sect-2	Speed	Sect-3	Speed	TopSpeed	laptime	pit	lap	Sect-1	Speed	Sect-2	Speed	Sect-3	Speed	Topspeed	laptime	pit
1	29.628	165.6	49.414		<u>33.745</u>	151.1	184.9	1:52.787		5	25.601	<u>189.8</u>	46.906		34.089	149.2	186.9	1:46.596	
2	<u>24.960</u>	179.7	<u>46.502</u>		33.879	<u>151.7</u>	198.5	<u>1:45.341</u>		6	25.348	173.1	47.856		34.377	145.6	180.3	1:47.581	
3	25.604	164.1	47.122		34.334	147.8	190.8	1:47.060		7	25.228	187.5	47.737		34.799	145.6	<u>199.3</u>	1:47.764	
4	25.469	171.2	47.616		34.273	142.2	185.6	1:47.358		8	26.471	168.0	51.930		Pit In		178.8	2:17.736	

310 Georg Hallau									Lola T310										
lap	Sect-1	Speed	Sect-2	Speed	Sect-3	Speed	TopSpeed	laptime	pit	lap	Sect-1	Speed	Sect-2	Speed	Sect-3	Speed	Topspeed	laptime	pit
1	27.003	199.6	45.460		32.432	165.0	188.5	1:44.895		11	23.299	192.2	43.590		31.376	158.4	203.8	1:38.265	
2	24.026	199.6	45.046		31.049	163.0	193.5	1:40.121		12	23.162	201.5	42.313		29.702	164.3	205.7	1:35.177	
3	24.480	203.4	44.454		31.486	164.7	193.2	1:40.420		13	23.188	211.4	42.176		30.741	165.7	225.5	1:36.105	
4	23.149	211.4	43.040		30.846	161.6	211.8	1:37.035		14	23.023	211.8	42.436		29.613	167.8	211.8	1:35.072	
5	23.733	190.1	43.888		31.074	161.6	208.9	1:38.695		15	23.115	204.2	42.789		29.571	<u>169.2</u>	215.1	1:35.475	
6	23.834	202.2	43.804		30.611	165.0	200.4	1:38.249		16	<u>21.836</u>	<u>230.3</u>	<u>41.107</u>		<u>28.804</u>	168.5	236.8	<u>1:31.747</u>	
7	23.368	213.4	44.121		30.834	163.6	187.5	1:38.323		17	22.760	219.1	41.655		29.400	168.9	238.9	1:33.815	
8	23.758	205.7	44.563		30.588	162.6	198.5	1:38.909		18	21.998	227.4	41.959		29.287	<u>169.2</u>	237.9	1:33.244	
9	24.321	191.5	44.263		30.881	165.7	205.3	1:39.465		19	23.397	218.6	41.852		29.895	160.3	<u>242.2</u>	1:35.144	
10	23.194	201.1	44.553		30.469	167.1	206.5	1:38.216		20									

635 Mathijs Bakker									BMW 635 Csi										
lap	Sect-1	Speed	Sect-2	Speed	Sect-3	Speed	TopSpeed	laptime	pit	lap	Sect-1	Speed	Sect-2	Speed	Sect-3	Speed	Topspeed	laptime	pit
1	32.154	157.0	52.394		34.823	121.7	170.1	1:59.371		4	28.701	<u>181.8</u>	50.113		34.339	121.8	181.5	1:53.153	
2	28.560	177.6	50.006		33.994	<u>123.2</u>	<u>185.9</u>	1:52.560		5	28.911	177.6	50.677		34.095	121.8	181.2	1:53.683	
3	<u>28.535</u>	181.2	<u>49.932</u>		<u>33.841</u>	123.0	184.6	<u>1:52.308</u>		6									

666 Reiner Zimmermann									Opel Manta B										
lap	Sect-1	Speed	Sect-2	Speed	Sect-3	Speed	TopSpeed	laptime	pit	lap	Sect-1	Speed	Sect-2	Speed	Sect-3	Speed	Topspeed	laptime	pit
1	30.492	181.5	50.185		34.747	129.6	176.8	1:55.424		9	27.605	198.9	47.219		33.962	128.6	200.4	1:48.786	
2	27.488	181.5	50.084		34.996	127.3	187.8	1:52.568		10	<u>26.831</u>	196.7	47.989		36.320	122.4	199.6	1:51.140	
3	27.482	200.7	49.642		34.308	129.6	188.2	1:51.432		11	27.370	200.0	48.430		35.424	117.9	195.3	1:51.224	
4	28.081	196.7	47.545		33.344	128.4	194.9	1:48.970		12	29.172	182.1	49.717		35.490	117.9	187.2	1:54.379	
5	27.097	198.5	47.630		33.390	129.0	<u>202.2</u>	1:48.117		13	29.039	184.9	49.960		35.677	117.2	186.9	1:54.676	
6	27.196	198.5	47.251		33.423	<u>130.3</u>	197.4	1:47.870		14	29.740	180.6	50.884		35.635	117.0	176.5	1:56.259	
7	26.970	<u>201.5</u>	48.053		34.842	128.8	180.9	1:49.865		15	33.648	148.6	52.120		35.682	114.1	174.2	2:01.450	
8	27.377	192.9	<u>47.179</u>		<u>33.126</u>	127.5	201.9	<u>1:47.682</u>		16	32.470	169.3	54.670		40.733	101.4	161.9	2:07.873	

687 Axel Pilz									McLaren M6B										
lap	Sect-1	Speed	Sect-2	Speed	Sect-3	Speed	TopSpeed	laptime	pit	lap	Sect-1	Speed	Sect-2	Speed	Sect-3	Speed	Topspeed	laptime	pit
1	25.859	204.2	45.810		32.192	150.6	182.4	1:43.861		11	23.387	205.7	43.410		31.184	159.0	190.1	1:37.981	
2	24.274	218.6	44.817		31.233	148.9	199.6	1:40.324		12	23.570	212.6	42.178		<u>29.790</u>	158.4	219.1	1:35.538	
3	24.401	223.1	44.414		30.925	154.7	200.0	1:39.740		13	23.113	227.4	42.391		30.700	158.7	221.8	1:36.204	
4	23.550	220.9	43.146		30.645	155.3	213.9	1:37.341		14	23.086	230.8	42.005		30.060	157.1	211.4	<u>1:35.151</u>	
5	23.819	211.4	44.273		30.879	150.9	210.1	1:38.971		15	23.218	220.0	42.730		30.802	<u>161.3</u>	225.5	1:36.750	
6	23.732	220.0	43.967		30.429	158.7	207.3	1:38.128		16	23.408	208.5	43.222		30.309	156.2	225.0	1:36.939	
7	23.522	215.1	44.232		30.805	156.2	211.4	1:38.559		17	23.413	227.4	42.963		30.404	161.0	211.4	1:36.780	
8	23.889	209.7	44.276		30.591	156.5	202.6	1:38.756		18	<u>23.064</u>	<u>233.3</u>	<u>41.855</u>		30.369	158.1	<u>230.8</u>	1:35.288	
9	24.581	196.4	44.097		30.583	157.1	206.9	1:39.261		19	23.167	208.9	43.184		30.648	154.4	218.2	1:36.999	
10	23.595	212.2	44.448		30.322	<u>161.3</u>	217.3	1:38.365		20									



Red Bull Ring Classics
BG Sportpromotion, Red Bull Ring

CanAm+ Sportcars/TW Golden Ära
Laps and Sector Times - Race 1

9 - 11 June 2023
Red Bull Ring - 4318 mtr.

715 Thomas Kleber									Nissan Skyline R32 GTR										
lap	Sect-1	Speed	Sect-2	Speed	Sect-3	Speed	TopSpeed	laptime	pit	lap	Sect-1	Speed	Sect-2	Speed	Sect-3	Speed	Topspeed	laptime	pit
1	29.531	166.9	50.806		34.326	148.3	167.7	1:54.663		10	25.209		47.006		35.462	145.1	<u>206.9</u>	1:47.677	
2	25.802	168.0	48.915		33.141	<u>149.7</u>	157.4	1:47.858		11	25.392		48.150		33.375	143.0	167.2	1:46.917	
3	25.446		47.232		33.474	149.4	174.5	1:46.152		12					33.055	144.5	192.9	1:45.254	
4	25.777	169.0	47.845		33.361	148.0	173.4	1:46.983		13	25.023	206.1	47.295		32.870	144.8	187.5	1:45.188	
5	25.311	167.2	47.679		33.355	147.5	185.6	1:46.345		14	24.817	198.5	1:07.419		33.417	146.1	189.1	2:05.653	
6	25.216		48.278		32.931	145.9	186.2	1:46.425		15	<u>24.626</u>		<u>46.639</u>		<u>32.687</u>	148.0	200.0	<u>1:43.952</u>	
7	24.763	<u>208.5</u>	1:20.753		33.902	147.2	156.7	2:19.418		16	25.108	186.9	46.908		34.736	131.3	190.8	1:46.752	
8	24.785	196.4	48.686		33.557	146.9	192.9	1:47.028		17	26.142		46.749		32.926	147.2	203.0	1:45.817	
9					33.135	145.3	198.9	1:45.021		18									