



## Red Bull Ring Classics

### BG Sportpromotion, Red Bull Ring

CanAm+ Sportcars/TW Golden Ära  
Laps and Sector Times - Qualifying 1

9 - 11 June 2023  
Red Bull Ring - 4318 mtr.

2 Peter Schleifer										Norma LMP1									
lap	Sect-1	Speed	Sect-2	Speed	Sect-3	Speed	TopSpeed	laptime	pit	lap	Sect-1	Speed	Sect-2	Speed	Sect-3	Speed	Topspeed	laptime	pit
1	Pit Out	101.1	1:02.399		40.159	114.1	143.6	2:25.263		6	Pit Out	158.1	47.054		31.985	157.1	198.2	3:25.405	
2	33.211	147.1	52.619		34.040	156.8	174.5	1:59.870		7	24.861	194.2	<u>45.555</u>		31.886	155.9	<u>200.0</u>	<u>1:42.302</u>	
3	24.874	190.5	46.178		32.848	150.3	188.2	1:43.900		8	<u>24.476</u>	198.2	49.465		<u>31.543</u>	152.9	198.5	1:45.484	
4	25.124	<u>198.9</u>	46.611		32.480	<u>159.0</u>	185.9	1:44.215		9	25.320	188.2	58.794		Pit In		117.0	2:21.294	
5	24.946	197.1	50.790		Pit In		177.3	2:11.661		10									

3 Ronny Scheer										Ford Capri Turbo D&W									
lap	Sect-1	Speed	Sect-2	Speed	Sect-3	Speed	TopSpeed	laptime	pit	lap	Sect-1	Speed	Sect-2	Speed	Sect-3	Speed	Topspeed	laptime	pit
1	Pit Out	115.6	1:02.258		39.527	127.1	128.0	2:18.143		7	29.415	157.2	56.733		Pit In		143.6	2:21.475	
2	28.009	172.2	49.147		32.828	141.9	175.6	1:49.984		8	Pit Out	191.8	49.703		31.806	<u>143.7</u>	183.7	4:57.433	
3	24.687	194.6	45.699		32.223	141.9	213.9	1:42.609		9	24.688	213.0	44.057		30.943	141.4	214.3	1:39.688	
4	24.765	212.2	45.012		32.040	140.7	213.4	1:41.817		10	24.765	214.3	44.127		32.167	139.4	215.6	1:41.059	
5	24.570	<u>218.6</u>	44.637		31.959	140.7	213.9	1:41.166		11	24.999	207.3	<u>43.764</u>		<u>30.296</u>	142.4	215.1	1:39.059	
6	24.857	216.9	44.871		31.815	141.4	211.8	1:41.543		12	<u>24.503</u>	216.0	43.769		30.711	141.9	<u>216.0</u>	<u>1:38.983</u>	

5 Markus Reich										Audi A4 STW									
lap	Sect-1	Speed	Sect-2	Speed	Sect-3	Speed	TopSpeed	laptime	pit	lap	Sect-1	Speed	Sect-2	Speed	Sect-3	Speed	Topspeed	laptime	pit
1	Pit Out	95.5	57.344		37.795	125.1	145.9	2:11.152		6	30.731	140.1	54.600		Pit In		143.4	2:23.710	
2	27.925	185.2	48.753		34.339	128.4	194.9	1:51.017		7	Pit Out	159.8	1:01.686		35.041	127.5	120.4	4:21.625	
3	27.308	196.7	48.626		34.999	120.4	189.1	1:50.933		8	27.126	198.2	49.960		36.242	128.4	198.9	1:53.328	
4	27.103	<u>199.6</u>	47.994		33.902	<u>129.0</u>	198.2	1:48.999		9	<u>26.899</u>	199.3	<u>46.909</u>		<u>33.156</u>	<u>129.0</u>	199.3	1:46.964 D	
5	27.147	197.1	47.809		33.890	<u>129.0</u>	<u>200.0</u>	<u>1:48.846</u>		10	37.707	105.3	1:08.310		Pit In		100.8	2:48.096	

8 Stefan Rupp										Audi A4 DTM									
lap	Sect-1	Speed	Sect-2	Speed	Sect-3	Speed	TopSpeed	laptime	pit	lap	Sect-1	Speed	Sect-2	Speed	Sect-3	Speed	Topspeed	laptime	pit
1	Pit Out	192.9	45.715		31.511	144.8	218.6	1:44.426		4	Pit Out	184.3	44.383		<u>30.550</u>	148.0	<u>228.8</u>	5:25.366	
2	25.744	227.8	<u>44.275</u>		30.700	<u>149.4</u>	206.1	1:40.719		5	24.031	220.0	45.003		30.962	132.9	224.5	<u>1:39.996</u>	
3	<u>23.939</u>	<u>231.3</u>	56.462		Pit In		150.4	2:05.774		6	28.542	165.4	51.000		Pit In		168.0	2:04.047	

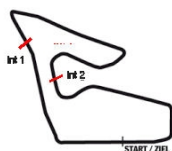
13 Nico Ullmer										Volkswagen Lupo BTC /DTC 1600									
lap	Sect-1	Speed	Sect-2	Speed	Sect-3	Speed	TopSpeed	laptime	pit	lap	Sect-1	Speed	Sect-2	Speed	Sect-3	Speed	Topspeed	laptime	pit
1	Pit Out	115.4	1:04.283		41.837	106.9	108.4	2:24.872		7	29.741	181.5	52.202		35.534	119.1	166.4	1:57.477	
2	32.029	161.7	54.846		38.653	110.9	159.3	2:05.528		8	29.108	<u>183.4</u>	51.032		<u>35.454</u>	119.1	179.4	1:55.594	
3	31.850	158.1	54.212		38.102	114.5	164.6	2:04.164		9	<u>29.090</u>	175.9	51.110		36.516	118.6	178.2	1:56.716	
4	30.406	166.2	53.074		Pit In		171.7	2:11.106		10	29.626	181.2	<u>50.488</u>		35.912	117.7	181.5	1:56.026	
5	Pit Out	158.6	54.886		37.507	115.8	157.7	3:34.473		11	29.338	180.3	50.618		35.623	<u>119.8</u>	180.9	<u>1:55.579</u>	
6	29.884	158.1	52.575		36.262	117.9	177.9	1:58.721		12									

16 Giovanni Buganza										Chevron B16									
lap	Sect-1	Speed	Sect-2	Speed	Sect-3	Speed	TopSpeed	laptime	pit	lap	Sect-1	Speed	Sect-2	Speed	Sect-3	Speed	Topspeed	laptime	pit
1	Pit Out	131.7	59.563		36.265	115.5	143.4	2:09.512		7	26.905	197.1	47.619		33.219	128.2	194.9	1:47.743	
2	28.304	187.8	48.330		33.252	127.3	193.5	1:49.886		8	26.998	198.2	47.056		33.145	128.2	196.4	1:47.199	
3	27.529	199.6	47.281		33.782	125.5	196.4	1:48.592		9	29.228	147.7	48.154		Pit In		193.5	2:09.647	
4	27.109	199.6	47.274		33.792	126.5	<u>198.5</u>	1:48.175		10	Pit Out	101.8	1:15.885		34.179	127.3	94.4	4:31.269	
5	27.012	193.9	47.383		33.049	<u>128.6</u>	198.2	1:47.444		11	27.136	198.2	47.416		33.466	127.1	191.5	1:48.018	
6	<u>26.670</u>	<u>200.4</u>	<u>46.532</u>		33.895	127.1	<u>198.5</u>	1:47.097		12	26.848	<u>200.4</u>	46.899		<u>32.778</u>	128.2	196.7	<u>1:46.525</u>	

26 Peter Zysset										Opel Astra DTC									
lap	Sect-1	Speed	Sect-2	Speed	Sect-3	Speed	TopSpeed	laptime	pit	lap	Sect-1	Speed	Sect-2	Speed	Sect-3	Speed	Topspeed	laptime	pit
1	Pit Out	118.2	1:05.587		40.712	111.2	110.2	2:23.851		7	30.486	174.2	51.669		36.258	114.5	172.5	1:58.413	
2	31.395	164.1	55.106		38.312	113.0	157.9	2:04.813		8	30.025	175.9	<u>51.040</u>		<u>35.879</u>	114.5	176.8	<u>1:56.944</u>	
3	30.307	173.6	52.344		36.609	114.3	167.2	1:59.260		9	29.931	175.9	51.355		36.266	114.5	<u>177.3</u>	1:57.552	
4	<u>29.893</u>	174.2	52.884		36.422	<u>114.9</u>	176.2	1:59.199 D		10	30.126	170.1	52.254		35.888	<u>114.9</u>	156.3	1:58.268	
5	29.980	174.8	51.943		37.162	113.6	176.5	1:59.085		11	30.203	174.5	51.486		36.032	114.5	175.9	1:57.721	
6	30.103	174.5	58.468		39.401	114.3	126.2	2:07.972		12	29.975	<u>176.2</u>	52.319		37.163	114.1	176.5	1:59.457	

28 Kurt Gföhler										BMW E30 M3 DTM Bigazzi									
lap	Sect-1	Speed	Sect-2	Speed	Sect-3	Speed	TopSpeed	laptime	pit	lap	Sect-1	Speed	Sect-2	Speed	Sect-3	Speed	Topspeed	laptime	pit
1	Pit Out	154.1	58.086		<u>35.218</u>	<u>132.9</u>	128.7	2:02.445		2	<u>26.910</u>	<u>189.1</u>	<u>51.074</u>		Pit In		<u>205.3</u>	2:09.384	





## Red Bull Ring Classics

### BG Sportpromotion, Red Bull Ring

CanAm+ Sportcars/TW Golden Ära

9 - 11 June 2023

Laps and Sector Times - Qualifying 1

Red Bull Ring - 4318 mtr.

30 Josef Schiedlbauer										Porsche 911 Carrera 3.0									
lap	Sect-1	Speed	Sect-2	Speed	Sect-3	Speed	TopSpeed	laptime	pit	lap	Sect-1	Speed	Sect-2	Speed	Sect-3	Speed	Topspeed	laptime	pit
1	Pit Out	91.4	1:07.109		41.289	114.8	122.2	2:34.627		7	29.275	181.2	53.103		36.298	120.9	175.0	1:58.676	
2	33.574	159.5	53.863		38.315	120.7	165.4	2:05.752		8	29.139	175.3	51.989		38.302	119.8	170.3	1:59.430	
3	30.942	153.6	56.536		37.181	120.7	150.4	2:04.659		9	29.844	179.7	51.360		<u>36.115</u>	<u>121.3</u>	179.7	1:57.319	D
4	29.929	170.3	52.154		37.067	119.8	175.6	1:59.150		10	29.237	183.7	51.614		36.156	<u>121.3</u>	182.1	1:57.007	D
5	<u>29.088</u>	179.4	<u>51.104</u>		36.793	<u>121.3</u>	178.8	<u>1:56.985</u>		11	29.349	180.9	52.850		37.257	118.9	165.4	1:59.456	
6	30.080	155.8	52.389		36.344	120.5	177.3	1:58.813		12	29.560	<u>186.2</u>	51.467		36.770	120.9	<u>183.7</u>	1:57.797	

37 Günter Schmidt										Porsche 911 SC/RS									
lap	Sect-1	Speed	Sect-2	Speed	Sect-3	Speed	TopSpeed	laptime	pit	lap	Sect-1	Speed	Sect-2	Speed	Sect-3	Speed	Topspeed	laptime	pit
1	Pit Out	117.9	1:02.119		39.171	123.9	115.6	2:18.372		6	27.627	198.5	<u>48.374</u>		34.714	124.3	198.2	1:50.715	
2	28.586	181.2	50.939		35.229	125.3	189.8	1:54.754		7	<u>27.335</u>	199.6	48.610		<u>34.309</u>	125.5	<u>199.6</u>	<u>1:50.254</u>	
3	27.914	199.3	48.903		34.629	125.9	198.5	1:51.446		8	28.049	184.3	54.570		Pit In		142.9	2:13.406	
4	27.639	<u>200.4</u>	50.063		34.869	125.9	185.9	1:52.571		9	Pit Out	148.1	56.084		Pit In		151.3	2:32.970	
5	27.799	198.5	50.173		34.713	<u>126.7</u>	196.0	1:52.685		10									

47 Francesco Tessaro										Fiat Abarth X1/9 DRM									
lap	Sect-1	Speed	Sect-2	Speed	Sect-3	Speed	TopSpeed	laptime	pit	lap	Sect-1	Speed	Sect-2	Speed	Sect-3	Speed	Topspeed	laptime	pit
1	Pit Out	112.0	1:03.220		43.290	95.0	118.8	2:23.331		6	33.769	<u>148.8</u>	55.439		38.781	102.3	<u>156.1</u>	2:07.989	
2	36.329	130.0	57.323		40.720	103.7	143.8	2:14.372		7	33.959	144.0	55.977		40.160	98.5	153.6	2:10.096	
3	<u>33.200</u>	148.1	55.926		39.053	<u>104.2</u>	152.8	2:08.179		8	34.453	144.2	56.361		38.518	102.5	144.6	2:09.332	
4	33.631	148.1	56.438		40.553	103.4	154.3	2:10.622		9	33.858	146.9	<u>54.672</u>		<u>38.498</u>	103.1	154.1	<u>2:07.028</u>	
5	34.095	146.7	55.636		38.958	103.3	154.3	2:08.689		10	33.806	147.1	55.196		38.577	103.9	151.7	2:07.579	

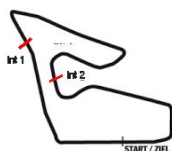
48 Bas Jansen										BMW M3 E30									
lap	Sect-1	Speed	Sect-2	Speed	Sect-3	Speed	TopSpeed	laptime	pit	lap	Sect-1	Speed	Sect-2	Speed	Sect-3	Speed	Topspeed	laptime	pit
1	Pit Out	163.4	57.699		47.865	47.4	158.8	2:18.594		7	<u>27.973</u>	196.0	48.366		34.762	120.2	191.8	1:51.101	
2	36.419	185.9	54.254		Pit In		182.4	2:20.294		8	28.866	191.5	48.516		34.216	123.6	193.9	1:51.598	
3	Pit Out	185.2	51.005		34.926	<u>123.8</u>	190.8	4:00.119		9	28.136	194.9	48.457		<u>33.947</u>	<u>123.8</u>	193.5	<u>1:50.540</u>	
4	28.501	193.5	49.842		34.831	122.4	190.8	1:53.174		10	28.248	180.3	50.002		33.962	122.8	190.5	1:52.212	
5	28.402	196.0	50.069		34.714	119.6	191.8	1:53.185		11	28.803	191.2	49.922		Pit In		161.2	2:09.548	
6	28.163	<u>196.7</u>	<u>48.238</u>		35.580	121.1	<u>195.7</u>	1:51.981		12									

49 Philipp Kennewell										BMW M3 DTM E30 (ex Kalaschek)									
lap	Sect-1	Speed	Sect-2	Speed	Sect-3	Speed	TopSpeed	laptime	pit	lap	Sect-1	Speed	Sect-2	Speed	Sect-3	Speed	Topspeed	laptime	pit
1	Pit Out	113.6	1:03.656		41.562	124.7	114.2	2:21.167		6	28.203	178.5	50.796		34.847	126.1	159.3	1:53.846	
2	32.486	149.2	53.514		39.064	125.1	157.4	2:05.064		7	28.135	165.9	49.500		<u>34.770</u>	126.9	175.0	1:52.405	
3	28.618	173.9	49.824		35.146	<u>127.1</u>	173.1	1:53.588		8	<u>27.813</u>	175.6	<u>49.011</u>		35.205	126.3	<u>180.9</u>	<u>1:52.029</u>	
4	29.220	<u>180.3</u>	50.250		35.129	126.7	174.8	1:54.599		9	28.047	171.2	51.030		35.645	124.7	172.5	1:54.722	
5	28.666	152.1	50.458		35.288	126.9	175.3	1:54.412		10	29.896	159.8	52.615		Pit In		169.8	2:10.279	

54 Leonard Batenburg										BMW M3 Gr. A									
lap	Sect-1	Speed	Sect-2	Speed	Sect-3	Speed	TopSpeed	laptime	pit	lap	Sect-1	Speed	Sect-2	Speed	Sect-3	Speed	Topspeed	laptime	pit
1	Pit Out	134.0	55.356		36.129	126.9	139.9	2:02.399		7	26.645	203.8	47.018		32.953	127.1	201.5	1:46.616	
2	31.543	168.2	49.608		33.992	129.2	185.6	1:55.143		8	26.649	203.4	47.353		33.217	126.3	200.4	1:47.219	
3	27.408	201.1	48.674		33.481	127.3	197.4	1:49.563		9	34.558	141.5	48.679		<u>32.499</u>	<u>131.1</u>	201.1	1:55.736	
4	26.703	202.2	47.592		Pit In		200.4	1:56.883		10	27.090	201.5	48.740		32.644	130.3	201.1	1:48.474	
5	Pit Out	197.1	48.190		32.690	130.0	200.4	3:28.804		11	26.649	<u>204.2</u>	48.413		32.771	129.2	196.4	1:47.833	
6	<u>26.478</u>	195.7	48.004		32.581	129.4	199.6	1:47.063		12	26.494	<u>204.2</u>	<u>46.904</u>		32.606	130.9	<u>202.2</u>	<u>1:46.004</u>	

73 Wolfgang Kaupp										Opel Kadett C									
lap	Sect-1	Speed	Sect-2	Speed	Sect-3	Speed	TopSpeed	laptime	pit	lap	Sect-1	Speed	Sect-2	Speed	Sect-3	Speed	Topspeed	laptime	pit
1	Pit Out	102.9	1:04.140		40.805	119.5	112.0	2:26.350		6	27.767	179.4	49.402		34.317	131.1	174.5	1:51.486	
2	29.961	154.1	53.676		35.520	130.5	149.2	1:59.157		7	<u>27.425</u>	178.8	50.339		34.731	128.6	165.6	1:52.495	
3	28.068	174.8	50.216		34.801	130.3	164.9	1:53.085		8	27.829	166.4	50.401		Pit In		180.9	2:06.648	
4	28.248	<u>186.9</u>	49.631		34.092	<u>131.6</u>	168.2	1:51.971		9	Pit Out	167.4	50.439		34.506	130.5	165.4	3:18.318	
5	27.600	185.9	49.798		<u>34.046</u>	131.1	181.8	1:51.444		10	27.687	182.1	<u>48.957</u>		34.145	131.1	<u>189.5</u>	<u>1:50.789</u>	

75 Albrecht Kamenzin										BMW 325									
lap	Sect-1	Speed	Sect-2	Speed	Sect-3	Speed	TopSpeed	laptime	pit	lap	Sect-1	Speed	Sect-2	Speed	Sect-3	Speed	Topspeed	laptime	pit
1	Pit Out	95.7	1:05.185		41.904	115.6	121.3	2:30.124		7	Pit Out	156.5	54.332		38.268	116.5	160.7	2:54.835	
2	31.252	158.1	53.760		40.765	119.1	154.7	2:05.777		8	29.835	177.6	52.646		36.869	120.5	179.4	1:59.350	
3	30.855	157.9	53.662		37.236	120.0	153.6	2:01.753		9	30.696	159.1	53.171		37.724	119.8	<u>182.4</u>	2:01.591	
4	30.263	165.6	53.650		36.582	119.8	154.7	2:00.495		10	30.463	165.9	52.922		<u>36.519</u>	121.3	158.6	1:59.904	
5	29.970	163.6	51.914		36.848	<u>122.2</u>	177.0	1:58.732		11	30.192	<u>184.0</u>	<u>51.405</u>		36.706	117.5	172.2	<u>1:58.303</u>	



## Red Bull Ring Classics

### BG Sportpromotion, Red Bull Ring

CanAm+ Sportcars/TW Golden Ära

9 - 11 June 2023

Laps and Sector Times - Qualifying 1

Red Bull Ring - 4318 mtr.

6	29.519	168.8	1:02.934	Pit In	173.4	2:26.990	12			
---	--------	-------	----------	--------	-------	----------	----	--	--	--

80 Mücke-Mücke								Ford Zakspeed Capri Turbo												
lap	Sect-1	Speed	Sect-2	Speed	Sect-3	Speed	TopSpeed	laptime	pit	lap	Sect-1	Speed	Sect-2	Speed	Sect-3	Speed	Topspeed	laptime	pit	
1	Pit Out	130.4	59.841				156.3	2:27.466		2										

84 Reinier van Abbe								BMW 325i											
lap	Sect-1	Speed	Sect-2	Speed	Sect-3	Speed	TopSpeed	laptime	pit	lap	Sect-1	Speed	Sect-2	Speed	Sect-3	Speed	Topspeed	laptime	pit
1	Pit Out	101.8	1:03.247		42.786	116.8	119.6	2:21.981		5	29.385	161.7	54.939		35.880	120.9	150.6	2:00.204	
2	30.808	145.6	55.228		37.213		131.7	2:03.249		6	29.070	180.9	51.817		35.502	122.4	166.7	1:56.389	
3	29.585	173.4	52.628		36.355		151.9	1:58.568		7	<del>28.894</del>	<del>186.5</del>	<del>50.750</del>		38.693	113.8	<del>182.7</del>	1:58.337	
4	29.218	173.4	50.907		<del>35.488</del>	<del>123.2</del>	170.9	<del>1:55.613</del>		8	34.117	151.9	53.554		Pit In		160.5	2:21.597	

99 Thomas Wandel								Audi 200											
lap	Sect-1	Speed	Sect-2	Speed	Sect-3	Speed	TopSpeed	laptime	pit	lap	Sect-1	Speed	Sect-2	Speed	Sect-3	Speed	Topspeed	laptime	pit
1	Pit Out	95.1	1:05.961		41.331	114.0	118.9	2:30.017		5	<del>25.852</del>	184.6	<del>47.025</del>		Pit In		<del>195.3</del>	1:57.855	
2	33.287	153.8	53.590		36.335	140.7	162.2	2:03.212		6	Pit Out	158.8	48.377		<del>32.535</del>	<del>143.2</del>	187.8	2:32.578	
3	27.315	158.1	50.381		33.347	140.9	163.1	1:51.043		7	25.880	178.2	47.099		Pit In		190.5	2:02.144	
4	25.907	<del>186.5</del>	47.180		32.538	142.4	185.6	<del>1:45.625</del>		8									

138 Andrea Tessaro								Fiat Abarth X1/9 DRM (78)											
lap	Sect-1	Speed	Sect-2	Speed	Sect-3	Speed	TopSpeed	laptime	pit	lap	Sect-1	Speed	Sect-2	Speed	Sect-3	Speed	Topspeed	laptime	pit
1	Pit Out	146.7	55.685		37.795	109.8	157.4	2:06.343		5	<del>28.754</del>	177.0	49.403		<del>34.064</del>	118.9	172.2	<del>1:52.221</del>	
2	31.238	165.9	52.148		35.137	<del>119.1</del>	167.7	1:58.523		6	28.973	176.2	<del>48.688</del>		Pit In		178.5	2:00.616	
3	29.001	<del>178.5</del>	49.707		Pit In		179.1	2:00.511		7	Pit Out	172.0	49.580		Pit In		<del>179.4</del>	4:43.152	
4	Pit Out	172.2	49.641		34.121	<del>119.1</del>	178.8	2:55.955		8									

171 Erich Petrakovits								Ford Capri Gr.5											
lap	Sect-1	Speed	Sect-2	Speed	Sect-3	Speed	TopSpeed	laptime	pit	lap	Sect-1	Speed	Sect-2	Speed	Sect-3	Speed	Topspeed	laptime	pit
1	Pit Out	127.5	1:01.438		40.043	143.5	130.8	2:13.751		6	Pit Out	164.1	51.366		36.364	149.4	173.9	4:03.014	
2	28.192	168.5	48.151		34.618	148.3	185.9	1:50.961		7	25.633	176.5	47.797		33.492	150.3	179.1	1:46.922	
3	24.713	181.5	46.929		33.932	<del>151.4</del>	180.6	1:45.574		8	24.615	181.2	47.241		33.835	150.0	185.6	1:45.691	
4	24.736	169.3	46.558		<del>33.334</del>	<del>151.4</del>	<del>202.6</del>	<del>1:44.628</del>		9	<del>24.614</del>	<del>183.7</del>	46.687		33.486	150.9	202.2	1:44.787	
5	25.208	172.2	<del>46.546</del>		Pit In		193.9	2:04.404		10	37.596	114.3	57.825		Pit In		149.6	2:32.757	

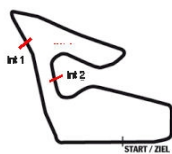
310 Georg Hallau								Lola T310											
lap	Sect-1	Speed	Sect-2	Speed	Sect-3	Speed	TopSpeed	laptime	pit	lap	Sect-1	Speed	Sect-2	Speed	Sect-3	Speed	Topspeed	laptime	pit
1	Pit Out	171.2	52.095		33.928	149.4	148.4	1:58.175		4	Pit Out	209.7	43.425		<del>29.530</del>	<del>171.1</del>	203.8	3:33.616	
2	22.874	<del>232.8</del>	43.200		30.143	166.7	203.0	<del>1:36.217</del>		5	<del>21.843</del>	221.8	<del>41.692</del>		Pit In		<del>248.3</del>	1:44.550	
3	22.173	210.9	43.349		Pit In		192.5	1:49.112		6									

635 Mathijs Bakker								BMW 635 C si											
lap	Sect-1	Speed	Sect-2	Speed	Sect-3	Speed	TopSpeed	laptime	pit	lap	Sect-1	Speed	Sect-2	Speed	Sect-3	Speed	Topspeed	laptime	pit
1								1:53.841		4								1:51.559	
2								1:57.054		5								6:33.467	
3								2:09.849		6								1:50.917	

666 Reiner Zimmermann								Opel Manta B											
lap	Sect-1	Speed	Sect-2	Speed	Sect-3	Speed	TopSpeed	laptime	pit	lap	Sect-1	Speed	Sect-2	Speed	Sect-3	Speed	Topspeed	laptime	pit
1	Pit Out	100.2	1:04.848		41.080	125.1	118.4	2:25.870		4	<del>27.398</del>	185.6	48.922		34.437	101.9	183.1	1:50.757	
2	29.636	172.0	50.224		35.242	128.8	175.6	1:55.102		5	44.138	107.8	1:07.428		Pit In		122.0	3:07.979	
3	27.402	<del>199.6</del>	<del>48.429</del>		<del>33.989</del>	<del>129.6</del>	<del>191.8</del>	<del>1:49.820</del>		6									

687 Axel Pilz								McLaren M6B											
lap	Sect-1	Speed	Sect-2	Speed	Sect-3	Speed	TopSpeed	laptime	pit	lap	Sect-1	Speed	Sect-2	Speed	Sect-3	Speed	Topspeed	laptime	pit
1	Pit Out	157.4	56.187		41.060	156.8	139.5	2:09.759		5	24.436	<del>221.8</del>	<del>44.520</del>		32.429	153.8	<del>213.9</del>	1:41.385	
2	28.925	159.8	52.335		36.481	151.1	147.7	1:57.741		6	<del>23.475</del>	211.4	44.641		<del>31.591</del>	159.7	207.7	<del>1:39.707</del>	
3	25.016	175.3	49.001		33.928	151.4	180.0	1:47.945		7	24.168	173.6	46.449		31.694	<del>162.3</del>	203.4	1:42.311	
4	25.071	193.9	47.368		33.083	155.3	187.8	1:45.522		8	24.394	188.5	46.437		Pit In		194.9	2:04.243	

715 Thomas Kleber								Nissan Skyline R32 GTR											
lap	Sect-1	Speed	Sect-2	Speed	Sect-3	Speed	TopSpeed	laptime	pit	lap	Sect-1	Speed	Sect-2	Speed	Sect-3	Speed	Topspeed	laptime	pit
1	Pit Out	86.7	1:07.830		41.706	132.4	110.3	2:29.679		6	<del>26.038</del>		48.997		<del>34.548</del>	139.9	170.1	<del>1:49.583</del>	
2	30.044	141.5	55.304		37.006	141.2	130.1	2:02.354		7	26.454	188.5	50.579		35.408	137.7	178.2	1:52.441	
3	28.116	180.3	51.930		36.548	<del>143.5</del>	171.4	1:56.594		8	26.297		<del>48.555</del>		35.106	138.7	<del>184.9</del>	1:49.958	



Red Bull Ring Classics  
 BG Sportpromotion, Red Bull Ring

CanAm+ Sportcars/TW Golden Ära

9 - 11 June 2023

Laps and Sector Times - Qualifying 1

Red Bull Ring - 4318 mtr.

4	27.283	168.0	50.139	35.857	141.4	163.1	1:53.279	9	26.570	<u>198.2</u>	50.541	36.809	135.8	171.4	1:53.920
5	27.051	164.9	50.837	35.186	141.2	170.3	1:53.074	10	34.934	103.9	1:05.984	Pit In	115.6	2:35.853	