



Red Bull Ring Classics

BG Sportpromotion, Red Bull Ring

BOSS GP

9 - 11 June 2023

Laps and Sector Times - Race 2

Red Bull Ring - 4318 mtr.

1 Ingo Gerstl									Toro Rosso F1 - STR1										
lap	Sect-1	Speed	Sect-2	Speed	Sect-3	Speed	TopSpeed	laptime	pit	lap	Sect-1	Speed	Sect-2	Speed	Sect-3	Speed	Topspeed	laptime	pit
1	20.486	281.3	38.158		26.755	177.2	276.9	1:25.399		9	21.916	237.4	38.743		25.618	190.4	271.4	1:26.277	
2	20.358	276.9	37.399		25.463	173.3	277.6	1:23.220		10	19.218	291.1	34.458		23.302	189.5	288.8	1:16.978	
3	20.335	274.8	37.080		25.323	176.8	276.9	1:22.738		11	<u>18.820</u>	268.0	35.212		24.546	190.8	<u>291.1</u>	1:18.578	
4	20.013	285.7	36.213		24.665	188.6	282.0	1:20.891		12	18.852	<u>300.0</u>	34.141		24.563	196.5	289.5	1:17.556	
5	19.867	217.7	40.249		35.731	105.3	260.2	1:35.847		13	20.027	294.3	34.351		<u>22.871</u>	<u>197.5</u>	<u>291.1</u>	1:17.249	
6	23.772	193.9	40.984		29.253	166.0	246.6	1:34.009		14	19.634	238.4	35.307		23.386	195.1	<u>291.1</u>	1:18.327	
7	22.014	209.3	40.748		28.125	168.9	257.8	1:30.887		15	19.997	274.1	<u>34.026</u>		23.405	193.2	<u>291.1</u>	1:17.428	
8	21.493	199.6	40.209		27.663	166.4	221.8	1:29.365		16	19.214	296.7	35.216		Pit In		282.7	1:27.732	

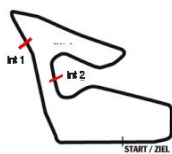
7 Ulf Ehninger									Benetton F1 - B197										
lap	Sect-1	Speed	Sect-2	Speed	Sect-3	Speed	TopSpeed	laptime	pit	lap	Sect-1	Speed	Sect-2	Speed	Sect-3	Speed	Topspeed	laptime	pit
1	21.221	265.4	38.438		26.089	180.8	274.1	1:25.748		6	24.134	216.4	40.756		29.037	169.2	263.4	1:33.927	
2	20.355	279.1	37.563		25.522	182.9	272.7	1:23.440		7	22.042	215.1	40.752		27.977	170.0	234.3	1:30.771	
3	20.072	274.1	37.445		25.248	183.3	269.3	1:22.765		8	21.643	198.2	40.278		27.538	164.7	220.4	1:29.459	
4	19.999	279.8	37.385		25.317	180.8	257.8	1:22.701		9	22.157	250.0	38.416		25.951	<u>183.8</u>	266.0	1:26.524	
5	20.133	242.7	38.285		35.219	103.9	<u>279.8</u>	1:33.637		10	20.471	272.0	36.915		<u>24.757</u>	183.3	277.6	1:22.143	

10 Antonio Pizzonia									Dallara World Series V8 - T12										
lap	Sect-1	Speed	Sect-2	Speed	Sect-3	Speed	TopSpeed	laptime	pit	lap	Sect-1	Speed	Sect-2	Speed	Sect-3	Speed	Topspeed	laptime	pit
1	20.905	272.7	35.660		23.465	182.1	270.0	1:20.030		11	20.028	<u>280.5</u>	35.737		23.761	182.1	272.7	1:19.526	
2	19.415	273.4	<u>34.313</u>		22.924	182.5	270.0	1:16.652		12	19.366	<u>280.5</u>	34.743		24.680	182.9	272.0	1:18.789	
3	<u>19.191</u>	275.5	34.315		<u>22.875</u>	<u>184.6</u>	272.0	<u>1:16.381</u>		13	19.757	277.6	34.624		23.247	182.9	271.4	1:17.628	
4	19.675	278.4	36.071		24.319	182.1	<u>274.1</u>	1:20.065		14	19.592	277.6	35.234		23.517	182.9	272.7	1:18.343	
5	19.631	236.8	38.984		34.914	117.5	249.4	1:33.529		15	19.895	276.2	35.391		23.332	182.5	271.4	1:18.618	
6	24.274	250.0	40.776		29.342	177.2	252.3	1:34.392		16	19.867	<u>280.5</u>	35.070		23.593	181.2	270.7	1:18.530	
7	22.175	180.9	41.179		27.668	177.2	268.7	1:31.022		17	19.364	278.4	34.860		23.278	182.1	272.0	1:17.502	
8	21.926	220.0	40.358		27.850	176.0	215.6	1:30.134		18	20.621	278.4	35.283		23.426	182.1	270.0	1:19.330	
9	21.942	276.9	35.123		24.698	179.6	273.4	1:21.763		19	19.530	279.1	35.047		23.262	182.5	271.4	1:17.839	
10	20.585	277.6	34.817		23.734	183.3	272.0	1:19.136		20									

11 Paul O'Connell									Dallara World Series T02										
lap	Sect-1	Speed	Sect-2	Speed	Sect-3	Speed	TopSpeed	laptime	pit	lap	Sect-1	Speed	Sect-2	Speed	Sect-3	Speed	Topspeed	laptime	pit
1	23.827	251.7	42.398		25.519	170.3	241.1	1:31.744		10	21.099	260.9	37.079		24.651	168.9	253.5	1:22.829	
2	21.157	263.4	38.225		25.091	170.7	<u>257.8</u>	1:24.473		11	21.052	261.5	36.922		25.815	167.1	253.5	1:23.789	
3	21.256	<u>264.1</u>	37.223		25.047	<u>172.5</u>	257.1	1:23.526		12	21.058	259.0	37.366		25.078	168.2	252.9	1:23.502	
4	20.956	<u>264.1</u>	37.435		24.956	169.2	251.7	1:23.347		13	20.876	258.4	37.162		24.641	170.0	252.9	<u>1:22.679</u>	
5	<u>20.868</u>	261.5	41.258		32.735	129.4	246.6	1:34.861		14	22.968	257.1	<u>36.860</u>		<u>24.591</u>	171.1	255.9	1:24.419	
6	26.275	166.4	49.316		39.666	49.4	186.2	1:55.257		15	21.371	259.0	37.163		26.602	167.4	251.7	1:25.136	
7	34.965	202.2	39.826		26.934	162.0	241.6	1:41.725		16	21.263	259.6	37.080		24.812	167.8	252.3	1:23.155	
8	21.459	259.0	37.503		25.306	166.4	252.9	1:24.268		17	21.017	259.0	37.056		25.689	167.4	252.9	1:23.762	
9	21.022	260.2	37.128		24.833	166.7	252.3	1:22.983		18	21.077	260.2	37.352		24.815	168.9	252.9	1:23.244	

17 Armando Mangini									Dallara GP2										
lap	Sect-1	Speed	Sect-2	Speed	Sect-3	Speed	TopSpeed	laptime	pit	lap	Sect-1	Speed	Sect-2	Speed	Sect-3	Speed	Topspeed	laptime	pit
1	24.818	204.9	43.992		28.644	170.0	198.9	1:37.454		10	21.543	<u>272.0</u>	38.005		26.763	171.1	260.2	1:26.311	
2	21.545	264.7	39.705		28.081	170.0	260.2	1:29.331		11	21.074	270.7	37.995		27.216	170.0	<u>264.1</u>	1:26.285	
3	21.384	266.0	39.212		27.433	171.4	261.5	1:28.029		12	21.563	251.7	39.997		27.735	172.2	259.6	1:29.295	
4	21.109	232.3	38.908		27.281	171.1	262.8	1:27.298		13	<u>20.834</u>	268.0	39.119		27.397	170.7	<u>264.1</u>	1:27.350	
5	21.880	208.5	40.457		28.572	170.7	241.6	1:30.909		14	21.132	269.3	39.323		27.039	168.9	262.8	1:27.494	
6	21.489	225.0	43.685		36.370	44.1	221.3	1:41.544		15	21.090	268.7	38.178		<u>26.682</u>	<u>173.3</u>	259.6	1:25.950	
7	37.968	192.9	41.820		27.590	170.3	215.6	1:47.378		16	20.895	268.7	38.326		26.693	171.8	260.2	<u>1:25.914</u>	
8	22.035	206.5	40.741		28.029	170.3	237.9	1:30.805		17	21.166	268.7	<u>37.897</u>		27.302	170.0	262.8	1:26.365	
9	21.242	266.7	38.980		26.860	170.0	263.4	1:27.082		18	21.294	268.7	38.855		27.450	170.3	260.2	1:27.599	

22 Alexander Geier									Dallara GP2										
lap	Sect-1	Speed	Sect-2	Speed	Sect-3	Speed	TopSpeed	laptime	pit	lap	Sect-1	Speed	Sect-2	Speed	Sect-3	Speed	Topspeed	laptime	pit
1	22.749	265.4	37.607		24.471	178.0	264.1	1:24.827		8	21.913	222.7	40.030		27.487	174.4	220.4	1:29.430	
2	20.366	272.7	36.468		24.400	176.4	265.4	1:21.234		9	22.641	270.0	37.975		26.244	168.2	<u>271.4</u>	1:26.860	
3	19.958	<u>274.1</u>	<u>36.264</u>		24.266	<u>178.4</u>	262.8	<u>1:20.488</u>		10	20.715	257.1	37.489		24.471	176.4	266.0	1:22.675	
4	<u>19.955</u>	265.4	36.360		<u>24.259</u>	<u>178.4</u>	268.0	1:20.574		11	20.314	260.9	36.632		24.580	176.0	269.3	1:21.526	
5	20.352	263.4	37.387		26.373	155.9	265.4	1:24.112		12	20.221	272.7	36.639		25.259	159.4	269.3	1:22.119	
6	24.050	204.9	41.234		26.830	163.0	226.4	1:32.114		13	21.416	234.3	37.180		24.868	171.1	268.0	1:23.464	
7	22.345	223.1	39.663		27.766	163.6	249.4	1:29.774		14	20.642	243.8	40.325		Pit In		243.8	1:39.216	



Red Bull Ring Classics

BG Sportpromotion, Red Bull Ring

BOSS GP

Laps and Sector Times - Race 2

9 - 11 June 2023

Red Bull Ring - 4318 mtr.

23 Fabian Vettel									Dallara GP2										
lap	Sect-1	Speed	Sect-2	Speed	Sect-3	Speed	TopSpeed	laptime	pit	lap	Sect-1	Speed	Sect-2	Speed	Sect-3	Speed	Topspeed	laptime	pit
1	22.468	270.0	37.453		24.992	176.8	266.7	1:24.913		11	20.165	<u>279.8</u>	36.515		24.629	173.3	268.0	1:21.309	
2	20.191	272.0	36.460		24.537	<u>177.6</u>	267.3	1:21.188		12	20.204	277.6	36.892		24.904	174.8	264.7	1:22.000	
3	20.078	273.4	36.543		<u>24.445</u>	177.2	266.7	1:21.066		13	20.285	278.4	36.481		25.810	171.4	266.7	1:22.576	
4	<u>20.041</u>	274.8	<u>36.256</u>		24.462	175.6	266.0	<u>1:20.759</u>		14	21.098	270.0	36.839		25.592	174.4	266.0	1:23.529	
5	20.762	220.9	39.898		25.436	174.1	245.5	1:26.096		15	20.991	273.4	37.421		24.857	175.6	269.3	1:23.269	
6	22.818	217.7	41.265		26.802	174.1	230.3	1:30.885		16	20.161	274.8	37.152		24.823	174.1	262.8	1:22.136	
7	22.346	212.2	39.911		27.310	154.7	246.6	1:29.567		17	20.273	274.8	36.714		24.680	174.1	262.8	1:21.667	
8	22.290	226.9	39.805		27.397	152.3	195.7	1:29.492		18	20.359	272.7	36.581		24.907	175.2	264.7	1:21.847	
9	22.135	276.2	37.715		26.193	175.6	<u>270.0</u>	1:26.043		19	20.584	276.2	37.202		24.930	175.2	266.7	1:22.716	
10	20.543	240.0	37.346		24.957	173.3	266.7	1:22.846		20									

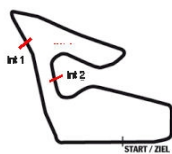
27 Marco Ghiotto									Dallara GP2										
lap	Sect-1	Speed	Sect-2	Speed	Sect-3	Speed	TopSpeed	laptime	pit	lap	Sect-1	Speed	Sect-2	Speed	Sect-3	Speed	Topspeed	laptime	pit
1	23.214	258.4	37.666		24.919	176.8	267.3	1:25.799		11	20.360	276.9	<u>36.164</u>		24.695	176.0	268.7	1:21.219	
2	20.854	251.7	37.272		24.867	172.2	269.3	1:22.993		12	<u>20.034</u>	275.5	36.714		25.312	176.0	270.0	1:22.060	
3	20.246	274.8	36.732		24.572	174.8	<u>271.4</u>	1:21.550		13	20.890	266.7	36.845		24.498	175.6	268.7	1:22.233	
4	20.171	274.1	36.592		24.523	175.2	266.7	1:21.286		14	20.867	269.3	36.759		25.505	<u>181.2</u>	269.3	1:23.131	
5	20.300	274.8	42.087		25.175	172.9	187.8	1:27.562		15	20.860	<u>279.8</u>	36.460		24.670	176.8	268.7	1:21.990	
6	20.562	268.0	39.278		27.014	174.1	262.1	1:26.854		16	20.213	274.8	36.345		24.474	175.6	264.7	<u>1:21.032</u>	
7	22.275	216.0	39.533		27.288	173.3	259.0	1:29.096		17	20.164	273.4	36.478		24.529	175.6	265.4	1:21.171	
8	22.487	214.3	39.643		27.675	171.8	208.5	1:29.805		18	20.166	272.0	36.774		26.398	174.4	267.3	1:23.338	
9	21.977	266.7	37.858		26.424	176.4	261.5	1:26.259		19	20.418	275.5	36.770		26.060	176.0	265.4	1:23.248	
10	20.402	258.4	37.932		<u>24.457</u>	173.7	269.3	1:22.791		20									

32 Simone Colombo									Dallara GP2										
lap	Sect-1	Speed	Sect-2	Speed	Sect-3	Speed	TopSpeed	laptime	pit	lap	Sect-1	Speed	Sect-2	Speed	Sect-3	Speed	Topspeed	laptime	pit
1	22.159	266.0	36.855		24.748	173.3	262.1	1:23.762		11	20.489	272.7	36.038		24.526	173.7	264.1	1:21.053	
2	20.569	266.7	36.211		24.498	174.4	262.1	1:21.278		12	20.568	271.4	<u>35.686</u>		25.431	174.1	262.8	1:21.685	
3	20.471	266.7	36.050		24.434	173.7	262.1	1:20.955		13	20.542	270.0	36.421		25.360	<u>175.6</u>	264.7	1:22.323	
4	20.487	267.3	35.776		<u>24.400</u>	173.7	260.2	1:20.663		14	20.601	270.0	36.209		24.618	174.8	262.1	1:21.428	
5	20.459	268.0	37.717		27.190	152.0	262.8	1:25.366		15	20.457	270.0	35.914		24.403	174.8	262.8	1:20.774	
6	23.990	215.1	41.289		26.924	163.3	233.8	1:32.203		16	<u>20.275</u>	270.7	35.774		24.515	174.4	261.5	<u>1:20.564</u>	
7	22.026	231.3	39.863		27.848	165.0	249.4	1:29.737		17	20.397	270.7	36.046		24.826	174.4	263.4	1:21.269	
8	21.872	225.0	39.844		27.764	172.2	213.9	1:29.480		18	20.532	268.7	36.713		24.612	174.1	260.2	1:21.857	
9	22.350	270.7	37.940		26.277	175.2	264.7	1:26.567		19	20.563	271.4	36.592		25.480	147.8	260.2	1:22.635	
10	20.666	<u>274.8</u>	36.695		24.946	174.1	<u>266.7</u>	1:22.307		20									

36 Walter Colacino									Lola T96/50 - F3000										
lap	Sect-1	Speed	Sect-2	Speed	Sect-3	Speed	TopSpeed	laptime	pit	lap	Sect-1	Speed	Sect-2	Speed	Sect-3	Speed	Topspeed	laptime	pit
1	27.363	192.2	47.152		33.302	137.5	178.5	1:47.817		9	25.473	200.7	46.025		32.783	140.7	208.5	1:44.281	
2	26.543	206.5	46.377		32.178	138.5	176.5	1:45.098		10	<u>25.375</u>	<u>209.3</u>	45.568		32.002	140.7	207.3	<u>1:42.945</u>	
3	25.891	202.6	46.106		34.473	139.4	201.1	1:46.470		11	25.831	203.4	46.152		32.787	141.2	203.8	1:44.770	
4	25.798	167.4	55.327		34.170	137.0	191.2	1:55.295		12	28.624	206.5	<u>45.394</u>		33.104	140.7	<u>209.3</u>	1:47.122	
5	26.347	174.5	49.357		33.428	139.2	176.8	1:49.132		13	25.392	201.5	45.845		32.360	139.9	198.9	1:43.597	
6	27.089	160.5	48.864		33.644	138.2	182.1	1:49.597		14	25.424	191.5	46.102		32.177	<u>141.4</u>	201.9	1:43.703	
7	26.005	184.6	47.821		<u>31.902</u>	139.7	198.9	1:45.728		15	25.734	201.1	46.642		32.502	140.9	194.6	1:44.878	
8	25.597	195.3	47.701		31.927	140.4	175.3	1:45.225		16									

44 Thomas Jakoubek									Dallara GP2										
lap	Sect-1	Speed	Sect-2	Speed	Sect-3	Speed	TopSpeed	laptime	pit	lap	Sect-1	Speed	Sect-2	Speed	Sect-3	Speed	Topspeed	laptime	pit
1	25.224	225.9	42.568		27.394	170.7	217.3	1:35.186		10	21.265	272.0	38.631		26.736	170.7	264.7	1:26.632	
2	21.832	263.4	39.626		26.848	171.8	260.9	1:28.306		11	21.456	<u>274.1</u>	37.957		27.154	171.1	265.4	1:26.567	
3	21.545	268.0	39.664		26.721	170.3	262.8	1:27.930		12	21.026	272.0	37.900		27.073	172.5	264.1	1:25.999	
4	21.629	219.5	39.927		26.852	171.4	262.8	1:28.408		13	22.075	227.8	39.682		26.311	<u>173.7</u>	264.1	1:28.068	
5	22.460	239.5	40.970		28.417	167.8	247.1	1:31.847		14	21.135	264.1	38.006		<u>26.062</u>	173.3	264.1	1:25.203	
6	21.800	238.9	44.117		36.621	46.9	240.0	1:42.538		15	<u>20.874</u>	273.4	<u>37.738</u>		26.186	170.3	263.4	<u>1:24.798</u>	
7	37.645	219.5	41.192		27.314	168.5	260.2	1:46.151		16	20.948	271.4	37.976		26.219	172.5	262.8	1:25.143	
8	23.248	168.2	41.072		26.613	170.3	254.1	1:30.933		17	21.070	269.3	37.789		26.836	172.9	264.7	1:25.695	
9	21.446	222.2	39.175		26.201	171.1	<u>267.3</u>	1:26.822		18	21.445	266.0	38.204		26.900	171.8	264.7	1:26.549	

55 Marco Minelli									Dallara World Series V8 - T12										
lap	Sect-1	Speed	Sect-2	Speed	Sect-3	Speed	TopSpeed	laptime	pit	lap	Sect-1	Speed	Sect-2	Speed	Sect-3	Speed	Topspeed	laptime	pit
1	Pit Out	236.8	43.276		34.969	157.8	200.0	1:41.078		10	21.914	248.3	38.779		28.247	166.4	245.5	1:28.940	
2	22.544	242.2	40.036		27.336	162.0	241.6	1:29.916		11	21.681	248.3	39.238		28.673	166.4	242.2	1:29.592	
3	21.964	240.0	39.907		26.805	166.0	240.0	1:28.676		12	21.573	246.0	38.994		26.460	164.7	241.6	1:27.027	



Red Bull Ring Classics

BG Sportpromotion, Red Bull Ring

BOSS GP

9 - 11 June 2023

Laps and Sector Times - Race 2

Red Bull Ring - 4318 mtr.

4	23.134	180.6	40.272	32.998	123.4	243.2	1:36.404	13	22.238	250.0	38.705	26.294	165.0	242.2	1:27.237
5	25.205	198.2	41.686	29.035	163.6	229.3	1:35.926	14	21.540	250.6	38.971	26.135	163.6	242.2	1:26.646
6	22.724	226.4	40.502	27.849	164.7	227.4	1:31.075	15	21.609	251.2	38.426	26.209	165.3	243.8	1:26.244
7	22.069	219.5	40.550	28.044	161.0	225.0	1:30.663	16	21.866	251.7	38.755	26.115	<u>166.7</u>	246.0	1:26.736
8	22.918	243.2	42.302	26.970	165.0	220.9	1:32.190	17	<u>21.256</u>	<u>252.9</u>	<u>38.072</u>	<u>25.771</u>	166.4	<u>246.6</u>	<u>1:25.099</u>
9	21.570	246.0	40.675	28.456	165.0	198.9	1:30.701	18							

57 Bruno Jarach										Dallara GP2									
lap	Sect-1	Speed	Sect-2	Speed	Sect-3	Speed	TopSpeed	laptime	pit	lap	Sect-1	Speed	Sect-2	Speed	Sect-3	Speed	Topspeed	laptime	pit
1	25.125	209.3	43.972		28.213	168.9	213.4	1:37.310		10	21.069	266.7	37.818		26.792	168.2	266.0	1:25.679	
2	21.455	257.8	40.051		27.477	170.0	266.0	1:28.983		11	21.280	<u>274.8</u>	37.664		26.975	173.3	265.4	1:25.919	
3	21.074	269.3	38.946		27.342	170.0	265.4	1:27.362		12	21.022	270.7	37.957		27.037	168.9	264.7	1:26.016	
4	21.147	251.2	39.218		27.478	170.7	264.7	1:27.843		13	21.104	269.3	39.061		27.625	170.7	232.3	1:27.790	
5	21.958	255.3	41.051		28.034	172.5	222.7	1:31.043		14	21.151	244.3	37.796		26.772	169.6	<u>268.7</u>	1:25.719	
6	21.223	240.0	44.376		36.156	47.7	241.1	1:41.755		15	<u>20.808</u>	266.7	<u>37.599</u>		26.505	171.8	263.4	<u>1:24.912</u>	
7	38.020	214.7	41.805		27.016	<u>173.7</u>	239.5	1:46.841		16	21.006	268.0	38.168		27.077	170.7	262.8	1:26.251	
8	22.326	166.4	41.359		26.556	170.7	222.7	1:30.241		17	21.033	272.0	38.052		27.078	172.2	260.2	1:26.163	
9	20.843	270.7	38.404		<u>26.248</u>	172.9	264.7	1:25.495		18	21.115	269.3	38.015		27.322	172.5	264.7	1:26.452	

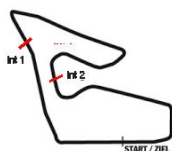
66 Andreas Fiedler										Dallara GP2									
lap	Sect-1	Speed	Sect-2	Speed	Sect-3	Speed	TopSpeed	laptime	pit	lap	Sect-1	Speed	Sect-2	Speed	Sect-3	Speed	Topspeed	laptime	pit
1	23.585	234.3	38.840		26.373	170.3	260.2	1:28.798		10	20.862	<u>269.3</u>	37.367		25.949	173.3	262.8	1:24.178	
2	21.037	259.0	37.983		26.013	170.0	262.8	1:25.033		11	21.116	267.3	37.446		26.217	175.6	262.8	1:24.779	
3	21.017	264.1	37.640		25.480	173.7	264.1	1:24.137		12	21.074	238.4	37.974		25.604	174.4	<u>265.4</u>	1:24.652	
4	20.718	265.4	37.937		25.828	172.5	262.1	1:24.483		13	20.902	266.0	37.419		25.652	173.7	262.1	1:23.973	
5	20.784	228.8	42.088		32.961	131.1	241.1	1:35.833		14	20.680	268.7	37.438		25.561	174.1	264.1	1:23.679	
6	26.170	195.7	49.017		40.228	48.4	203.8	1:55.415		15	<u>20.514</u>	<u>268.7</u>	37.339		<u>25.448</u>	<u>176.0</u>	260.9	<u>1:23.301</u>	
7	38.009	226.4	40.068		26.693	168.9	255.9	1:44.770		16	20.881	268.7	38.053		26.976	172.2	260.9	1:25.910	
8	24.369	197.8	39.595		25.598	173.7	260.9	1:29.562		17	21.155	257.1	38.667		26.735	172.2	252.3	1:26.557	
9	20.816	266.0	<u>37.199</u>		25.485	172.2	261.5	1:23.500		18	22.149	248.8	41.254		26.904	144.5	259.6	1:30.307	

69 Thomas Jackermeier										Dallara GP2										
lap	Sect-1	Speed	Sect-2	Speed	Sect-3	Speed	TopSpeed	laptime	pit	lap	Sect-1	Speed	Sect-2	Speed	Sect-3	Speed	Topspeed	laptime	pit	
1	25.045	211.8	40.420		26.146	173.3	263.4	1:31.611		3	20.717	<u>275.5</u>	<u>37.086</u>		<u>25.558</u>	<u>174.4</u>	<u>268.7</u>	<u>1:23.361</u>		
2	20.828	272.0	37.786		26.077	170.7	<u>268.7</u>	1:24.691		4										

77 Checco Malavasi										Dallara GP2										
lap	Sect-1	Speed	Sect-2	Speed	Sect-3	Speed	TopSpeed	laptime	pit	lap	Sect-1	Speed	Sect-2	Speed	Sect-3	Speed	Topspeed	laptime	pit	
1	23.406	267.3	38.371		25.458	168.5	252.9	1:27.235		11	20.349	269.3	37.368		25.009	172.2	262.1	1:22.726		
2	20.598	260.2	37.228		25.057	174.1	268.0	1:22.883		12	20.751	270.0	36.360		25.012	170.7	269.3	1:22.123		
3	20.546	276.2	36.923		25.241	174.1	267.3	1:22.710		13	20.440	265.4	36.493		25.711	176.8	<u>270.0</u>	1:22.644		
4	20.510	266.0	36.765		25.149	172.9	257.1	1:22.424		14	20.391	265.4	36.444		24.907	175.2	259.0	1:21.742		
5	20.819	271.4	38.381		25.254	174.1	226.4	1:24.454		15	20.643	270.0	36.397		24.739	178.0	<u>270.0</u>	1:21.779		
6	20.804	271.4	38.710		26.978	171.4	266.7	1:26.492		16	<u>19.963</u>	274.1	36.664		24.597	172.9	259.6	<u>1:21.224</u>		
7	22.634	218.2	39.178		27.530	161.3	254.7	1:29.342		17	20.105	276.2	38.009		25.008	173.3	262.1	1:23.122		
8	22.370	214.7	39.954		27.232	166.7	211.4	1:29.556		18	20.466	272.0	<u>36.259</u>		<u>24.526</u>	<u>180.0</u>	266.0	1:21.251		
9	22.121	264.1	37.751		26.144	176.8	265.4	1:26.016		19	21.287	<u>282.0</u>	37.271		24.743	176.0	263.4	1:23.301		
10	20.544	251.2	38.092		24.909	176.8	242.7	1:23.545		20										

88 Florian Schnitzenbaumer										Dallara GP2									
lap	Sect-1	Speed	Sect-2	Speed	Sect-3	Speed	TopSpeed	laptime	pit	lap	Sect-1	Speed	Sect-2	Speed	Sect-3	Speed	Topspeed	laptime	pit
1	24.784	212.2	40.198		25.895	171.8	262.8	1:30.877		10	21.192	264.1	<u>37.666</u>		26.199	172.9	262.1	1:25.057	
2	20.901	266.7	37.715		25.370	173.3	262.8	1:23.986		11	20.897	265.4	38.593		26.382	174.8	264.7	1:25.872	
3	<u>20.767</u>	268.0	37.813		25.371	172.9	<u>267.3</u>	<u>1:23.951</u>		12	21.051	266.7	38.319		<u>25.319</u>	174.1	264.7	1:24.689	
4	21.053	<u>268.7</u>	48.005		Pit In		179.1	1:43.948		13	20.818	266.0	38.275		25.789	<u>175.2</u>	266.7	1:24.882	
5	Pit Out	172.0	43.238		27.482	169.6	212.2	2:11.785		14	21.198	264.7	38.403		26.558	171.4	266.0	1:26.159	
6	22.577	233.8	40.333		28.033	148.9	262.1	1:30.943		15	20.769	248.3	39.011		26.376	168.9	262.1	1:26.156	
7	23.716	209.7	40.293		29.225	152.6	216.4	1:33.234		16	21.615	249.4	39.894		26.422	170.0	258.4	1:27.931	
8	22.678	231.8	40.326		26.087	172.2	229.3	1:29.091		17	21.545	230.3	39.720		27.504	168.2	257.8	1:28.769	
9	21.935	197.8	41.321		26.113	171.8	211.4	1:29.369		18	22.282	224.5	43.179		29.568	148.0	233.3	1:35.029	

118 Henry Clausnitzer										Tattus World Series by Renault									
lap	Sect-1	Speed	Sect-2	Speed	Sect-3	Speed	TopSpeed	laptime	pit	lap	Sect-1	Speed	Sect-2	Speed	Sect-3	Speed	Topspeed	laptime	pit
1	26.609	207.7	44.529		29.756	147.2	212.2	1:40.894		10	23.434	225.9	41.731		28.614	148.6	224.1	1:33.779	
2	24.209	216.4	42.639		29.152	148.0	219.1	1:36.000		11	24.057	225.9	40.889		28.060	151.4	225.9	1:33.006	
3	23.943	220.0	42.195		28.856	148.3	218.6	1:34.994		12	23.637	224.5	40.928		<u>27.778</u>	<u>152.9</u>	225.9	1:32.343	
4	24.068	217.7	42.228		28.615	148.3	221.8	1:34.911		13	<u>23.288</u>	229.3	41.230		27.861	151.1	225.5	1:32.379	



Red Bull Ring Classics

BG Sportpromotion, Red Bull Ring

BOSS GP

9 - 11 June 2023

Laps and Sector Times - Race 2

Red Bull Ring - 4318 mtr.

5	23.776	217.7	41.984	28.590	149.4	221.8	1:34.350	14	23.874	226.4	42.213	27.863	151.1	225.0	1:33.950
6	23.625	223.1	42.012	28.288	148.9	222.2	1:33.925	15	23.519	231.8	41.698	28.110	152.6	226.9	1:33.327
7	23.765	220.4	41.970	28.386	148.6	223.1	1:34.121	16	23.349	228.8	41.334	28.089	<u>152.9</u>	227.8	1:32.772
8	23.716	221.8	41.444	28.570	148.6	225.0	1:33.730	17	23.333	<u>232.3</u>	<u>40.868</u>	28.039	151.7	<u>231.3</u>	<u>1:32.240</u>
9	23.745	208.5	42.801	28.403	149.2	217.3	1:34.949	18							

181 Stefan Eisinger-Sewald								Ralt RT23											
lap	Sect-1	Speed	Sect-2	Speed	Sect-3	Speed	TopSpeed	laptime	pit	lap	Sect-1	Speed	Sect-2	Speed	Sect-3	Speed	Topspeed	laptime	pit
1	25.880	209.7	43.467		28.806	155.0	216.4	1:38.153		10	23.216	237.4	<u>40.362</u>		28.003	147.8	233.3	<u>1:31.581</u>	
2	23.134	234.8	41.700		29.197	154.1	232.8	1:34.031		11	23.277	<u>240.0</u>	40.564		28.120	156.2	232.8	1:31.961	
3	23.312	229.3	57.862		28.508	155.3	211.8	1:49.682		12	22.896	229.3	40.966		<u>27.833</u>	<u>157.1</u>	<u>235.8</u>	1:31.695	
4	23.543	203.0	41.363		29.579	148.9	234.3	1:34.485		13	<u>22.768</u>	235.8	41.875		28.213	155.6	231.3	1:32.856	
5	23.577	218.2	40.895		28.676	154.7	233.8	1:33.148		14	23.131	238.4	42.332		27.984	155.3	228.3	1:33.447	
6	23.287	231.8	41.294		28.525	153.5	230.8	1:33.106		15	22.840	238.4	41.090		28.250	154.4	228.8	1:32.180	
7	23.229	220.0	41.004		28.873	153.5	230.8	1:33.106		16	23.087	238.9	40.544		28.550	155.0	233.3	1:32.181	
8	23.059	235.8	41.112		29.045	155.0	234.8	1:33.216		17	23.071	234.8	41.152		28.232	155.0	234.3	1:32.455	
9	23.252	231.8	41.153		28.721	154.4	220.0	1:33.126		18									