



FANATEC GT2 EUROPEAN SERIES Round 2  
SRO-motorsports

Fanatec GT2

25 - 28 May 2023

Laps and Sector Times - Race 2

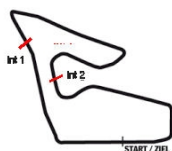
Red Bull Ring - 4318 mtr.

1 Peter Guelinckx										Audi R8 LMS GT2									
lap	Sect-1	Speed	Sect-2	Speed	Sect-3	Speed	TopSpeed	laptime	pit	lap	Sect-1	Speed	Sect-2	Speed	Sect-3	Speed	Topspeed	laptime	pit
1	25.167	241.1	42.019		28.492	154.1		1:35.678		17	22.662	240.0	40.903		28.644	154.7		1:32.209	
2	22.848	244.9	40.878		28.524	154.1		1:32.250		18	22.824	247.1	41.712		29.032	155.6		1:33.568	
3	22.791	246.6	40.647		28.310	154.7		1:31.748		19	23.257	243.8	41.384		Pit In			1:39.541	
4	22.856	244.3	40.882		28.243	154.1		1:31.981		20	Pit Out	240.0	41.649		29.458	153.2		3:24.758	
5	22.718	244.3	40.542		<u>28.070</u>	<u>156.2</u>		1:31.330		21	23.162	243.8	41.673		29.823	150.0		1:34.658	
6	22.615	244.3	40.560		28.307	155.3		1:31.482		22	23.870	241.6	41.505		29.114	152.6		1:34.489	
7	23.275	242.2	40.507		28.256	154.7		1:32.038		23	23.240	241.1	41.665		28.860	153.5		1:33.765	
8	22.768	<u>247.1</u>	40.656		28.232	155.6		1:31.656		24	23.140	232.8	41.322		28.932	154.4		1:33.394	
9	22.627	244.9	40.582		28.075	155.6		1:31.284		25	22.955	242.2	41.336		28.602	154.1		1:32.893	
10	22.640	245.5	<u>40.401</u>		28.193	155.9		<u>1:31.234</u>		26	23.219	242.7	41.216		28.818	154.1		1:33.253	
11	23.065	243.8	40.463		28.090	155.6		1:31.618		27	22.909	239.5	41.444		28.796	152.9		1:33.149	
12	<u>22.560</u>	<u>247.1</u>	40.755		28.270	155.9		1:31.585		28	23.236	237.9	41.427		28.746	154.7		1:33.409	
13	22.611	245.5	40.558		28.302	154.7		1:31.471		29	22.938	242.2	41.556		28.857	153.2		1:33.351	
14	22.632	244.9	40.560		28.386	154.7		1:31.578		30	23.133	240.5	41.334		28.539	154.4		1:33.006	
15	22.620	<u>247.1</u>	40.780		28.347	155.3		1:31.747		31	22.878	241.6	41.363		28.581	153.8		1:32.822	
16	22.586	243.2	40.713		28.519	154.1		1:31.818		32	22.920	243.2	41.210		28.449	154.1		1:32.579	

5 Ebimotors SRL										Porsche GT2 RS CS									
lap	Sect-1	Speed	Sect-2	Speed	Sect-3	Speed	TopSpeed	laptime	pit	lap	Sect-1	Speed	Sect-2	Speed	Sect-3	Speed	Topspeed	laptime	pit
1	25.922	227.4	42.993		29.286	155.6		1:38.201		17	22.808	243.8	41.731		Pit In			1:40.455	
2	22.886	244.9	41.421		29.353	155.9		1:33.660		18	Pit Out	236.8	43.474		29.864	148.3		3:50.283	
3	22.603	243.8	41.402		28.906	<u>157.8</u>		1:32.911		19	23.803	239.5	42.781		29.979	145.6		1:36.563	
4	23.392	249.4	<u>40.921</u>		28.990	156.8		1:33.303		20	23.360	<u>251.7</u>	43.368		29.824	153.8		1:36.552	
5	22.661	246.6	41.232		29.148	157.5		1:33.041		21	23.227	249.4	42.149		29.809	152.0		1:35.185	
6	<u>22.548</u>	250.0	41.374		28.975	155.9		1:32.897		22	23.234	248.3	42.417		30.115	150.3		1:35.766	
7	22.677	248.8	41.550		28.977	150.6		1:33.204		23	23.160	247.1	42.307		30.484	152.9		1:35.951	
8	23.038	246.0	41.742		28.966	155.3		1:33.746		24	23.348	247.1	42.814		29.864	155.0		1:36.026	
9	22.818	248.8	41.367		28.992	151.1		1:33.177		25	23.265	248.3	42.522		29.808	153.8		1:35.595	
10	22.778	245.5	41.541		29.086	157.5		1:33.405		26	23.198	247.7	42.069		30.079	152.3		1:35.346	
11	22.566	248.3	41.419		29.017	156.8		1:33.002		27	23.202	247.1	42.046		30.386	149.4		1:35.634	
12	22.713	249.4	41.490		28.894	156.2		1:33.097		28	23.408	248.3	42.686		30.001	152.9		1:36.095	
13	22.853	250.6	41.178		<u>28.836</u>	156.8		<u>1:32.867</u>		29	23.461	246.0	42.908		30.191	152.3		1:36.560	
14	22.819	250.0	41.391		28.933	<u>157.8</u>		1:33.143		30	23.481	246.6	42.487		29.792	152.3		1:35.760	
15	22.700	247.1	41.236		29.107	155.3		1:33.043		31	23.382	244.9	43.361		30.333	152.9		1:37.076	
16	23.002	246.0	41.435		28.921	155.9		1:33.358		32									

7 Haupt Racing Team GmbH										Mercedes AMG GT2									
lap	Sect-1	Speed	Sect-2	Speed	Sect-3	Speed	TopSpeed	laptime	pit	lap	Sect-1	Speed	Sect-2	Speed	Sect-3	Speed	Topspeed	laptime	pit
1	25.951	229.8	44.013		29.614	153.2		1:39.578		17	23.271	246.0	41.247		29.088	154.7		1:33.606	
2	22.976	247.1	41.347		29.596	152.9		1:33.919		18	22.847	251.7	41.219		29.037	155.9		1:33.103	
3	22.965	249.4	41.252		29.377	154.1		1:33.594		19	22.781	254.1	41.288		<u>28.789</u>	<u>156.8</u>		1:32.858	
4	22.855	250.0	41.073		29.572	154.7		1:33.500		20	22.725	255.3	40.968		28.818	156.5		<u>1:32.511</u>	
5	22.853	250.6	41.142		29.609	153.2		1:33.604		21	22.816	254.1	41.109		28.841	155.6		1:32.766	
6	22.957	252.9	41.193		29.313	154.4		1:33.463		22	22.625	254.7	40.946		29.045	155.6		1:32.616	
7	22.835	251.7	41.281		29.287	154.7		1:33.403		23	22.911	247.1	41.382		30.329	153.5		1:34.622	
8	22.806	253.5	41.186		29.366	153.8		1:33.358		24	22.996	249.4	41.000		29.070	<u>156.8</u>		1:33.066	
9	22.756	254.1	41.525		29.294	152.9		1:33.575		25	22.638	248.8	<u>40.833</u>		29.156	156.2		1:32.627	
10	22.835	254.7	41.184		29.190	153.5		1:33.209		26	22.588	248.3	41.145		29.031	156.5		1:32.764	
11	22.897	252.3	41.382		29.571	153.5		1:33.850		27	22.567	252.3	41.178		28.993	155.9		1:32.738	
12	22.895	250.6	1:07.943		30.349	153.8		2:01.187		28	22.717	253.5	41.319		28.948	<u>156.8</u>		1:32.984	
13	22.883	252.3	41.629		Pit In			1:41.406		29	22.690	251.7	41.175		29.012	<u>156.8</u>		1:32.877	
14	Pit Out	235.3	42.242		29.207	152.6		3:30.304		30	22.553	248.8	41.421		29.049	156.2		1:33.023	
15	23.245	235.8	41.464		28.885	155.3		1:33.594		31	<u>22.489</u>	<u>255.9</u>	41.268		29.022	155.6		1:32.779	
16	22.854	249.4	41.350		29.334	<u>156.8</u>		1:33.538		32	22.883	254.1	41.535		29.395	148.0		1:33.813	

15 Team True Racing										KTM X-Bow GT2									
lap	Sect-1	Speed	Sect-2	Speed	Sect-3	Speed	TopSpeed	laptime	pit	lap	Sect-1	Speed	Sect-2	Speed	Sect-3	Speed	Topspeed	laptime	pit
1	25.064	239.5	40.960		28.453	154.1		1:34.477		17	22.602	247.7	40.610		28.473	154.1		1:31.685	
2	22.591	247.1	40.782		28.325	154.1		1:31.698		18	22.619	247.7	40.600		28.522	154.4		1:31.741	
3	22.550	247.7	40.525		28.250	154.1		1:31.325		19	22.637	247.7	40.629		Pit In			1:37.311	



## FANATEC GT2 EUROPEAN SERIES Round 2

SRO-motorsports

Fanatec GT2

25 - 28 May 2023

Laps and Sector Times - Race 2

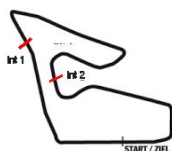
Red Bull Ring - 4318 mtr.

4	22.528	247.1	40.387	28.358	153.8	1:31.273	20	Pit Out	245.5	41.655	28.941	155.0	3:31.926
5	22.507	247.1	40.472	28.186	155.0	1:31.165	21	22.982	248.3	41.503	28.802	154.1	1:33.287
6	22.497	247.7	40.462	<u>28.117</u>	155.0	<u>1:31.076</u>	22	22.683	249.4	41.105	28.876	153.2	1:32.664
7	22.527	247.7	40.383	28.171	153.8	1:31.081	23	22.726	248.8	41.163	28.959	152.9	1:32.848
8	22.617	248.3	40.524	28.287	155.0	1:31.428	24	22.856	248.3	41.358	28.768	155.0	1:32.982
9	22.449	248.8	40.476	28.412	154.1	1:31.337	25	22.742	247.7	40.886	29.111	154.1	1:32.739
10	22.516	247.7	<u>40.373</u>	28.288	<u>155.3</u>	1:31.177	26	23.000	247.1	41.229	29.548	154.1	1:33.777
11	<u>22.440</u>	248.3	40.555	28.480	154.1	1:31.475	27	23.013	247.1	40.990	29.184	153.8	1:33.187
12	22.511	247.7	40.574	28.237	154.7	1:31.322	28	22.666	<u>250.6</u>	40.836	29.086	154.1	1:32.588
13	22.496	249.4	40.624	28.569	153.5	1:31.689	29	22.703	250.0	41.148	29.114	154.4	1:32.965
14	22.579	248.3	40.704	28.408	154.1	1:31.691	30	22.888	248.8	41.001	28.886	155.0	1:32.775
15	22.538	248.8	40.701	28.435	153.8	1:31.674	31	22.704	249.4	41.090	29.033	154.7	1:32.827
16	22.563	249.4	40.576	28.652	153.5	1:31.791	32	22.879	249.4	41.934	29.295	154.4	1:34.108

16 Team True Racing										KTM X-Bow GT2									
lap	Sect-1	Speed	Sect-2	Speed	Sect-3	Speed	TopSpeed	laptime	pit	lap	Sect-1	Speed	Sect-2	Speed	Sect-3	Speed	TopSpeed	laptime	pit
1	26.702	210.1	43.919	29.564	153.2	1:40.185	17	22.894	248.3	41.229	28.978	152.6	1:33.101						
2	23.134	246.6	41.687	29.336	152.3	1:34.157	18	22.760	248.3	41.230	28.912	153.8	1:32.902						
3	23.141	246.0	41.669	29.494	152.9	1:34.304	19	22.911	247.1	<u>40.838</u>	28.770	153.5	1:32.519						
4	22.910	247.7	40.997	29.410	153.2	1:33.317	20	22.709	248.3	40.987	28.920	153.2	1:32.616						
5	22.812	246.6	41.073	29.221	154.1	1:33.106	21	22.925	247.1	40.928	<u>28.640</u>	153.8	<u>1:32.493</u>						
6	22.811	248.8	41.329	29.258	154.1	1:33.398	22	22.830	247.7	41.255	28.751	153.8	1:32.836						
7	22.943	247.1	41.433	29.226	153.2	1:33.602	23	22.740	248.8	41.215	28.940	152.0	1:32.895						
8	22.899	248.8	41.207	29.291	154.1	1:33.397	24	22.740	248.3	41.158	29.166	152.6	1:33.064						
9	<u>22.703</u>	248.3	41.473	29.464	153.5	1:33.640	25	22.928	247.1	41.154	29.270	152.9	1:33.352						
10	22.944	248.3	41.432	29.388	153.8	1:33.764	26	23.060	246.6	41.339	29.358	152.6	1:33.757						
11	22.831	248.8	41.356	29.188	153.8	1:33.375	27	22.913	248.3	41.343	29.286	153.2	1:33.542						
12	22.895	248.3	41.621	29.545	152.0	1:34.061	28	22.993	247.7	41.211	29.028	153.8	1:33.232						
13	22.920	248.3	41.530	29.456	152.6	1:33.906	29	22.895	248.8	41.317	29.347	153.5	1:33.559						
14	22.933	247.7	41.717	Pit In		1:39.982	30	23.047	248.3	41.089	29.126	153.8	1:33.262						
15	Pit Out	238.4	41.777	29.309	152.9	3:36.576	31	22.909	<u>249.4</u>	41.245	29.065	<u>154.7</u>	1:33.219						
16	23.262	244.9	41.662	29.045	152.6	1:33.969	32	22.940	<u>249.4</u>	42.656	30.944	144.5	1:36.540						

17 Team True Racing										KTM X-Bow GT2									
lap	Sect-1	Speed	Sect-2	Speed	Sect-3	Speed	TopSpeed	laptime	pit	lap	Sect-1	Speed	Sect-2	Speed	Sect-3	Speed	TopSpeed	laptime	pit
1	25.070	244.3	42.160	28.522	153.2	1:35.752	17	22.704	248.8	40.664	28.512	153.8	1:31.880						
2	22.840	248.8	40.652	28.402	152.0	1:31.894	18	22.502	250.0	40.743	28.546	152.6	1:31.791						
3	22.506	248.8	40.387	28.340	153.2	1:31.233	19	22.535	249.4	40.794	Pit In		1:36.418						
4	22.530	248.8	40.344	28.228	153.8	1:31.102	20	Pit Out	242.2	41.925	30.619	152.0	3:34.193						
5	22.554	247.7	<u>40.154</u>	<u>28.185</u>	154.1	<u>1:30.893</u>	21	23.228	246.6	42.637	30.048	149.7	1:35.913						
6	22.484	248.3	40.436	28.256	<u>154.7</u>	1:31.176	22	23.106	241.6	42.640	30.249	152.6	1:35.995						
7	22.663	248.3	40.426	28.397	153.5	1:31.486	23	23.353	247.7	42.290	30.114	151.1	1:35.757						
8	22.581	248.8	40.823	28.360	154.4	1:31.764	24	23.683	237.4	42.969	29.709	152.3	1:36.361						
9	22.505	250.0	40.675	28.317	153.8	1:31.497	25	23.004	246.6	42.135	30.736	153.2	1:35.875						
10	22.548	248.8	40.665	28.280	154.4	1:31.493	26	23.320	242.2	42.165	29.752	153.2	1:35.237						
11	<u>22.429</u>	249.4	40.381	28.305	154.4	1:31.115	27	22.941	247.7	42.172	29.669	152.3	1:34.782						
12	22.487	248.8	40.659	28.287	153.5	1:31.433	28	23.095	248.8	41.866	29.417	152.6	1:34.378						
13	22.559	249.4	40.491	28.371	154.1	1:31.421	29	22.984	248.3	42.479	29.830	152.0	1:35.293						
14	22.547	249.4	40.705	28.433	153.2	1:31.685	30	23.058	241.1	42.311	29.754	152.3	1:35.123						
15	22.563	249.4	40.654	28.591	152.9	1:31.808	31	23.477	244.9	42.628	29.608	153.8	1:35.713						
16	22.484	<u>251.2</u>	40.878	28.507	152.9	1:31.869	32	22.826	248.8	41.721	29.788	152.9	1:34.335						

18 LP Racing SRL										Audi R8 LMS GT2									
lap	Sect-1	Speed	Sect-2	Speed	Sect-3	Speed	TopSpeed	laptime	pit	lap	Sect-1	Speed	Sect-2	Speed	Sect-3	Speed	TopSpeed	laptime	pit
1	25.187	241.6	41.883	28.669	152.3	1:35.739	17	22.954	242.7	40.256	28.315	152.6	1:31.525						
2	22.947	245.5	41.128	28.533	153.5	1:32.608	18	22.767	242.7	40.382	28.377	152.3	1:31.526						
3	22.808	243.8	40.407	28.399	152.6	1:31.614	19	22.838	241.6	40.630	Pit In		1:37.973						
4	22.781	244.3	40.283	28.108	152.6	1:31.172	20	Pit Out	232.3	42.800	30.703	148.6	3:27.280						
5	22.793	243.8	40.238	<u>28.002</u>	153.8	1:31.033	21	23.617	240.5	43.245	30.972	148.9	1:37.834						
6	22.613	243.2	40.069	28.164	153.2	<u>1:30.846</u>	22	24.654	240.5	42.781	31.537	146.7	1:38.972						
7	<u>22.585</u>	243.8	<u>40.037</u>	28.355	154.4	1:30.977	23	23.692	244.3	43.103	31.089	149.4	1:37.884						
8	22.679	<u>247.7</u>	40.770	28.438	153.5	1:31.887	24	24.182	225.9	43.745	30.872	150.3	1:38.799						



**FANATEC GT2 EUROPEAN SERIES Round 2**  
**SRO-motorsports**

Fanatec GT2

25 - 28 May 2023

Laps and Sector Times - Race 2

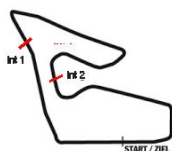
Red Bull Ring - 4318 mtr.

9	23.182	242.7	40.236	28.251	152.9	1:31.669	25	23.588	235.8	42.776	31.624	147.8	1:37.988
10	22.750	243.2	40.351	28.404	153.8	1:31.505	26	24.106	238.4	43.374	31.392	146.9	1:38.872
11	22.848	242.7	40.201	28.253	<u>155.3</u>	1:31.302	27	23.449	241.1	42.500	30.934	151.7	1:36.883
12	22.658	247.1	40.205	28.215	<u>155.3</u>	1:31.078	28	23.477	243.2	42.344	31.301	149.2	1:37.122
13	22.614	246.6	40.534	28.548	152.0	1:31.696	29	23.299	238.9	42.580	30.448	150.6	1:36.327
14	23.507	240.0	40.560	28.447	152.3	1:32.514	30	23.403	239.5	42.490	30.611	148.3	1:36.504
15	22.726	244.9	40.634	28.508	151.1	1:31.868	31	23.349	242.2	42.749	30.680	149.7	1:36.778
16	22.763	240.5	40.515	28.853	152.6	1:32.131	32	23.474	241.6	42.496	30.153	150.9	1:36.123

61 Akkodis ASP Team										Mercedes AMG GT2									
lap	Sect-1	Speed	Sect-2	Speed	Sect-3	Speed	TopSpeed	laptime	pit	lap	Sect-1	Speed	Sect-2	Speed	Sect-3	Speed	Topspeed	laptime	pit
1	24.988	243.2	43.253		28.875	157.1		1:37.116		17	22.902	254.7	41.327		28.737	157.8		1:32.966	
2	22.422	253.5	40.940		28.399	158.1		1:31.761		18	22.358	255.9	41.092		28.732	156.8		1:32.182	
3	22.556	253.5	40.991		28.491	158.1		1:32.038		19	22.543	251.7	40.778		Pit In			1:38.150	
4	22.432	252.3	40.929		28.686	157.5		1:32.047		20	Pit Out	238.4	42.277		29.462	156.2		3:35.048	
5	22.481	247.7	40.570		28.515	158.4		1:31.566		21	22.812	247.7	41.254		29.388	155.9		1:33.454	
6	22.336	253.5	40.610		<u>28.337</u>	<u>158.7</u>		<u>1:31.283</u>		22	22.774	255.9	41.736		29.109	155.9		1:33.619	
7	22.334	255.9	41.250		28.396	158.4		1:31.980		23	23.124	252.3	41.438		29.261	156.5		1:33.823	
8	<u>22.316</u>	<u>256.5</u>	41.061		28.534	157.8		1:31.911		24	23.070	240.5	41.626		29.216	155.0		1:33.912	
9	22.395	254.7	40.589		28.520	157.8		1:31.504		25	22.859	246.0	41.363		29.868	156.8		1:34.090	
10	22.389	253.5	40.628		28.632	158.1		1:31.649		26	22.866	245.5	41.819		29.332	155.9		1:34.017	
11	22.346	254.1	40.779		28.554	157.5		1:31.679		27	22.809	242.7	41.231		29.435	155.6		1:33.475	
12	22.484	255.9	<u>40.476</u>		28.497	157.1		1:31.457		28	22.775	248.8	41.133		29.302	156.5		1:33.210	
13	22.532	252.3	40.507		28.567	157.5		1:31.606		29	22.753	241.6	41.517		29.399	156.2		1:33.669	
14	22.408	252.9	40.685		28.678	<u>158.7</u>		1:31.771		30	22.959	248.8	41.440		29.277	155.9		1:33.676	
15	22.505	254.1	40.773		28.796	158.1		1:32.074		31	23.145	248.3	41.242		29.340	156.2		1:33.727	
16	22.542	252.3	40.887		28.721	157.8		1:32.150		32	22.866	244.3	41.166		29.626	156.5		1:33.658	

67 LP Racing SRL										Audi R8 LMS GT2									
lap	Sect-1	Speed	Sect-2	Speed	Sect-3	Speed	TopSpeed	laptime	pit	lap	Sect-1	Speed	Sect-2	Speed	Sect-3	Speed	Topspeed	laptime	pit
1	25.225	237.4	42.174		28.658	152.0		1:36.057		17	24.075	241.6	40.911		Pit In			1:39.204	
2	22.876	244.9	40.765		28.506	150.9		1:32.147		18	Pit Out	237.9	41.053		28.799	152.9		3:30.531	
3	22.850	243.2	40.557		28.363	152.9		1:31.770		19	23.086	242.2	41.093		28.774	152.3		1:32.953	
4	22.961	<u>248.8</u>	40.645		28.474	153.5		1:32.080		20	22.950	243.8	41.069		29.008	150.0		1:33.027	
5	22.864	243.8	40.325		28.323	<u>155.6</u>		1:31.512		21	22.969	244.3	40.804		28.976	152.3		1:32.749	
6	<u>22.706</u>	244.9	40.443		28.283	152.6		1:31.432		22	23.458	241.6	41.476		28.929	152.9		1:33.863	
7	22.788	243.2	40.877		28.353	153.5		1:32.018		23	23.235	243.8	41.196		29.999	154.4		1:34.430	
8	22.714	246.6	40.480		28.246	153.5		1:31.440		24	23.249	242.7	40.932		28.774	154.1		1:32.955	
9	22.726	245.5	40.446		<u>28.237</u>	152.9		<u>1:31.409</u>		25	22.839	242.2	40.987		29.001	152.6		1:32.827	
10	22.792	244.9	40.300		28.399	152.0		1:31.491		26	23.626	240.0	41.091		29.030	151.7		1:33.747	
11	22.924	244.9	<u>40.253</u>		28.283	153.8		1:31.460		27	23.049	241.1	40.875		28.926	153.2		1:32.850	
12	22.766	245.5	40.570		28.491	152.9		1:31.827		28	22.985	243.2	40.556		28.902	152.0		1:32.443	
13	22.767	246.0	40.457		28.491	152.3		1:31.715		29	22.963	243.8	41.021		28.844	155.0		1:32.828	
14	22.947	244.9	40.429		28.413	153.2		1:31.789		30	23.054	243.2	41.210		28.755	153.5		1:33.019	
15	22.785	244.9	40.516		28.583	152.6		1:31.884		31	22.892	243.8	40.636		28.741	152.3		1:32.269	
16	22.866	244.3	40.804		28.481	152.6		1:32.151		32	23.088	243.8	40.910		28.991	154.1		1:32.989	

88 LP Racing SRL										Audi R8 LMS GT2									
lap	Sect-1	Speed	Sect-2	Speed	Sect-3	Speed	TopSpeed	laptime	pit	lap	Sect-1	Speed	Sect-2	Speed	Sect-3	Speed	Topspeed	laptime	pit
1	25.723	238.9	42.446		28.989	153.2		1:37.158		17	23.633	240.5	41.743		29.910	150.9		1:35.286	
2	22.895	<u>245.5</u>	41.108		28.545	152.9		1:32.548		18	23.820	240.0	42.085		29.277	152.3		1:35.182	
3	22.888	244.3	40.828		<u>28.279</u>	<u>154.7</u>		1:31.995		19	23.302	241.6	41.913		29.351	152.0		1:34.566	
4	22.912	243.8	<u>40.581</u>		28.459	153.8		1:31.952		20	23.375	242.7	42.467		29.502	152.0		1:35.344	
5	<u>22.695</u>	244.3	40.718		28.315	<u>154.7</u>		<u>1:31.728</u>		21	23.179	243.8	41.592		29.332	150.9		1:34.103	
6	22.938	243.8	41.214		28.516	153.5		1:32.668		22	23.250	242.2	41.445		29.341	152.6		1:34.036	
7	23.248	242.2	41.056		28.463	153.8		1:32.767		23	23.377	241.6	41.711		29.700	152.6		1:34.788	
8	22.958	244.9	41.163		28.602	153.5		1:32.723		24	23.330	241.1	41.873		29.319	153.2		1:34.522	
9	22.942	242.7	40.999		28.827	150.9		1:32.768		25	23.329	241.6	41.477		29.286	151.4		1:34.092	
10	22.981	243.8	40.799		28.503	153.8		1:32.283		26	23.354	241.1	41.593		29.319	152.3		1:34.266	
11	22.940	242.7	40.949		28.573	153.8		1:32.462		27	23.358	241.6	41.536		29.204	152.9		1:34.098	
12	22.854	243.2	41.151		28.531	153.5		1:32.536		28	23.044	238.9	42.017		30.249	153.5		1:35.310	
13	22.921	244.3	40.655		28.582	153.2		1:32.158		29	23.292	242.7	41.558		29.152	153.8		1:34.002	



FANATEC GT2 EUROPEAN SERIES Round 2  
SRO-motorsports

Fanatec GT2

25 - 28 May 2023

Laps and Sector Times - Race 2

Red Bull Ring - 4318 mtr.

14	22.794	244.9	41.114	28.615	153.5	1:32.523	30	23.183	240.0	41.714	29.400	154.1	1:34.297
15	23.021	243.2	41.455	Pit In		1:38.786	31	23.126	241.1	41.682	29.239	153.8	1:34.047
16	Pit Out	229.8	42.291	30.208	146.9	3:27.810	32	23.343	242.7	41.510	29.360	154.1	1:34.213

89 RTR Projects A.S										KTM X-Bow GT2									
lap	Sect-1	Speed	Sect-2	Speed	Sect-3	Speed	TopSpeed	laptime	pit	lap	Sect-1	Speed	Sect-2	Speed	Sect-3	Speed	Topspeed	laptime	pit
1	25.696	242.2	42.616		29.160	153.5		1:37.472		17	22.859	247.1	41.084		28.803	153.8		1:32.746	
2	22.830	248.3	41.409		28.811	153.8		1:33.050		18	22.832	246.6	40.969		28.920	154.1		1:32.721	
3	22.766	248.3	41.073		<u>28.692</u>	153.5		1:32.531		19	22.717	248.3	41.272		29.363	153.5		1:33.352	
4	22.756	247.1	40.790		28.829	154.1		1:32.375		20	22.784	<u>250.0</u>	41.440		28.945	154.7		1:33.169	
5	22.752	247.7	40.709		28.800	154.1		<u>1:32.261</u>		21	22.980	248.8	40.909		28.832	154.1		1:32.721	
6	22.659	248.3	40.807		28.824	153.5		1:32.290		22	22.927	247.1	41.206		28.867	154.1		1:33.000	
7	22.796	247.1	<u>40.689</u>		28.788	153.2		1:32.273		23	22.701	247.1	40.998		29.050	152.0		1:32.749	
8	<u>22.632</u>	<u>250.0</u>	40.939		28.751	<u>155.0</u>		1:32.322		24	22.895	247.1	41.198		29.069	153.5		1:33.162	
9	22.737	248.8	40.888		29.006	152.3		1:32.631		25	22.767	246.6	41.163		29.265	154.1		1:33.195	
10	22.690	248.3	40.966		29.054	153.2		1:32.710		26	23.540	243.8	41.885		28.969	154.4		1:34.394	
11	22.747	248.8	40.840		28.873	153.2		1:32.460		27	22.656	248.8	41.146		29.088	152.3		1:32.890	
12	22.905	248.3	40.875		29.335	150.0		1:33.115		28	22.826	247.7	41.124		28.943	153.5		1:32.893	
13	22.852	247.7	40.909		29.299	150.3		1:33.060		29	23.142	248.3	41.184		29.127	154.7		1:33.453	
14	23.692	246.0	41.331		Pit In			1:39.913		30	22.758	248.3	41.372		29.446	<u>155.0</u>		1:33.576	
15	Pit Out	244.3	41.941		28.899	153.2		3:30.473		31	23.289	244.9	41.508		28.954	154.4		1:33.751	
16	22.806	246.0	40.905		29.022	154.1		1:32.733		32	22.947	249.4	41.214		29.251	153.5		1:33.412	

911 Gomar-Gorini										Porsche GT2 RS CS									
lap	Sect-1	Speed	Sect-2	Speed	Sect-3	Speed	TopSpeed	laptime	pit	lap	Sect-1	Speed	Sect-2	Speed	Sect-3	Speed	Topspeed	laptime	pit
1	25.510	239.5	43.153		29.346	154.4		1:38.009		17	23.129	245.5	41.510		29.366	151.1		1:34.005	
2	22.912	<u>252.9</u>	41.449		29.218	154.1		1:33.579		18	22.863	246.6	41.177		29.523	149.7		1:33.563	
3	22.804	252.3	41.314		29.028	154.4		1:33.146		19	22.977	246.6	41.333		29.351	153.2		1:33.661	
4	22.816	250.0	41.196		28.739	155.3		1:32.751		20	22.979	246.6	41.378		29.712	152.3		1:34.069	
5	22.751	248.8	41.016		28.868	<u>156.2</u>		1:32.635		21	23.005	248.3	41.686		29.314	151.7		1:34.005	
6	<u>22.544</u>	250.6	<u>40.953</u>		<u>28.728</u>	155.6		<u>1:32.225</u>		22	23.041	244.3	41.650		29.520	152.3		1:34.211	
7	22.632	250.6	41.115		28.853	155.3		1:32.600		23	23.141	243.8	41.626		29.315	152.9		1:34.082	
8	22.619	<u>252.9</u>	41.216		28.908	150.6		1:32.743		24	23.112	244.3	42.109		Pit In			1:42.023	
9	23.121	244.3	41.023		28.776	155.0		1:32.920		25	Pit Out	236.3	41.799		29.565	150.9		2:09.482	
10	22.682	249.4	41.108		28.734	155.3		1:32.524		26	23.132	245.5	41.876		29.673	150.9		1:34.681	
11	22.560	251.7	40.982		28.919	155.0		1:32.461		27	23.405	243.2	41.470		29.528	150.3		1:34.403	
12	22.577	250.6	41.127		28.885	155.6		1:32.589		28	23.078	244.9	41.507		30.705	152.0		1:35.290	
13	22.616	250.6	41.243		29.049	155.3		1:32.908		29	23.070	246.0	41.576		29.619	152.0		1:34.265	
14	22.777	250.6	41.185		Pit In			1:39.189		30	23.255	244.9	41.809		29.690	151.4		1:34.754	
15	Pit Out	244.3	42.387		29.811	148.6		3:34.992		31	22.996	245.5	41.704		29.468	152.9		1:34.168	
16	24.591	243.8	41.597		29.843	151.4		1:36.031		32									