



FANATEC GT2 EUROPEAN SERIES Round 2
SRO-motorsports

Fanatec GT2

25 - 28 May 2023

Runden und Sektor-Zeiten - Free Practice 2

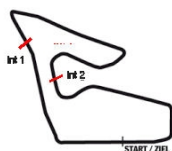
Red Bull Ring - 4318 mtr.

1 Peter Guelinckx										Audi R8 LMS GT2									
lap	Sect-1	Speed	Sect-2	Speed	Sect-3	Speed	TopSpeed	laptime	pit	lap	Sect-1	Speed	Sect-2	Speed	Sect-3	Speed	Topspeed	laptime	pit
1	Pit Out	222.7	46.036		29.835	149.7		1:39.310		13	Pit Out	238.4	41.286		28.937	152.6		3:36.828	
2	23.464	239.5	41.540		28.736	153.2		1:33.740		14	22.892	242.7	41.200		28.577	152.0		1:32.669	
3	22.800	244.9	40.705		29.537	153.2		1:33.042 D		15	23.781	236.8	42.453		Pit In			1:43.578	
4	22.682	245.5	40.309		28.060	155.0		1:31.051		16	Pit Out	208.9	46.317		30.558	150.0		4:46.099	
5	22.681	244.9	40.462		Pit In			1:36.954		17	23.353	241.1	41.545		28.805	153.5		1:33.703	
6	Pit Out	240.0	40.881		28.260	154.1		6:40.397		18	23.384	239.5	41.140		28.702	153.8		1:33.226	
7	22.720	243.8	40.569		28.289	155.0		1:31.578		19	22.867	243.2	40.809		28.211	155.3		1:31.887	
8	22.709	244.3	40.629		Pit In			1:36.610		20	22.790	240.0	40.738		Pit In			1:39.506	
9	Pit Out	66.5	43.302		32.718	154.1		5:20.280		21	Pit Out	234.3	43.579		28.182	155.6		3:35.043	
10	22.694	242.2	40.308		28.286	154.7		1:31.288		22	22.652	243.8	40.145		<u>27.777</u>	<u>156.5</u>		<u>1:30.574</u>	
11	22.635	243.2	41.160		Pit In			1:38.812		23	22.552	245.5	<u>40.092</u>		27.853	156.2		1:30.497 D	
12	Pit Out	223.6	42.238		Pit In			4:40.806		24	<u>22.467</u>	<u>246.0</u>	49.644		Pit In			1:50.903	

5 Ebimotors SRL										Porsche GT2 RS CS									
lap	Sect-1	Speed	Sect-2	Speed	Sect-3	Speed	TopSpeed	laptime	pit	lap	Sect-1	Speed	Sect-2	Speed	Sect-3	Speed	Topspeed	laptime	pit
1	Pit Out	166.2	51.431		32.200	153.8		1:57.338		13	22.663	251.2	40.814		28.653	157.1		1:32.130	
2	23.793	239.5	42.968		29.865	155.3		1:36.626		14	22.648	251.7	40.854		28.678	157.5		1:32.180	
3	22.999	248.3	42.209		29.335	155.9		1:34.543		15	22.882	250.6	40.566		<u>28.501</u>	156.8		1:31.949	
4	23.002	248.8	42.134		29.350	155.0		1:34.486		16	22.696	251.2	40.910		Pit In			1:39.045	
5	23.118	248.8	41.866		29.490	153.5		1:34.474		17	Pit Out	223.1	43.649		29.273	153.8		3:29.483	
6	23.012	251.7	41.412		30.320	156.2		1:34.744		18	22.857	251.7	41.715		29.413	157.5		1:33.985	
7	22.995	251.7	41.649		29.273	156.2		1:33.917		19	22.818	250.6	43.273		Pit In			1:43.437	
8	22.961	250.0	41.566		Pit In			1:39.714		20	Pit Out	143.8	51.579		32.399	156.8		4:10.379	
9	Pit Out	175.6	48.259		30.968	154.1		3:37.449		21	22.631	251.2	41.365		29.189	154.7		1:33.185	
10	23.374	242.7	41.769		28.901	<u>157.8</u>		1:34.044		22	22.781	250.6	41.667		29.431	154.4		1:33.879	
11	22.666	251.7	40.732		28.599	156.8		1:31.997		23	22.908	250.0	41.694		Pit In			1:42.075	
12	<u>22.422</u>	<u>252.3</u>	<u>40.498</u>		28.565	156.8		<u>1:31.485</u>		24									

7 Haupt Racing Team GmbH										Mercedes AMG GT2									
lap	Sect-1	Speed	Sect-2	Speed	Sect-3	Speed	TopSpeed	laptime	pit	lap	Sect-1	Speed	Sect-2	Speed	Sect-3	Speed	Topspeed	laptime	pit
1	Pit Out	146.7	54.406		Pit In			2:16.097		16	<u>22.715</u>	248.8	41.114		<u>28.710</u>	155.0		<u>1:32.539</u>	
2	Pit Out	173.4	52.900		38.660	114.1		2:20.299		17	22.724	251.7	41.331		Pit In			1:40.169	
3	31.177	180.6	48.430		32.605	143.5		1:52.212		18	Pit Out	213.9	47.014		29.736	153.5		7:48.626	
4	27.351	194.2	47.122		32.870	149.7		1:47.343		19	22.962	251.2	41.657		29.697	152.9		1:34.316	
5	25.170	229.8	45.413		30.130	153.2		1:40.713		20	23.083	250.6	42.023		29.949	152.0		1:35.055	
6	23.097	233.8	41.823		29.516	154.1		1:34.436		21	23.084	251.7	42.096		29.696	155.3		1:34.876	
7	23.464	191.5	56.810		Pit In			2:16.710		22	23.378	241.6	42.019		29.970	151.7		1:35.367	
8	Pit Out	225.9	42.155		29.744	150.3		5:50.603		23	23.063	250.0	42.038		30.088	149.7		1:35.189	
9	23.242	248.8	41.093		29.292	154.1		1:33.627		24	23.302	250.6	42.264		29.860	152.0		1:35.426	
10	22.836	250.6	<u>41.047</u>		29.013	154.7		1:32.896		25	23.218	250.6	41.860		29.884	153.5		1:34.962	
11	22.903	250.0	41.173		29.066	154.1		1:33.142		26	23.023	249.4	41.713		30.693	151.4		1:35.429	
12	23.066	248.8	41.245		29.342	<u>155.6</u>		1:33.653		27	22.905	251.2	41.747		29.813	153.2		1:34.465	
13	22.862	248.3	41.325		29.049	154.7		1:33.236		28	22.942	248.3	42.124		30.149	152.0		1:35.215	
14	22.909	248.8	41.209		28.869	154.4		1:32.987		29	23.072	<u>252.3</u>	42.037		30.173	151.4		1:35.282	
15	22.784	244.9	41.135		28.730	155.3		1:32.649 D		30	23.224	251.7	45.639		Pit In			1:46.239	

15 Team True Racing										KTM X-Bow GT2									
lap	Sect-1	Speed	Sect-2	Speed	Sect-3	Speed	TopSpeed	laptime	pit	lap	Sect-1	Speed	Sect-2	Speed	Sect-3	Speed	Topspeed	laptime	pit
1	Pit Out	122.9	58.261		37.040	123.8		2:11.663		15	22.550	246.6	41.245		Pit In			1:38.642	
2	27.608	164.1	45.919		29.168	153.2		1:42.695		16	Pit Out	221.3	41.507		29.034	153.8		3:24.917	
3	22.667	247.1	40.556		28.355	153.2		<u>1:31.578</u>		17	22.911	<u>250.0</u>	41.441		28.929	154.4		1:33.281	
4	22.500	247.1	40.460		28.265	153.8		1:31.225 D		18	22.585	248.3	40.809		28.747	153.8		1:32.141	
5	<u>22.439</u>	248.3	40.520		30.750	154.4		1:33.709		19	22.577	248.3	40.512		28.629	154.4		1:31.718	
6	22.471	247.1	<u>40.354</u>		28.801	153.8		1:31.626		20	22.605	248.8	40.801		28.713	153.8		1:32.119	
7	22.506	246.0	47.842		34.293	154.1		1:44.641		21	22.771	<u>250.0</u>	48.718		Pit In			1:54.714	
8	22.670	246.6	40.600		28.376	153.2		1:31.646		22	Pit Out	223.6	42.270		28.715	154.4		14:19.557	
9	22.637	246.6	40.445		<u>28.224</u>	<u>154.7</u>		1:31.306 D		23	22.777	248.3	41.252		28.704	153.5		1:32.733	
10	24.255	239.5	40.632		28.483	154.4		1:33.370		24	22.660	247.7	40.815		31.252	152.9		1:34.727	
11	22.639	246.0	40.933		28.612	153.2		1:32.184		25	22.753	248.3	40.999		28.563	153.2		1:32.315	
12	22.788	244.9	40.651		Pit In			1:37.233		26	22.790	247.7	40.858		28.509	154.4		1:32.157	



FANATEC GT2 EUROPEAN SERIES Round 2
SRO-motorsports

Fanatec GT2

25 - 28 May 2023

Runden und Sektor-Zeiten - Free Practice 2

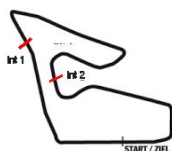
Red Bull Ring - 4318 mtr.

13	Pit Out	238.4	44.789	29.718	152.9	4:02.615	27	22.640	248.3	40.903	28.406	153.2	1:31.949
14		22.570	246.0	40.487	28.284	154.4	1:31.341 D	28					

16 Team True Racing										KTM X-Bow GT2									
lap	Sect-1	Speed	Sect-2	Speed	Sect-3	Speed	TopSpeed	laptime	pit	lap	Sect-1	Speed	Sect-2	Speed	Sect-3	Speed	Topspeed	laptime	pit
1	Pit Out	166.7	52.541	32.173	150.9	2:00.174	16	22.749	246.6	41.300	28.821	153.8	1:32.870						
2	23.477	246.0	41.593	29.173	153.5	1:34.243	17	23.000	246.6	40.647	28.757	154.1	1:32.404						
3	23.038	248.3	40.784	28.753	153.5	1:32.575	18	22.608	248.3	40.999	28.751	154.7	1:32.358						
4	23.106	247.7	40.488	<u>28.371</u>	154.7	1:31.965	19	22.608	248.3	41.575	28.788	154.1	1:32.971						
5	22.698	247.7	<u>40.164</u>	28.534	153.8	<u>1:31.396</u>	20	22.747	247.7	40.896	28.715	154.7	1:32.358						
6	22.678	247.1	40.539	Pit In	1:37.882	21	22.630	248.3	40.920	28.506	154.7	1:32.056							
7	Pit Out	233.8	43.234	29.460	<u>155.6</u>	3:37.303	22	22.809	247.1	40.771	Pit In	1:38.532							
8	<u>22.555</u>	248.3	40.973	29.223	153.5	1:32.751	23	Pit Out	234.3	43.917	32.724	152.3	3:39.259						
9	22.782	247.1	40.742	28.927	154.7	1:32.451	24	22.906	245.5	41.052	29.155	153.5	1:33.113						
10	22.904	246.0	40.670	28.878	155.3	1:32.452	25	22.932	247.1	42.644	31.994	153.8	1:37.570						
11	22.585	246.6	40.719	28.723	155.3	1:32.027	26	22.749	246.6	41.236	29.314	152.3	1:33.299						
12	22.692	247.1	40.713	28.826	155.3	1:32.231	27	22.685	247.7	41.091	29.049	153.5	1:32.825						
13	23.350	214.3	42.081	Pit In	1:41.597	28	22.683	248.3	41.309	29.264	154.4	1:33.256							
14	Pit Out	210.1	45.310	30.059	152.6	9:30.153	29	22.708	<u>248.8</u>	58.096	31.035	152.3	1:51.839						
15	22.976	245.5	41.140	28.896	153.2	1:33.012	30	22.979	247.7	41.425	Pit In	1:41.228							

17 Team True Racing										KTM X-Bow GT2									
lap	Sect-1	Speed	Sect-2	Speed	Sect-3	Speed	TopSpeed	laptime	pit	lap	Sect-1	Speed	Sect-2	Speed	Sect-3	Speed	Topspeed	laptime	pit
1	Pit Out	198.9	44.150	33.170	153.2	1:42.260	18	22.991	246.0	41.595	29.117	152.6	1:33.703						
2	22.622	247.1	40.681	28.467	153.5	1:31.770	19	23.130	247.7	43.206	29.474	152.9	1:35.810						
3	22.538	248.3	40.363	28.163	153.8	1:31.064	20	22.793	248.3	41.316	29.201	154.4	1:33.310						
4	22.415	<u>248.8</u>	43.474	29.784	155.0	1:35.673	21	22.830	247.1	41.681	29.297	153.2	1:33.808						
5	22.455	248.3	<u>40.252</u>	28.235	153.8	<u>1:30.942</u>	22	22.934	247.7	41.569	29.220	152.9	1:33.723						
6	22.565	244.9	41.801	Pit In	1:36.786	23	22.789	<u>248.8</u>	42.178	30.881	152.6	1:35.848							
7	Pit Out	237.9	42.647	29.764	153.2	3:29.495	24	22.815	248.3	41.301	29.050	154.4	1:33.166						
8	23.228	244.9	41.705	29.618	153.5	1:34.551	25	23.081	247.1	41.464	Pit In	1:43.755							
9	23.049	246.0	41.832	29.536	152.6	1:34.417	26	Pit Out	243.2	40.697	28.381	154.4	3:20.425						
10	23.392	244.9	41.611	29.401	152.6	1:34.404	27	22.683	247.7	40.479	28.728	<u>155.6</u>	1:31.890						
11	23.062	245.5	41.335	29.498	152.3	1:33.895	28	22.860	247.7	40.637	28.346	154.4	1:31.843						
12	23.090	244.3	41.197	29.156	152.9	1:33.443	29	22.592	247.7	40.492	28.252	154.4	1:31.336						
13	23.158	244.3	41.630	29.336	151.7	1:34.124	30	22.436	248.3	40.367	28.232	153.8	1:31.035						
14	23.057	244.3	41.468	29.486	151.4	1:34.011	31	22.487	248.3	40.392	<u>28.111</u>	155.3	1:30.990						
15	22.976	244.3	41.461	30.263	153.5	1:34.700	32	22.430	<u>248.8</u>	40.408	28.247	153.5	1:31.085						
16	22.957	246.0	41.584	29.482	150.9	1:34.023	33	27.554	173.1	46.763	28.548	155.3	1:42.865						
17	23.065	246.6	41.460	29.250	151.4	1:33.775	34	<u>22.401</u>	248.3	40.539	Pit In	1:38.144							

18 LP Racing SRL										Audi R8 LMS GT2									
lap	Sect-1	Speed	Sect-2	Speed	Sect-3	Speed	TopSpeed	laptime	pit	lap	Sect-1	Speed	Sect-2	Speed	Sect-3	Speed	Topspeed	laptime	pit
1	Pit Out	179.4	52.284	35.866	143.7	1:55.131	17	Pit Out	198.2	52.743	30.202	153.2	3:39.101						
2	26.846	196.0	44.200	30.213	149.7	1:41.259	18	23.344	240.5	40.215	28.111	152.3	1:31.670						
3	23.292	241.1	41.009	28.643	151.7	1:32.944	19	22.757	<u>244.9</u>	40.096	27.913	154.1	1:30.766						
4	22.945	242.7	40.346	28.299	154.4	1:31.590	20	29.062	202.2	50.647	29.776	154.7	1:49.485						
5	22.821	240.5	40.291	Pit In	1:37.705	21	22.751	242.7	40.077	28.205	154.4	1:31.033							
6	Pit Out	238.9	40.887	Pit In	3:27.555	22	22.705	242.2	39.844	28.046	154.4	1:30.595							
7	Pit Out	203.0	50.551	32.311	147.2	5:24.255	23	23.415	227.4	43.053	Pit In	1:42.571							
8	25.157	226.9	44.257	30.774	149.7	1:40.188	24	Pit Out	238.4	40.339	28.135	154.4	5:12.468						
9	23.881	238.9	42.064	30.483	146.7	1:36.428	25	22.763	242.2	40.833	29.512	153.5	1:33.108						
10	23.732	238.4	41.960	30.144	147.5	1:35.836	26	22.710	242.2	40.033	28.073	152.9	1:30.816						
11	23.501	238.4	41.776	30.524	150.3	1:35.801	27	22.649	242.2	<u>39.797</u>	27.887	154.7	<u>1:30.333</u>						
12	23.350	238.4	42.233	29.818	151.4	1:35.401	28	23.434	241.1	39.872	<u>27.805</u>	<u>155.0</u>	1:31.111 D						
13	23.530	238.9	42.087	30.872	146.9	1:36.489	29	<u>22.619</u>	242.7	39.936	28.360	154.1	1:30.915						
14	23.783	238.4	42.550	30.719	144.0	1:37.052	30	22.895	240.5	40.248	28.120	154.4	1:31.263						
15	23.663	238.4	41.990	30.891	142.4	1:36.544	31	22.660	242.2	39.879	28.140	153.5	1:30.679						
16	23.845	240.5	42.231	Pit In	1:43.227	32													



FANATEC GT2 EUROPEAN SERIES Round 2

SRO-motorsports

Fanatec GT2

25 - 28 May 2023

Runden und Sektor-Zeiten - Free Practice 2

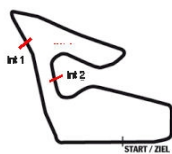
Red Bull Ring - 4318 mtr.

61 Akkodis ASP Team										Mercedes AMG GT2									
lap	Sect-1	Speed	Sect-2	Speed	Sect-3	Speed	TopSpeed	laptime	pit	lap	Sect-1	Speed	Sect-2	Speed	Sect-3	Speed	Topspeed	laptime	pit
1	Pit Out	175.6	46.889		31.373	153.8		1:44.725		13	23.017	241.1	41.877		28.290	158.4		1:33.184	
2		23.100	248.8	41.714		29.113	155.9	1:33.927		14	<u>22.406</u>	254.7	40.190		<u>28.217</u>	157.1		1:30.813	D
3		22.716	249.4	41.231		28.743	156.2	1:32.690		15	22.731	252.9	40.334		28.240	<u>158.4</u>		1:31.305	
4		22.698	253.5	40.898		28.732	157.1	1:32.328		16	25.158	247.1	43.984		30.597	<u>158.4</u>		1:39.739	
5		22.744	252.9	40.833		Pit In		1:38.621		17	22.596	<u>255.3</u>	<u>40.154</u>		28.258	157.1		<u>1:31.008</u>	
6	Pit Out	232.8	42.708		29.503	156.2		7:36.769		18	22.827	251.2	40.809		28.481	158.1		1:32.117	
7		22.844	251.7	41.166		28.815	157.8	1:32.825		19	22.589	244.3	40.425		29.140	<u>158.4</u>		1:32.154	
8		22.779	244.9	41.783		28.864	157.1	1:33.426		20	22.489	251.2	42.353		Pit In			1:43.105	
9		22.743	253.5	41.068		28.839	157.5	1:32.650		21	Pit Out	120.5	51.700		32.266	152.3		13:38.928	
10		22.785	251.7	40.925		28.862	156.5	1:32.572		22	24.975	210.5	45.952		30.820	153.8		1:41.747	
11		22.798	252.9	41.387		Pit In		1:42.113		23	23.773	201.9	43.461		30.353	135.2		1:37.587	
12	Pit Out	193.5	48.031		30.198	157.1		8:20.091		24									

67 LP Racing SRL										Audi R8 LMS GT2									
lap	Sect-1	Speed	Sect-2	Speed	Sect-3	Speed	TopSpeed	laptime	pit	lap	Sect-1	Speed	Sect-2	Speed	Sect-3	Speed	Topspeed	laptime	pit
1	Pit Out	192.2	46.697		29.916	150.3		1:47.639		14	22.759	242.2	40.376		Pit In			1:39.041	
2		23.822	240.5	42.973		29.113	152.3	1:35.908		15	Pit Out	237.4	40.822		28.701	153.2		7:10.531	
3		23.137	243.2	42.755		31.197	152.6	1:37.089		16	22.850	240.5	40.289		28.375	152.3		1:31.514	
4		23.519	226.9	41.400		Pit In		1:40.901		17	22.735	243.8	46.095		29.876	153.8		1:38.706	
5	Pit Out	239.5	41.434		28.939	151.7		3:30.036		18	22.878	241.6	40.310		27.924	154.4		1:31.112	D
6		23.208	241.6	40.996		28.875	150.9	1:33.079	D	19	22.750	240.5	40.022		28.112	154.1		1:30.884	
7		22.944	243.8	41.299		Pit In		1:46.785		20	22.650	244.3	40.279		27.969	154.7		1:30.898	
8	Pit Out	187.2	45.626		31.137	149.2		4:01.088		21	22.821	<u>244.9</u>	39.939		27.849	<u>155.0</u>		1:30.609	
9		23.725	236.8	41.727		29.515	151.4	1:34.967		22	22.774	243.2	<u>39.901</u>		<u>27.738</u>	<u>155.0</u>		<u>1:30.413</u>	
10		23.128	241.1	40.681		28.325	154.1	1:32.134		23	<u>22.567</u>	241.6	40.285		Pit In			1:37.895	
11		22.791	242.7	40.238		28.497	153.8	1:31.526		24	Pit Out	237.4	41.288		Pit In			5:01.317	
12		22.792	241.6	40.246		28.101	<u>155.0</u>	1:31.139	D	25	Pit Out	240.0	40.862		28.550	154.4		3:29.280	
13		22.836	242.2	40.202		29.127	154.1	1:32.165		26	22.968	242.2	40.442		Pit In			1:43.446	

88 LP Racing SRL										Audi R8 LMS GT2									
lap	Sect-1	Speed	Sect-2	Speed	Sect-3	Speed	TopSpeed	laptime	pit	lap	Sect-1	Speed	Sect-2	Speed	Sect-3	Speed	Topspeed	laptime	pit
1	Pit Out	149.2	51.967		30.883	149.2		2:26.239		16	23.197	241.1	41.507		29.749	152.6		1:34.453	
2		23.788	230.3	42.601		29.190	151.1	1:35.579		17	23.446	241.1	42.015		29.464	152.6		1:34.925	
3		23.021	243.8	41.668		29.080	152.3	1:33.769		18	23.171	242.2	41.704		29.394	150.6		1:34.269	
4		22.956	<u>244.3</u>	41.668		Pit In		1:38.950		19	25.023	215.6	41.655		29.041	153.2		1:35.719	
5	Pit Out	215.1	48.386		30.990	150.3		5:53.676		20	23.156	240.5	41.786		29.088	153.2		1:34.030	
6		25.929	230.8	43.049		31.821	152.0	1:40.799		21	23.071	242.7	41.144		28.844	153.2		1:33.059	
7		22.958	243.2	40.614		29.006	147.2	1:32.578	D	22	23.063	242.2	41.722		Pit In			1:46.226	
8		22.892	243.2	40.602		28.273	154.7	1:31.767		23	Pit Out	237.4	41.344		28.946	152.6		3:49.188	
9		22.854	242.2	40.322		28.532	152.3	1:31.708		24	22.915	241.6	40.525		28.552	154.4		1:31.992	
10		22.894	241.1	<u>40.072</u>		28.055	154.4	1:31.021	D	25	22.848	242.2	40.592		28.499	154.1		1:31.939	
11		22.944	242.2	40.397		28.274	154.7	<u>1:31.615</u>		26	22.909	243.2	40.472		28.432	154.1		1:31.813	
12	<u>22.709</u>	241.6	40.185		<u>27.986</u>	<u>155.3</u>		1:30.880	D	27	23.450	229.3	41.632		29.545	153.8		1:34.627	
13		22.754	241.6	43.537		Pit In		1:40.876		28	22.787	243.2	40.613		28.454	154.1		1:31.854	
14	Pit Out	224.1	42.701		29.541	151.1		7:16.013		29	22.864	243.2	40.530		28.376	153.8		1:31.770	
15		23.500	240.0	41.842		29.310	152.0	1:34.652		30	30.684	150.4	47.935		Pit In			1:53.740	

89 RTR Projects A.S										KTM X-Bow GT2									
lap	Sect-1	Speed	Sect-2	Speed	Sect-3	Speed	TopSpeed	laptime	pit	lap	Sect-1	Speed	Sect-2	Speed	Sect-3	Speed	Topspeed	laptime	pit
1	Pit Out	160.2	52.288		35.315	138.2		1:59.686		12	22.641	250.0	40.538		28.744	153.8		1:31.923	
2		27.077	188.2	47.082		31.710	150.0	1:45.869		13	22.908	241.1	41.921		Pit In			1:41.904	
3		24.334	208.9	44.338		30.738	152.6	1:39.410		14	Pit Out	241.1	41.662		28.833	155.0		11:06.525	
4		23.118	232.3	43.915		30.445	154.1	1:37.478		15	22.742	248.8	40.706		28.764	153.8		1:32.212	
5		23.005	231.3	41.872		29.628	153.8	1:34.505		16	22.886	249.4	40.782		28.874	153.5		1:32.542	
6		24.754	192.9	46.390		Pit In		1:50.649		17	22.518	250.0	40.629		28.613	154.1		1:31.760	
7	Pit Out	240.5	41.746		29.039	155.0		4:01.829		18	22.650	248.8	41.014		28.623	154.7		1:32.287	
8		22.730	248.8	40.692		28.984	154.4	1:32.406		19	22.691	<u>250.6</u>	<u>40.260</u>		28.703	155.0		<u>1:31.654</u>	
9		22.591	249.4	40.542		28.984	155.0	1:32.117		20	22.594	249.4	41.708		Pit In			1:49.431	
10	<u>22.504</u>	249.4	40.611		28.728	155.0		1:31.843		21	Pit Out	115.0	55.308		Pit In			4:25.687	
11		22.713	248.8	40.693		<u>28.595</u>	<u>155.3</u>	1:32.001		22									



FANATEC GT2 EUROPEAN SERIES Round 2
 SRO-motorsports

Fanatec GT2

25 - 28 May 2023

Runden und Sektor-Zeiten - Free Practice 2

Red Bull Ring - 4318 mtr.

911 Ebimotors SRL										Porsche GT2 RS CS									
lap	Sect-1	Speed	Sect-2	Speed	Sect-3	Speed	TopSpeed	laptime	pit	lap	Sect-1	Speed	Sect-2	Speed	Sect-3	Speed	TopSpeed	laptime	pit
1	Pit Out	174.2	51.374		32.449	149.4		1:58.384		14	Pit Out	204.5	45.007		30.005	151.1		3:57.130	
2	23.541	222.2	43.112		30.944	152.9		1:37.597		15	24.126	246.0	41.704		30.491	121.8		1:36.321	
3	23.090	245.5	42.536		29.661	152.6		1:35.287		16	32.763	157.9	52.410		Pit In			2:08.848	
4	22.892	<u>248.3</u>	42.418		29.426	153.2		1:34.736 D		17	Pit Out	235.3	44.310		33.274	152.3		5:16.792	
5	23.916	228.8	42.436		Pit In			1:42.466		18	23.221	246.0	42.354		29.785	150.9		1:35.360	
6	Pit Out	196.7	46.652		31.002	152.6		3:36.337		19	23.234	244.3	41.574		29.615	150.6		1:34.423	
7	23.268	247.1	42.236		29.475	152.9		1:34.979		20	23.143	219.1	43.767		30.803	154.1		1:37.713	
8	22.962	247.1	41.712		29.128	153.5		1:33.802		21	22.926	247.7	41.483		Pit In			1:44.585	
9	22.765	247.1	41.434		29.080	<u>154.4</u>		1:33.279		22	Pit Out	241.1	41.522		29.458	152.9		6:43.935	
10	23.047	247.1	41.244		29.116	148.6		1:33.407		23	23.286	241.6	41.247		29.180	151.1		1:33.713	
11	22.920	247.1	41.136		<u>28.702</u>	153.5		1:32.758 D		24	23.082	246.0	41.015		29.610	150.3		1:33.707	
12	<u>22.729</u>	246.6	<u>40.884</u>		28.957	153.5		<u>1:32.570</u>		25	23.563	242.7	41.724		Pit In			1:52.369	
13	22.871	247.1	41.523		Pit In			1:39.978		26									