

DMV GOODYEAR Racing Days Lausitzring

DMV Classic Masters Cup, Alfa Romeo Challenge
Runden und Sektor-Zeiten - Rennen 2

25 - 27 August 2023
Lausitzring GP - 4534mtr.

12 Frank Lode									Skoda 130 RS											
lap	Sect-1	Speed	Sect-2	Speed	Sect-3	Speed	TopSpeed	laptime	pit	lap	Sect-1	Speed	Sect-2	Speed	Sect-3	Speed	Topspeed	laptime	pit	
1	48.200	141.0	55.580		<u>48.735</u>	154.5		2:32.515		2	<u>42.865</u>	<u>143.0</u>	<u>54.512</u>		48.760	154.9			<u>2:26.137</u>	

29 Michelle Kawalek									BMW 318ti C cup											
lap	Sect-1	Speed	Sect-2	Speed	Sect-3	Speed	TopSpeed	laptime	pit	lap	Sect-1	Speed	Sect-2	Speed	Sect-3	Speed	Topspeed	laptime	pit	
1	46.374	144.2	53.924		47.145	153.2		2:27.443		7	40.295	145.7	53.329		47.177	154.9			2:20.801	
2	40.814	145.6	<u>52.706</u>		<u>46.844</u>	154.9		2:20.364		8	<u>39.985</u>	<u>148.4</u>	53.339		46.997	155.2			<u>2:20.321</u>	
3	40.493	147.3	52.913		47.450	153.6		2:20.856		9	40.315	145.4	53.731		48.726	153.2			2:22.772	
4	40.951	144.6	54.032		47.086	156.1		2:22.069		10	40.522	143.2	53.438		47.075	154.9			2:21.035	
5	40.815	144.6	53.606		47.587	152.5		2:22.008		11	40.227	145.9	53.681		47.309	<u>157.0</u>			2:21.217	
6	40.272	147.1	52.997		47.122	156.7		2:20.391		12	40.461	146.9	54.225		48.453	152.1			2:23.139	

40 Stefan Geyer									Opel Kadett C											
lap	Sect-1	Speed	Sect-2	Speed	Sect-3	Speed	TopSpeed	laptime	pit	lap	Sect-1	Speed	Sect-2	Speed	Sect-3	Speed	Topspeed	laptime	pit	
1	40.331	184.0	49.208		41.763	<u>201.1</u>		2:11.302		8	36.654	189.5	48.334		41.629	199.6			2:06.617	
2	<u>35.727</u>	189.8	48.918		41.705	198.9		2:06.350		9	36.041	190.1	48.241		41.599	200.4			<u>2:05.881</u>	
3	36.547	189.5	48.420		41.503	199.3		2:06.470		10	36.262	<u>191.2</u>	48.613		41.550	200.7			2:06.425	
4	36.226	189.8	48.176		41.601	<u>201.1</u>		2:06.003		11	36.422	189.5	48.194		<u>41.336</u>	200.7			2:05.952	
5	36.676	189.5	<u>48.068</u>		41.520	199.3		2:06.264		12	37.565	189.1	49.733		41.837	197.4			2:09.135	
6	36.256	190.5	48.512		42.038	<u>201.1</u>		2:06.806		13	37.263	188.8	49.632		43.268	162.4			2:10.163	
7	37.517	189.8	48.499		42.444	200.0		2:08.460		14										

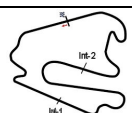
52 Jonny Schönfelder									Lada 2105											
lap	Sect-1	Speed	Sect-2	Speed	Sect-3	Speed	TopSpeed	laptime	pit	lap	Sect-1	Speed	Sect-2	Speed	Sect-3	Speed	Topspeed	laptime	pit	
1	48.273	<u>146.3</u>	55.624		49.314	151.3		2:33.211		7	42.931	141.2	56.432		49.291	151.0			2:28.654	
2	<u>42.270</u>	144.8	<u>54.971</u>		<u>48.214</u>	<u>152.3</u>		<u>2:25.455</u>		8	44.354	145.9	56.531		49.402	149.6			2:30.287	
3	43.264	145.7	56.884		48.231	151.3		2:28.379		9	43.120	140.1	57.266		49.887	147.5			2:30.273	
4	43.393	142.9	55.951		49.021	149.6		2:28.365		10	44.811	141.0	57.866		50.356	150.2			2:33.033	
5	42.399	143.6	57.135		48.838	150.6		2:28.372		11	45.284	137.8	57.764		50.065	148.8			2:33.113	
6	42.921	143.2	55.753		49.654	151.5		2:28.328		12										

55 Niclas Dymek									BMW 328iSE36										
lap	Sect-1	Speed	Sect-2	Speed	Sect-3	Speed	TopSpeed	laptime	pit	lap	Sect-1	Speed	Sect-2	Speed	Sect-3	Speed	Topspeed	laptime	pit

71 Thomas Roth									Lada 2105											
lap	Sect-1	Speed	Sect-2	Speed	Sect-3	Speed	TopSpeed	laptime	pit	lap	Sect-1	Speed	Sect-2	Speed	Sect-3	Speed	Topspeed	laptime	pit	
1	<u>46.474</u>	<u>150.0</u>	<u>53.710</u>		<u>46.980</u>	<u>161.7</u>		<u>2:27.164</u>		2										

75 Marko Brenner									Lada Samara											
lap	Sect-1	Speed	Sect-2	Speed	Sect-3	Speed	TopSpeed	laptime	pit	lap	Sect-1	Speed	Sect-2	Speed	Sect-3	Speed	Topspeed	laptime	pit	
1					<u>51.048</u>	<u>157.0</u>		2:39.706		6					52.994	149.0			2:39.716	
2					51.593	156.3		<u>2:35.483</u>		7					52.752	148.6			2:39.162	
3					52.027	150.4		2:38.895		8					53.159	148.1			2:38.726	
4					53.599	144.6		2:40.224		9					54.157	148.8			2:39.603	
5					54.431	146.7		2:44.929		10					53.040	141.5			2:40.703	

77 André Jaschinski									BMW 4.0 V8 E30											
lap	Sect-1	Speed	Sect-2	Speed	Sect-3	Speed	TopSpeed	laptime	pit	lap	Sect-1	Speed	Sect-2	Speed	Sect-3	Speed	Topspeed	laptime	pit	
1	39.806	183.1	47.748		41.130	199.6		2:08.684		8	35.835	186.9	47.147		40.782	200.4			2:03.764	
2	36.519	<u>187.5</u>	47.452		40.821	200.7		2:04.792		9	35.731	186.9	46.762		41.831	199.6			2:04.324	
3	35.992	187.2	46.805		40.720	198.9		2:03.517		10	37.157	183.7	47.460		<u>40.608</u>	<u>201.9</u>			2:05.225	



DMV GOODYEAR Racing Days Lausitzring

DMV Classic Masters Cup, Alfa Romeo Challenge
Runden und Sektor-Zeiten - Rennen 2

25 - 27 August 2023
Lausitzring GP - 4534mtr.

4	35.625	186.5	46.848	40.680	200.4	2:03.153	11	36.009	186.2	47.318	41.015	201.5	2:04.342
5	<u>35.423</u>	186.9	47.047	40.640	200.7	<u>2:03.110</u>	12	35.726	187.2	47.466	41.209	197.8	2:04.401
6	35.709	186.9	48.012	41.008	200.0	2:04.729	13	36.247	186.5	48.026	41.969	200.7	2:06.242
7	36.194	187.2	<u>46.705</u>	40.952	200.4	2:03.851	14						

86 Maik Thomas										Skoda Favorit									
lap	Sect-1	Speed	Sect-2	Speed	Sect-3	Speed	TopSpeed	laptime	pit	lap	Sect-1	Speed	Sect-2	Speed	Sect-3	Speed	Topspeed	laptime	pit
1	43.823	<u>153.0</u>	52.509		46.713	<u>162.9</u>		2:23.045		7	40.880	151.7	52.602		48.098	149.2		2:21.580	
2	40.177	<u>153.0</u>	52.129		<u>45.849</u>	160.0		2:18.155		8	41.455	147.7	52.842		48.188	155.6		2:22.485	
3	<u>39.801</u>	152.5	51.752		45.943	159.1		<u>2:17.496</u>		9	41.192	150.0	53.156		47.927	152.8		2:22.275	
4	39.997	152.8	51.914		46.595	157.7		2:18.506		10	41.115	149.2	52.847		47.933	152.8		2:21.895	
5	40.657	151.3	51.787		46.742	157.7		2:19.186		11	43.317	147.1	52.699		47.190	150.4		2:23.206	
6	40.359	151.7	<u>51.701</u>		49.045	158.4		2:21.105		12	42.070	148.8	53.754		47.532	133.5		2:23.356	

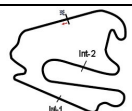
89 Bartl-Bartl										Opel Kadett C									
lap	Sect-1	Speed	Sect-2	Speed	Sect-3	Speed	TopSpeed	laptime	pit	lap	Sect-1	Speed	Sect-2	Speed	Sect-3	Speed	Topspeed	laptime	pit

193 Florian Heidger										Opel Corsa C									
lap	Sect-1	Speed	Sect-2	Speed	Sect-3	Speed	TopSpeed	laptime	pit	lap	Sect-1	Speed	Sect-2	Speed	Sect-3	Speed	Topspeed	laptime	pit
1	49.925	147.7	58.624		50.880	<u>159.3</u>		2:39.429		6	44.462	147.7	57.409		50.582	156.5		2:32.453	
2	44.480	146.5	57.486		50.075	157.2		2:32.041		7	43.508	147.5	<u>56.641</u>		<u>48.749</u>	155.6		<u>2:28.898</u>	
3	<u>43.238</u>	145.4	59.784		49.440	156.3		2:32.462		8	45.087	<u>147.9</u>	56.971		50.440	155.2		2:32.498	
4	44.901	144.2	57.368		51.523	155.6		2:33.792		9	45.106	145.0	58.025		50.498	153.8		2:33.629	
5	44.433	146.3	57.403		49.521	156.5		2:31.357		10	49.238	129.8	2:00.217		Pit In			4:19.244	

218 Sven Waibel										33 1,7 QV									
lap	Sect-1	Speed	Sect-2	Speed	Sect-3	Speed	TopSpeed	laptime	pit	lap	Sect-1	Speed	Sect-2	Speed	Sect-3	Speed	Topspeed	laptime	pit
1	42.471	169.0	50.190		43.254	180.3		2:15.915		8	37.696	169.8	48.892		42.905	182.1		2:09.493	
2	37.983	169.3	49.699		43.519	179.4		2:11.201		9	37.380	<u>170.9</u>	<u>48.057</u>		43.269	<u>183.1</u>		2:08.706	
3	37.685	167.7	49.104		43.517	178.2		2:10.306		10	36.967	170.6	48.311		42.801	182.7		2:08.079	
4	37.564	168.8	49.067		43.958	179.1		2:10.589		11	38.696	170.1	48.143		42.457	181.5		2:09.296	
5	39.064	169.0	49.478		43.272	<u>183.1</u>		2:11.814		12	<u>36.710</u>	169.5	48.074		<u>42.355</u>	181.8		<u>2:07.139</u>	
6	37.132	169.5	49.042		43.399	180.3		2:09.573		13	36.772	<u>170.9</u>	48.065		42.394	178.5		2:07.231	
7					43.273	<u>183.1</u>		2:09.700		14									

219 René Hadorn										Alfasud									
lap	Sect-1	Speed	Sect-2	Speed	Sect-3	Speed	TopSpeed	laptime	pit	lap	Sect-1	Speed	Sect-2	Speed	Sect-3	Speed	Topspeed	laptime	pit
1	41.133	<u>174.5</u>	49.257		43.045	<u>185.9</u>		2:13.435		8	37.408	172.0	49.030		43.097	179.4		2:09.535	
2	37.166	170.6	50.337		43.131	179.1		2:10.634		9	37.119	172.2	49.205		43.137	180.0		2:09.461	
3	37.033	171.4	48.980		42.719	179.1		2:08.732		10	37.391	173.1	48.972		43.425	179.7		2:09.788	
4	37.064	171.2	49.051		43.017	178.8		2:09.132		11	37.442	171.7	48.976		43.087	180.3		2:09.505	
5	37.703	173.9	<u>48.477</u>		<u>42.463</u>	184.6		2:08.643		12	37.472	172.0	48.932		42.867	180.3		2:09.271	
6	<u>36.933</u>	174.2	49.123		42.539	183.1		<u>2:08.595</u>		13	37.334	171.7	49.641		43.605	178.8		2:10.580	
7	36.995	171.7	48.686		44.149	181.2		2:09.830		14									

226 Ronald Waibel										75 QV									
lap	Sect-1	Speed	Sect-2	Speed	Sect-3	Speed	TopSpeed	laptime	pit	lap	Sect-1	Speed	Sect-2	Speed	Sect-3	Speed	Topspeed	laptime	pit
1	50.242	140.4	58.310		51.093	156.3		2:39.645		7	43.295	140.8	59.998		49.164	160.0		2:32.457	
2	43.782	154.3	56.491		49.872	161.4		2:30.145		8	43.431	<u>157.9</u>	56.274		<u>47.093</u>	163.1		2:26.798	
3	43.748	146.5	58.607		49.851	159.1		2:32.206		9	<u>41.509</u>	129.0	58.185		48.071	162.2		2:27.765	
4	43.359	149.8	57.131		49.440	160.0		2:29.930		10	43.122	153.2	56.815		53.120	146.3		2:33.057	
5	42.477	157.4	<u>55.702</u>		48.215	<u>163.6</u>		<u>2:26.394</u>		11	46.272	134.3	59.163		52.400	149.4		2:37.835	



DMV GOODYEAR Racing Days Lausitzring

DMV Classic Masters Cup, Alfa Romeo Challenge
Runden und Sektor-Zeiten - Rennen 2

25 - 27 August 2023
Lausitzring GP - 4534mtr.

6	43.262	150.4	56.087	51.876	155.4	2:31.225	12				
---	--------	-------	--------	--------	-------	----------	----	--	--	--	--

243 Liese-Leupold										Giulia TS										
lap	Sect-1	Speed	Sect-2	Speed	Sect-3	Speed	TopSpeed	laptime	pit	lap	Sect-1	Speed	Sect-2	Speed	Sect-3	Speed	Topspeed	laptime	pit	
1	41.963	183.4	50.345		43.026	192.9		2:15.334		8	37.641	181.8	49.732		42.392	192.9		2:09.765		
2	38.136	182.1	49.895		43.003	192.9		2:11.034		9					42.852	197.4		2:09.614		
3	37.546	182.4	49.918		42.741	191.5		2:10.205		10	37.247	184.0	48.770		42.145	195.7		2:08.162		
4	37.822	181.2	49.856		43.052	191.5		2:10.730		11	40.490	182.7	48.424		42.865	193.5		2:11.779		
5					42.327	191.8		2:10.109		12	37.113	182.7	48.916		42.120	192.9		2:08.149		
6	37.512	182.4	49.104		42.719	191.5		2:09.335		13	37.020	183.7	48.877		41.934	192.9		2:07.831		
7					42.494	192.2		2:10.396		14										

244 Marc Frey										BMW 328iS E36										
lap	Sect-1	Speed	Sect-2	Speed	Sect-3	Speed	TopSpeed	laptime	pit	lap	Sect-1	Speed	Sect-2	Speed	Sect-3	Speed	Topspeed	laptime	pit	
1	40.536	180.0	47.508		42.137	185.9		2:10.181		8	35.579	178.8	45.955		41.030	184.6		2:02.564		
2	35.977	178.2	46.837		42.051	185.2		2:04.865		9	35.185	181.8	46.376		42.143	187.5		2:03.704		
3	35.717	179.4	46.591		41.510	182.7		2:03.818		10	36.250	178.8	46.026		41.646	182.1		2:03.922		
4	35.760	178.2	46.364		41.648	182.7		2:03.772		11	36.017	176.8	46.510		41.833	184.3		2:04.360		
5	36.628	177.9	46.683		41.629	182.7		2:04.940		12	35.501	180.0	48.041		41.827	185.6		2:05.369		
6	35.713	179.1	46.124		41.221	184.9		2:03.058		13	36.793	175.6	47.362		42.402	186.5		2:06.557		
7	35.672	179.4	46.286		41.663	184.3		2:03.621		14										

248 Frank Wolf										BMW 328iS E36										
lap	Sect-1	Speed	Sect-2	Speed	Sect-3	Speed	TopSpeed	laptime	pit	lap	Sect-1	Speed	Sect-2	Speed	Sect-3	Speed	Topspeed	laptime	pit	
1	41.175	175.6	49.299		42.818	190.8		2:13.292		8	36.632	176.2	48.421		42.411	188.8		2:07.464		
2	37.525	175.0	50.523		43.724	189.8		2:11.772		9	37.108	175.6	48.749		42.724	188.8		2:08.581		
3	36.965	177.0	49.349		42.777	190.5		2:09.091		10	37.094	175.3	49.033		43.122	189.1		2:09.249		
4	36.840	177.3	49.002		42.613	192.9		2:08.455		11	37.377	175.0	49.662		42.989	189.5		2:10.028		
5	36.934	175.9	48.564		42.107	191.2		2:07.605		12	37.497	175.0	49.679		43.230	188.2		2:10.406		
6	36.972	176.8	49.300		42.198	189.8		2:08.470		13	38.121	174.8	49.145		43.110	186.9		2:10.376		
7	37.010	175.9	48.316		42.961	188.8		2:08.287		14										

253 Fariwar-Fariwar										75									
lap	Sect-1	Speed	Sect-2	Speed	Sect-3	Speed	TopSpeed	laptime	pit	lap	Sect-1	Speed	Sect-2	Speed	Sect-3	Speed	Topspeed	laptime	pit
1	43.922	172.8	52.160		43.946	186.9		2:20.028		7	38.115	174.5	50.658		44.144	188.2		2:12.917	
2	37.851	177.3	50.663		43.497	191.8		2:12.011		8	38.341	176.5	50.737		43.831	188.5		2:12.909	
3	37.873	175.9	49.781		43.160	190.1		2:10.814		9	38.428	175.9	50.020		44.060	185.2		2:12.508	
4	37.876	178.2	51.151		43.793	189.5		2:12.820		10	39.007	175.0	51.200		44.448	185.6		2:14.655	
5	38.060	177.0	51.050		43.839	189.8		2:12.949		11	38.338	173.6	51.103		44.263	184.9		2:13.704	
6	38.169	175.9	50.758		43.674	184.6		2:12.601		12	39.068	168.5	52.126		45.376	186.9		2:16.570	

255 Kühnhold-Müller										155										
lap	Sect-1	Speed	Sect-2	Speed	Sect-3	Speed	TopSpeed	laptime	pit	lap	Sect-1	Speed	Sect-2	Speed	Sect-3	Speed	Topspeed	laptime	pit	
1	43.636	182.1	51.022		43.128	196.7		2:17.786		7	38.093	180.0	48.855		42.793	199.6		2:09.741		
2	37.837	179.7	50.304		42.825	194.9		2:10.966		8	38.240	182.7	48.994		43.358	198.2		2:10.592		
3	37.277	186.5	49.263		43.029	196.4		2:09.569		9	38.050	185.9	48.558		42.594	196.4		2:09.202		
4	38.086	183.4	48.520		43.258	196.0		2:09.864		10	38.054	184.6	48.518		43.364	196.0		2:09.936		
5	38.343	183.4	49.341		42.892	196.7		2:10.576		11	38.841	184.3	48.887		43.374	192.9		2:11.102		
6	37.431	184.6	49.231		42.705	195.7		2:09.367		12										



DMV GOODYEAR Racing Days Lausitzring

DMV Classic Masters Cup, Alfa Romeo Challenge
Runden und Sektor-Zeiten - Rennen 2

25 - 27 August 2023
Lausitzring GP - 4534mtr.

258 Heuser-Heuser									147 Cup JTD										
lap	Sect-1	Speed	Sect-2	Speed	Sect-3	Speed	TopSpeed	laptime	pit	lap	Sect-1	Speed	Sect-2	Speed	Sect-3	Speed	Topspeed	laptime	pit
1					45.043	174.2		2:22.050		7					<u>43.938</u>	172.5		<u>2:11.878</u>	
2					44.669	172.8		2:15.281		8					44.045	172.2		2:13.196	
3					44.183	<u>174.8</u>		2:13.751		9					44.722	172.5		2:14.764	
4					44.363	174.5		2:13.663		10					44.660	171.7		2:14.512	
5					44.417	172.5		2:13.842		11					44.448	171.7		2:12.937	
6					44.422	173.1		2:13.227		12					46.665	148.4		2:15.890	

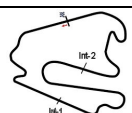
265 Nikolaus Schertenleib									156 2,5 V6										
lap	Sect-1	Speed	Sect-2	Speed	Sect-3	Speed	TopSpeed	laptime	pit	lap	Sect-1	Speed	Sect-2	Speed	Sect-3	Speed	Topspeed	laptime	pit
1					46.647	176.5		2:24.739		7					45.781	<u>176.8</u>		2:17.621	
2					46.191	173.4		2:19.003		8					46.351	173.6		2:18.018	
3					46.260	173.6		2:18.925		9					<u>45.622</u>	175.0		2:17.003	
4					45.920	174.5		2:18.930		10					45.754	175.0		2:16.985	
5					46.019	174.5		2:17.563		11					45.707	175.3		2:18.808	
6					45.699	175.9		<u>2:16.837</u>		12					45.851	168.8		2:16.997	

271 Frank Regel									Lada 21013										
lap	Sect-1	Speed	Sect-2	Speed	Sect-3	Speed	TopSpeed	laptime	pit	lap	Sect-1	Speed	Sect-2	Speed	Sect-3	Speed	Topspeed	laptime	pit
1	45.608	151.5	53.289		46.263	<u>162.9</u>		2:25.160		7	39.632	150.2	<u>51.858</u>		<u>45.955</u>	157.7		<u>2:17.445</u>	
2	40.497	<u>154.5</u>	52.730		46.293	158.4		2:19.520		8	39.934	150.8	51.991		46.307	157.7		2:18.232	
3	<u>39.596</u>	153.8	52.372		46.327	155.8		2:18.295		9	40.229	153.2	52.651		46.248	157.9		2:19.128	
4	39.956	153.0	52.662		46.352	157.7		2:18.970		10	39.661	150.6	52.260		46.040	157.4		2:17.961	
5	39.612	154.1	52.110		46.360	157.2		2:18.082		11	39.980	150.4	52.776		46.170	158.1		2:18.926	
6	40.246	148.6	52.104		46.028	157.2		2:18.378		12	40.256	149.4	53.046		46.899	155.4		2:20.201	

311 Spangenberg-Wenning									BMW M3 GTR										
lap	Sect-1	Speed	Sect-2	Speed	Sect-3	Speed	TopSpeed	laptime	pit	lap	Sect-1	Speed	Sect-2	Speed	Sect-3	Speed	Topspeed	laptime	pit
1	38.980	195.7	47.779		40.908	209.7		2:07.667		8	35.101	196.4	45.431		39.147	213.0		1:59.679	
2	35.774	194.9	47.154		40.105	210.1		2:03.033		9	34.733	197.4	46.838		39.352	211.4		2:00.923	
3	35.333	195.7	46.408		39.930	210.1		2:01.671		10	34.686	<u>199.3</u>	45.618		39.637	213.0		1:59.941	
4	35.537	196.7	46.751		39.980	211.4		2:02.268		11	34.361	<u>199.3</u>	45.455		<u>38.861</u>	<u>215.6</u>		<u>1:58.677</u>	
5	34.816	196.4	46.827		39.973	211.4		2:01.616		12	34.770	196.7	<u>45.421</u>		39.302	213.4		1:59.493	
6	34.762	197.4	46.578		39.599	212.6		2:00.939		13	<u>34.317</u>	<u>199.3</u>	52.230		39.529	212.6		2:06.076	
7	36.447	196.0	45.881		39.662	212.6		2:01.990		14									

326 Ganser-Kreutz									BMW 318ti Cup										
lap	Sect-1	Speed	Sect-2	Speed	Sect-3	Speed	TopSpeed	laptime	pit	lap	Sect-1	Speed	Sect-2	Speed	Sect-3	Speed	Topspeed	laptime	pit
1					48.416	158.4		2:28.087		7					47.576	158.6		2:21.361	
2					48.604	153.4		2:25.227		8					47.298	159.1		<u>2:21.092</u>	
3					49.038	153.8		2:27.196		9					<u>46.952</u>	160.0		2:21.100	
4					48.221	154.1		2:26.233		10					47.694	<u>161.9</u>		2:26.969	
5					48.113	158.4		2:24.212		11					47.250	150.6		2:23.233	
6					48.190	157.7		2:23.402		12									

328 Arne Lanzendörfer									BMW 2,8 E30										
lap	Sect-1	Speed	Sect-2	Speed	Sect-3	Speed	TopSpeed	laptime	pit	lap	Sect-1	Speed	Sect-2	Speed	Sect-3	Speed	Topspeed	laptime	pit
1	43.026	183.4	50.439		43.435	198.2		2:16.900		8	38.031	187.2	48.994		42.905	<u>199.6</u>		2:09.930	
2	37.690	186.9	49.321		43.315	198.2		2:10.326		9	37.320	187.2	48.812		42.353	197.4		2:08.485	
3	38.067	187.5	48.888		43.393	196.4		2:10.348		10	36.949	184.3	48.224		42.187	198.5		2:07.360	
4	38.006	187.2	48.624		43.677	196.4		2:10.307		11	40.233	184.3	47.972		<u>41.938</u>	198.2		2:10.143	



DMV GOODYEAR Racing Days Lausitzring

DMV Classic Masters Cup, Alfa Romeo Challenge
Runden und Sektor-Zeiten - Rennen 2

25 - 27 August 2023
Lausitzring GP - 4534mtr.

5	38.158	186.9	48.886	42.851	197.8	2:09.895	12	<u>36.882</u>	186.9	48.036	42.147	197.4	<u>2:07.065</u>
6	37.382	<u>187.8</u>	49.183	42.352	197.8	2:08.917	13	37.125	187.2	<u>47.829</u>	42.122	197.4	2:07.076
7	38.535	185.2	49.304	42.846	198.9	2:10.685	14						

405 Alexander Becker								BMW318iC up												
lap	Sect-1	Speed	Sect-2	Speed	Sect-3	Speed	TopSpeed	laptime	pit	lap	Sect-1	Speed	Sect-2	Speed	Sect-3	Speed	Topspeed	laptime	pit	
1	Pit Out	139.7	56.648	48.673	158.8			2:26.802		7	40.834	151.3	53.301	47.327	161.2				2:21.462	
2	40.840	150.0	52.394	47.640	159.3			2:20.874		8	40.233	<u>152.1</u>	<u>51.773</u>	46.808	161.0				<u>2:18.814</u>	
3	42.100	150.6	54.601	47.312	160.7			2:24.013		9	40.440	151.3	51.897	47.121	<u>162.9</u>				2:19.458	
4	40.602	151.9	52.019	47.486	161.2			2:20.107		10	40.693	151.0	51.865	47.036	160.5				2:19.594	
5	41.661	<u>152.1</u>	52.407	47.515	161.0			2:21.583		11	<u>40.053</u>	150.8	52.488	<u>46.634</u>	160.7				2:19.175	
6	41.430	151.7	51.854	46.783	162.4			2:20.067		12										

406 Turushan Kosar								BMW 318ti Cup												
lap	Sect-1	Speed	Sect-2	Speed	Sect-3	Speed	TopSpeed	laptime	pit	lap	Sect-1	Speed	Sect-2	Speed	Sect-3	Speed	Topspeed	laptime	pit	
1	50.849	140.8	56.979	48.754	151.7			2:36.582		7	<u>40.985</u>	143.6	52.182	48.251	152.5				2:21.418	
2	41.971	142.9	54.418	48.289	152.3			2:24.678		8	41.236	144.4	<u>52.173</u>	47.876	151.5				2:21.285	
3	42.417	143.4	54.569	47.669	152.5			2:24.655		9	41.368	<u>145.6</u>	52.383	<u>47.286</u>	<u>153.2</u>				<u>2:21.037</u>	
4	42.130	142.7	52.768	47.588	152.8			2:22.486		10	44.537	143.4	53.455	47.767	150.8				2:25.759	
5	41.480	143.2	53.256	47.933	150.4			2:22.669		11	42.210	143.8	54.001	48.043	152.3				2:24.254	
6	42.770	144.2	52.591	48.765	152.8			2:24.126		12										

455 Christian Schick								BMW 318ti Cup												
lap	Sect-1	Speed	Sect-2	Speed	Sect-3	Speed	TopSpeed	laptime	pit	lap	Sect-1	Speed	Sect-2	Speed	Sect-3	Speed	Topspeed	laptime	pit	
1	44.144	149.2	53.541	46.800	<u>159.3</u>			2:24.485		7	40.033	149.0	<u>51.109</u>	46.401	157.9				<u>2:17.543</u>	
2	40.450	149.4	53.290	47.115	157.4			2:20.855		8	39.871	148.8	51.357	47.399	157.9				2:18.627	
3	39.894	<u>149.6</u>	51.246	46.842	158.1			2:17.982		9	41.123	149.0	51.409	<u>46.325</u>	158.1				2:18.857	
4	39.949	149.2	52.208	46.903	158.4			2:19.060		10	<u>39.448</u>	148.8	51.855	46.685	156.7				2:17.988	
5	39.613	149.0	51.590	46.742	157.9			2:17.945		11	41.808	147.9	52.561	47.889	156.7				2:22.258	
6	40.072	148.8	51.845	46.533	158.6			2:18.450		12	40.556	147.7	52.609	47.495	142.5				2:20.660	

506 Nils Jenschur								BMW 318ti											
lap	Sect-1	Speed	Sect-2	Speed	Sect-3	Speed	TopSpeed	laptime	pit	lap	Sect-1	Speed	Sect-2	Speed	Sect-3	Speed	Topspeed	laptime	pit

933 Martin Knof								Porsche Boxster												
lap	Sect-1	Speed	Sect-2	Speed	Sect-3	Speed	TopSpeed	laptime	pit	lap	Sect-1	Speed	Sect-2	Speed	Sect-3	Speed	Topspeed	laptime	pit	
1	44.963	161.0	52.829	46.123	172.2			2:23.915		7	40.128	161.7	52.289	45.935	171.2				2:18.352	
2	40.556	161.9	53.357	46.256	172.0			2:20.169		8	40.122	161.9	52.039	45.976	171.4				2:18.137	
3	<u>39.917</u>	161.9	52.233	46.149	172.2			2:18.299		9	40.797	161.4	51.728	46.061	172.0				2:18.586	
4	40.355	162.2	52.335	46.000	172.2			2:18.690		10	40.016	161.2	51.802	45.967	170.6				2:17.785	
5	39.987	<u>162.7</u>	<u>51.683</u>	<u>45.748</u>	<u>172.8</u>			<u>2:17.418</u>		11	40.191	161.2	52.943	46.030	170.6				2:19.164	
6	40.006	161.7	52.390	45.961	170.9			2:18.357		12	40.101	161.7	52.344	46.158	171.4				2:18.603	

