

DMV GOODYEAR Racing Days Lausitzring

DMV Classic Masters Cup, Alfa Romeo Challenge
Runden und Sektor-Zeiten - Rennen 1

25 - 27 August 2023
Lausitzring GP - 4534mtr.

12 Frank Lode										Skoda 130 RS									
lap	Sect-1	Speed	Sect-2	Speed	Sect-3	Speed	TopSpeed	laptime	pit	lap	Sect-1	Speed	Sect-2	Speed	Sect-3	Speed	Topspeed	laptime	pit
1	48.176	145.6	56.016		49.179	157.9		2:33.371		7	43.697	143.2	58.071		51.273	157.7		2:33.041	
2	43.931	148.1	56.559		48.789	<u>160.2</u>		2:29.279		8	44.344	140.3	56.039		49.101	157.7		2:29.484	
3	42.702	147.9	54.861		48.061	159.1		2:25.624		9	43.481	139.7	56.302		50.960	148.8		2:30.743	
4	42.158	147.9	54.189		<u>47.553</u>	159.3		2:23.900		10	43.220	141.7	56.721		49.133	153.2		2:29.074	
5	<u>41.602</u>	<u>148.4</u>	<u>53.671</u>		47.662	159.1		<u>2:22.935</u>		11	42.700	143.2		56.052	49.910	146.3		2:28.662	
6	43.180	143.6	55.732		49.385	156.3		2:28.297		12									

29 Michelle Kawalek										BMW 318ti C up									
lap	Sect-1	Speed	Sect-2	Speed	Sect-3	Speed	TopSpeed	laptime	pit	lap	Sect-1	Speed	Sect-2	Speed	Sect-3	Speed	Topspeed	laptime	pit
1	45.458	<u>148.1</u>	53.356		47.390	155.2		2:26.204		7	40.715	147.5	53.667		46.750	154.3		2:21.132	
2	40.719	147.5	53.567		46.700	<u>155.8</u>		2:20.986		8	40.393	146.7	<u>52.586</u>		46.841	153.0		2:19.820	
3	40.308	<u>148.1</u>	52.896		<u>46.610</u>	154.9		<u>2:19.814</u>		9	40.937	146.3	52.907		47.048	154.1		2:20.892	
4	40.558	145.0	53.139		46.843	154.1		2:20.540		10	40.467	145.9	52.769		47.425	154.7		2:20.661	
5	40.574	145.7	53.559		47.897	153.0		2:22.030		11	<u>40.154</u>	147.7		52.824	47.433	151.3		2:20.411	
6	40.991	144.4	53.881		47.677	151.5		2:22.549		12									

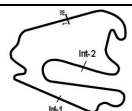
40 Stefan Geyer										Opel Kadett C									
lap	Sect-1	Speed	Sect-2	Speed	Sect-3	Speed	TopSpeed	laptime	pit	lap	Sect-1	Speed	Sect-2	Speed	Sect-3	Speed	Topspeed	laptime	pit
1	41.973	187.8	49.636		42.218	199.6		2:13.827		7	36.243	184.3	48.376		42.106	196.4		2:06.725	
2	37.519	188.8	49.394		42.721	<u>200.0</u>		2:09.634		8	36.595	188.2	49.509		41.661	197.4		2:07.765	
3	36.831	180.0	49.706		42.033	197.8		2:08.570		9	<u>36.114</u>	189.1	48.319		42.245	197.4		<u>2:06.678</u>	
4	36.685	187.8	48.932		42.053	198.2		2:07.670		10	36.138	190.1	49.727		<u>41.492</u>	198.9		2:07.357	
5	36.537	189.8	49.012		42.100	198.9		2:07.649		11	36.126	189.1	49.755		43.071	197.8		2:08.952	
6	37.051	<u>190.5</u>	49.034		41.610	199.6		2:07.695		12	36.520	188.2	<u>48.236</u>		43.417	197.1		2:08.173	

52 Jonny Schönfelder										Lada 2105									
lap	Sect-1	Speed	Sect-2	Speed	Sect-3	Speed	TopSpeed	laptime	pit	lap	Sect-1	Speed	Sect-2	Speed	Sect-3	Speed	Topspeed	laptime	pit
1	46.474	<u>145.4</u>	57.471		50.195	148.8		2:34.140		6	43.525	142.9	56.464		49.344	148.4		2:29.333	
2	44.025	143.2	56.456		<u>48.514</u>	146.7		2:28.995		7	43.399	143.4	57.034		49.228	146.1		2:29.661	
3	<u>43.223</u>	142.3	56.509		49.056	<u>150.2</u>		<u>2:28.788</u>		8	43.951	139.0	57.073		49.275	148.1		2:30.299	
4	43.894	143.0	<u>56.085</u>		49.222	148.8		2:29.201		9	44.199	144.6	56.915		49.426	148.6		2:30.540	
5	44.325	142.7	56.741		49.334	145.9		2:30.400		10	43.849	141.5	56.633		50.657	144.8		2:31.139	

55 Niclas Dymek										BMW 328iSE36									
lap	Sect-1	Speed	Sect-2	Speed	Sect-3	Speed	TopSpeed	laptime	pit	lap	Sect-1	Speed	Sect-2	Speed	Sect-3	Speed	Topspeed	laptime	pit
1	41.536	172.0	49.301		42.887	<u>181.5</u>		2:13.724		3	37.955	168.0	51.792		44.269	169.3		2:14.016	
2	<u>37.163</u>	<u>173.4</u>	<u>48.829</u>		<u>42.700</u>	180.3		<u>2:08.692</u>		4	38.888	158.6	51.069		Pit In			<u>2:19.542</u>	

71 Thomas Roth										Lada 2105									
lap	Sect-1	Speed	Sect-2	Speed	Sect-3	Speed	TopSpeed	laptime	pit	lap	Sect-1	Speed	Sect-2	Speed	Sect-3	Speed	Topspeed	laptime	pit
1	46.899	147.9	59.194		48.710	<u>154.7</u>		2:34.803		4	41.671	146.9	54.863		47.767	151.5		2:24.301	
2	42.350	<u>148.4</u>	54.671		47.527	151.9		2:24.548		5	41.591	146.9	<u>54.192</u>		47.802	149.8		2:23.585	
3	<u>41.333</u>	146.9	54.590		<u>47.430</u>	149.6		<u>2:23.353</u>		6									

75 Marko Brenner										Lada Samara									
lap	Sect-1	Speed	Sect-2	Speed	Sect-3	Speed	TopSpeed	laptime	pit	lap	Sect-1	Speed	Sect-2	Speed	Sect-3	Speed	Topspeed	laptime	pit
1					51.361	<u>154.7</u>		2:39.271		6					52.337	148.6		2:36.969	
2					51.485	151.9		2:36.987		7					<u>51.288</u>	149.6		<u>2:34.624</u>	
3					51.919	149.6		2:36.392		8					52.791	150.8		2:35.505	
4					52.707	149.0		2:38.101		9					52.335	153.6		2:36.119	
5					51.780	151.3		2:38.158		10					52.129	147.9		2:35.564	



DMV GOODYEAR Racing Days Lausitzring

DMV Classic Masters Cup, Alfa Romeo Challenge
Runden und Sektor-Zeiten - Rennen 1

25 - 27 August 2023
Lausitzring GP - 4534mtr.

77		André Jaschinski							BMW 4.0 V8 E30										
lap	Sect-1	Speed	Sect-2	Speed	Sect-3	Speed	TopSpeed	laptime	pit	lap	Sect-1	Speed	Sect-2	Speed	Sect-3	Speed	Topspeed	laptime	pit
1	39.651	184.0	49.777		42.572	197.4		2:12.000		7	36.854	187.2	48.850		42.210	198.5		2:07.914	
2	36.726	186.2	49.115		41.784	<u>200.7</u>		2:07.625		8	37.002	182.1	49.347		42.271	200.0		2:08.620	
3	36.439	186.9	48.244		41.671	<u>200.7</u>		2:06.354		9	37.317	184.3	49.277		41.678	<u>200.7</u>		2:08.272	
4	36.570	186.9	48.373		41.628	<u>200.7</u>		2:06.571		10	<u>36.319</u>	<u>187.5</u>	<u>48.197</u>		<u>41.501</u>	198.9		<u>2:06.017</u>	
5	36.592	185.6	48.436		41.874	<u>200.7</u>		2:06.902		11	37.098	186.2	48.199		41.654	200.0		2:06.951	
6	37.086	187.2	48.850		42.016	200.4		2:07.952		12	36.832	186.5	49.164		42.604	194.2		2:08.600	

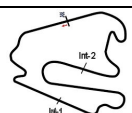
86		Maik Thomas							Skoda Favorit										
lap	Sect-1	Speed	Sect-2	Speed	Sect-3	Speed	TopSpeed	laptime	pit	lap	Sect-1	Speed	Sect-2	Speed	Sect-3	Speed	Topspeed	laptime	pit
1	45.038	<u>153.6</u>	<u>51.671</u>		46.079	<u>157.7</u>		2:22.788		7	41.322	144.2	51.742		45.939	156.3		2:19.003	
2	39.709	153.4	52.414		45.874	157.2		<u>2:17.997</u>		8	40.683	151.5	52.573		46.191	155.6		2:19.447	
3	40.015	153.0	52.466		45.753	156.7		2:18.234		9	39.958	150.2	52.387		49.039	148.1		2:21.384	
4	<u>39.538</u>	152.3	52.070		46.447	157.4		2:18.055		10	40.474	149.2	51.908		48.085	150.0		2:20.467	
5	40.428	150.8	52.601		<u>45.588</u>	156.3		2:18.617		11	43.447	149.2	51.992		47.284	145.7		2:22.723	
6	41.487	140.6	53.752		49.271	150.8		2:24.510		12									

193		Florian Heidger							Opel Corsa C										
lap	Sect-1	Speed	Sect-2	Speed	Sect-3	Speed	TopSpeed	laptime	pit	lap	Sect-1	Speed	Sect-2	Speed	Sect-3	Speed	Topspeed	laptime	pit
1	49.123	145.6	57.625		50.398	153.0		2:37.146		6	44.088	146.5	57.868		49.447	<u>159.3</u>		2:31.403	
2	43.643	147.9	55.702		48.758	157.4		2:28.103		7	44.828	146.5	57.574		49.054	157.7		2:31.456	
3	43.201	<u>149.2</u>	<u>55.347</u>		48.625	156.3		2:27.173		8	44.816	147.5	56.495		48.901	157.7		2:30.212	
4	43.693	145.7	55.425		48.719	157.0		2:27.837		9	43.426	148.1	55.874		48.265	157.7		2:27.565	
5	43.101	146.7	55.360		<u>48.170</u>	156.3		<u>2:26.631</u>		10	<u>42.561</u>	147.1	56.358		48.417	157.0		2:27.336	

218		Sven Waibel							33 1,7 QV										
lap	Sect-1	Speed	Sect-2	Speed	Sect-3	Speed	TopSpeed	laptime	pit	lap	Sect-1	Speed	Sect-2	Speed	Sect-3	Speed	Topspeed	laptime	pit
1	41.623	166.7	50.602		43.759	175.9		2:15.984		7	39.173	168.8	48.621		42.805	181.5		2:10.599	
2	37.782	168.2	49.798		43.384	176.5		2:10.964		8	<u>36.504</u>	<u>170.9</u>	48.734		42.721	<u>183.1</u>		2:07.959	
3	37.436	166.7	49.400		43.211	176.2		2:10.047		9	37.864	169.5	49.148		42.666	177.6		2:09.678	
4	37.316	166.4	49.319		42.996	174.8		2:09.631		10	36.791	170.1	<u>48.254</u>		<u>42.254</u>	178.2		<u>2:07.299</u>	
5	37.879	166.2	49.331		42.868	173.6		2:10.078		11	36.792	169.8	48.608		42.552	178.5		2:07.952	
6	37.357	166.4	48.740		43.162	174.2		2:09.259		12	36.773	168.5	48.881		42.611	179.1		2:08.265	

219		René Hadorn							Alfasud										
lap	Sect-1	Speed	Sect-2	Speed	Sect-3	Speed	TopSpeed	laptime	pit	lap	Sect-1	Speed	Sect-2	Speed	Sect-3	Speed	Topspeed	laptime	pit
1	40.649	173.6	48.941		42.857	177.9		2:12.447		7	<u>36.909</u>	173.1	48.256		<u>42.130</u>	180.0		<u>2:07.295</u>	
2	37.349	173.9	49.005		42.345	179.1		2:08.699		8	38.272	170.6	49.007		43.014	179.7		2:10.293	
3	37.036	172.0	48.709		42.603	177.6		2:08.348		9	38.387	170.9	49.631		42.418	<u>180.6</u>		2:10.436	
4	37.611	170.9	49.261		42.523	177.0		2:09.395		10	37.299	173.6	<u>48.223</u>		42.548	179.4		2:08.070	
5	37.405	170.9	49.260		42.555	177.6		2:09.220		11	37.743	172.2	48.403		43.188	179.1		2:09.334	
6	37.127	<u>174.2</u>	50.005		42.885	179.7		2:10.017		12	38.075	171.4	48.572		43.161	177.3		2:09.808	

226		Ronald Waibel							75 QV										
lap	Sect-1	Speed	Sect-2	Speed	Sect-3	Speed	TopSpeed	laptime	pit	lap	Sect-1	Speed	Sect-2	Speed	Sect-3	Speed	Topspeed	laptime	pit
1	45.463	160.0	57.845		46.413	<u>181.8</u>		2:29.721		7	<u>39.090</u>	164.4	55.651		45.421	175.9		2:20.162	
2	41.405	164.9	55.103		46.619	174.2		2:23.127		8	39.375	<u>168.5</u>	52.796		<u>45.030</u>	172.8		<u>2:17.201</u>	
3	40.802	161.7	54.675		48.195	167.2		2:23.672		9	39.143	158.4	<u>52.692</u>		45.731	164.4		2:17.566	
4	40.745	159.5	54.426		48.971	162.2		2:24.142		10	40.730	156.1	52.854		46.434	154.9		2:20.018	
5	41.270	157.2	53.766		46.561	168.0		2:21.597		11	43.806	149.6	53.747		46.062	159.3		2:23.615	



DMV GOODYEAR Racing Days Lausitzring

DMV Classic Masters Cup, Alfa Romeo Challenge
Runden und Sektor-Zeiten - Rennen 1

25 - 27 August 2023
Lausitzring GP - 4534mtr.

6	39.524	157.9	53.023	45.517	174.5	2:18.064	12										
---	--------	-------	--------	--------	-------	----------	----	--	--	--	--	--	--	--	--	--	--

243 Liese-Leupold										Giulia TS									
lap	Sect-1	Speed	Sect-2	Speed	Sect-3	Speed	TopSpeed	laptime	pit	lap	Sect-1	Speed	Sect-2	Speed	Sect-3	Speed	Topspeed	laptime	pit
1					43.253	188.5		2:15.250		7	37.716	180.9	48.237		41.953	192.9		2:07.906	
2	<u>36.834</u>	182.4	49.183		42.584	191.8		2:08.601		8					42.248	<u>193.2</u>		2:09.915	
3	37.165	180.0	48.975		42.488	191.2		2:08.628		9					<u>41.731</u>	191.8		2:08.196	
4	37.043	180.3	49.547		42.178	191.5		2:08.768		10	36.836	<u>182.7</u>	<u>47.861</u>		41.838	191.5		<u>2:06.535</u>	
5	36.924	181.8	48.877		42.024	191.8		2:07.825		11	37.223	182.4	48.921		41.860	192.5		2:08.004	
6	37.032	<u>182.7</u>	49.048		42.249	192.5		2:08.329		12					41.996	189.8		2:07.636	

244 Marc Frey										BMW 328iS E36									
lap	Sect-1	Speed	Sect-2	Speed	Sect-3	Speed	TopSpeed	laptime	pit	lap	Sect-1	Speed	Sect-2	Speed	Sect-3	Speed	Topspeed	laptime	pit
1	40.192	<u>181.5</u>	48.201		42.259	179.7		2:10.652		7	36.044	180.3	47.690		42.554	<u>183.1</u>		2:06.288	
2	36.849	170.9	48.401		42.507	180.3		2:07.757		8	<u>35.997</u>	177.6	47.630		42.525	181.2		2:06.152	
3	36.512	170.1	47.623		42.002	180.6		2:06.137		9	36.398	177.9	50.217		42.327	182.7		2:08.942	
4	36.278	177.3	47.395		42.271	180.6		2:05.944		10	36.479	<u>181.5</u>	48.343		42.165	182.1		2:06.987	
5	36.063	177.3	47.296		<u>41.822</u>	180.0		<u>2:05.181</u>		11	36.592	178.5	<u>46.948</u>		42.729	180.9		2:06.269	
6	36.500	177.6	47.765		42.906	180.9		2:07.171		12	37.287	175.9	49.232		43.568	180.6		2:10.087	

248 Frank Wolf										BMW 328iS E36									
lap	Sect-1	Speed	Sect-2	Speed	Sect-3	Speed	TopSpeed	laptime	pit	lap	Sect-1	Speed	Sect-2	Speed	Sect-3	Speed	Topspeed	laptime	pit
1	41.389	174.8	49.829		42.688	189.1		2:13.906		7	36.832	176.5	48.431		42.583	188.2		2:07.846	
2	36.927	177.0	49.667		42.394	190.1		2:08.988		8	37.440	175.3	48.708		42.568	190.1		2:08.716	
3	37.046	177.0	48.897		42.213	188.2		2:08.156		9	36.418	177.6	<u>47.491</u>		42.777	189.1		<u>2:06.686</u>	
4	36.853	175.9	48.695		<u>42.013</u>	189.5		2:07.561		10	36.915	177.0	47.954		42.414	<u>190.5</u>		2:07.283	
5	37.199	<u>177.9</u>	49.047		42.362	189.8		2:08.608		11	37.298	175.3	49.320		43.341	189.8		2:09.959	
6	<u>36.305</u>	177.6	48.930		42.116	188.5		2:07.351		12	36.517	176.8	48.388		43.381	187.5		2:08.286	

253 Fariwar-Fariwar										75									
lap	Sect-1	Speed	Sect-2	Speed	Sect-3	Speed	TopSpeed	laptime	pit	lap	Sect-1	Speed	Sect-2	Speed	Sect-3	Speed	Topspeed	laptime	pit
1	43.092	173.1	50.551		43.415	190.5		2:17.058		7	37.375	172.5	48.642		42.153	189.1		2:08.170	
2	37.853	170.6	49.861		42.821	190.1		2:10.535		8	36.837	173.1	48.783		<u>42.025</u>	190.1		2:07.645	
3	37.667	173.9	49.076		42.649	191.2		2:09.392		9	36.989	<u>176.5</u>	49.976		42.783	187.5		2:09.748	
4	37.581	175.6	49.961		43.606	191.2		2:11.148		10	36.739	174.8	49.314		42.252	188.8		2:08.305	
5	37.068	173.1	49.468		42.470	<u>193.5</u>		2:09.006		11	<u>36.457</u>	175.9	48.480		42.131	187.8		<u>2:07.068</u>	
6	37.236	175.6	<u>48.244</u>		42.337	191.2		2:07.817		12	36.476	<u>176.5</u>	51.027		42.105	188.8		2:09.608	

255 Kühnhold-Müller										155									
lap	Sect-1	Speed	Sect-2	Speed	Sect-3	Speed	TopSpeed	laptime	pit	lap	Sect-1	Speed	Sect-2	Speed	Sect-3	Speed	Topspeed	laptime	pit
1	44.240	179.4	50.947		45.601	184.9		2:20.788		7	38.095	180.3	50.188		43.859	188.2		2:12.142	
2	39.271	170.6	52.497		44.435	186.2		2:16.203		8	38.078	175.6	50.589		43.982	191.8		2:12.649	
3	38.639	179.1	52.057		44.630	187.2		2:15.326		9	38.052	181.5	50.215		43.398	191.2		2:11.665	
4	38.357	175.3	50.178		<u>43.234</u>	<u>192.5</u>		2:11.769		10	38.777	181.8	49.890		43.684	189.5		2:12.351	
5	38.221	169.8	49.980		43.295	187.8		2:11.496		11	38.561	167.7	51.019		43.923	190.5		2:13.503	
6	38.432	175.0	49.845		43.761	187.2		2:12.038		12	<u>38.008</u>	<u>183.7</u>	<u>49.539</u>		43.609	188.8		<u>2:11.156</u>	

258 Heuser-Heuser										147 Cup JTD									
lap	Sect-1	Speed	Sect-2	Speed	Sect-3	Speed	TopSpeed	laptime	pit	lap	Sect-1	Speed	Sect-2	Speed	Sect-3	Speed	Topspeed	laptime	pit
1					44.628	<u>173.4</u>		2:18.486		7					44.466	<u>173.4</u>		2:12.460	
2					44.734	171.4		2:17.406		8					44.392	172.2		2:12.843	
3					44.200	171.4		2:13.113		9					44.161	171.4		2:12.385	



DMV GOODYEAR Racing Days Lausitzring

DMV Classic Masters Cup, Alfa Romeo Challenge
Runden und Sektor-Zeiten - Rennen 1

25 - 27 August 2023
Lausitzring GP - 4534mtr.

4			<u>43.985</u>	171.7		<u>2:12.065</u>	10				44.192	173.1					2:15.020
5			44.529	170.1		2:12.275	11				44.500	173.1					2:13.930
6			44.240	<u>173.4</u>		2:13.211	12				44.394	170.9					2:13.662

265 Nikolaus Schertenleib										156 2,5 V6										
lap	Sect-1	Speed	Sect-2	Speed	Sect-3	Speed	TopSpeed	laptime	pit	lap	Sect-1	Speed	Sect-2	Speed	Sect-3	Speed	Topspeed	laptime	pit	
1					47.286	<u>173.6</u>		2:28.008		7						46.304	171.7		2:19.314	
2					46.579	172.8		2:22.058		8						45.854	172.2		2:18.463	
3					47.379	172.5		2:21.545		9						<u>45.813</u>	172.0		<u>2:17.399</u>	
4					46.093	172.8		2:18.776		10						46.047	173.1		2:18.019	
5					46.673	172.5		2:19.875		11						46.587	172.2		2:18.911	
6					46.146	172.8		2:19.006		12										

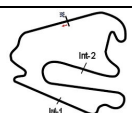
271 Frank Regel										Lada 21013										
lap	Sect-1	Speed	Sect-2	Speed	Sect-3	Speed	TopSpeed	laptime	pit	lap	Sect-1	Speed	Sect-2	Speed	Sect-3	Speed	Topspeed	laptime	pit	
1	45.351	<u>154.3</u>	53.783		47.173	154.9		2:26.307		7	39.752	150.0	1:08.484		<u>45.743</u>	157.0		2:33.979		
2	41.114	151.3	54.467		46.556	155.8		2:22.137		8	<u>39.442</u>	153.2	1:08.458		46.572	154.9		2:34.472		
3	40.786	149.4	53.373		46.469	<u>158.8</u>		2:20.628		9	39.752	153.6	53.310		46.561	152.8		2:19.623		
4	40.207	148.4	52.366		46.321	152.5		2:18.894		10	40.340	152.8	52.737		46.645	153.2		2:19.722		
5	39.885	148.8	52.635		46.914	150.6		2:19.434		11	40.553	152.5	<u>52.313</u>		46.017	152.1		<u>2:18.883</u>		
6	39.585	149.8	52.964		46.409	154.3		2:18.958		12										

311 Spangenberg-Wenning										BMW M3 GTR									
lap	Sect-1	Speed	Sect-2	Speed	Sect-3	Speed	TopSpeed	laptime	pit	lap	Sect-1	Speed	Sect-2	Speed	Sect-3	Speed	Topspeed	laptime	pit
1	38.935	191.5	48.678		40.652	208.1		2:08.265		7	36.617	199.3	48.516		41.684	211.4		2:06.817	
2	36.132	196.7	47.964		40.724	208.9		2:04.820		8	36.284	197.4	48.644		40.825	<u>211.8</u>		2:05.753	
3	36.122	195.7	48.657		40.573	207.3		2:05.352		9	35.722	199.6	47.971		40.579	210.9		2:04.272	
4	36.582	194.6	47.937		41.139	208.5		2:05.658		10	35.794	196.7	47.387		40.949	211.4		2:04.130	
5	36.245	196.4	48.861		41.169	208.9		2:06.275		11	<u>35.225</u>	<u>200.4</u>	47.781		<u>40.051</u>	211.4		2:03.057	
6	36.000	198.9	48.613		40.952	209.3		2:05.565		12	35.267	200.0	<u>47.155</u>		40.435	210.9		<u>2:02.857</u>	

326 Ganser-Kreutz										BMW 318ti Cup										
lap	Sect-1	Speed	Sect-2	Speed	Sect-3	Speed	TopSpeed	laptime	pit	lap	Sect-1	Speed	Sect-2	Speed	Sect-3	Speed	Topspeed	laptime	pit	
1					49.743	153.6		2:35.457		7						48.516	153.6		2:28.512	
2					49.486	156.1		2:28.630		8						47.956	154.5		2:24.710	
3					48.988	155.2		2:27.269		9	<u>41.041</u>	<u>144.6</u>	<u>54.177</u>		47.524	154.9		2:22.742		
4					48.330	154.7		2:24.820		10					<u>47.422</u>	154.9		<u>2:21.900</u>		
5					48.325	153.2		2:23.416		11					47.445	153.8		2:22.710		
6					49.119	<u>157.2</u>		2:24.852		12										

328 Arne Lanzendörfer										BMW 2,8 E30									
lap	Sect-1	Speed	Sect-2	Speed	Sect-3	Speed	TopSpeed	laptime	pit	lap	Sect-1	Speed	Sect-2	Speed	Sect-3	Speed	Topspeed	laptime	pit
1	42.604	185.9	50.984		43.309	195.7		2:16.897		7	38.645	185.6	48.826		42.220	<u>199.6</u>		2:09.691	
2	38.158	186.2	50.043		43.004	197.4		2:11.205		8	<u>36.838</u>	<u>187.8</u>	49.009		<u>42.217</u>	198.2		2:08.064	
3	37.434	185.2	49.282		42.629	198.5		2:09.345		9	38.262	184.0	50.946		43.441	189.8		2:12.649	
4	37.707	184.6	50.147		43.224	196.4		2:11.078		10	38.000	177.6	49.846		43.210	193.9		2:11.056	
5	37.043	187.2	49.474		42.406	197.1		2:08.923		11	38.384	180.0	50.339		43.441	194.9		2:12.164	
6	36.909	186.5	<u>48.472</u>		42.433	196.7		<u>2:07.814</u>		12	37.951	185.9	50.914		46.864	129.5		2:15.729	

405 Alexander Becker										BMW318iC up									
lap	Sect-1	Speed	Sect-2	Speed	Sect-3	Speed	TopSpeed	laptime	pit	lap	Sect-1	Speed	Sect-2	Speed	Sect-3	Speed	Topspeed	laptime	pit
1	46.687	150.6	52.704		47.218	159.5		2:26.609		7	40.710	151.0	54.365		46.416	161.0		2:21.491	



DMV GOODYEAR Racing Days Lausitzring

DMV Classic Masters Cup, Alfa Romeo Challenge
Runden und Sektor-Zeiten - Rennen 1

25 - 27 August 2023
Lausitzring GP - 4534mtr.

2	41.260	150.8	52.639	46.918	159.3	2:20.817	8	40.719	150.4	51.772	<u>46.273</u>	<u>161.2</u>	2:18.764
3	41.191	149.4	52.552	46.994	159.1	2:20.737	9	40.433	151.5	51.580	46.677	159.1	2:18.690
4	40.306	150.2	<u>51.397</u>	46.601	160.2	<u>2:18.304</u>	10	40.858	151.3	52.158	47.114	161.0	2:20.130
5	<u>40.061</u>	151.3	52.538	47.155	158.4	2:19.754	11	40.589	<u>153.2</u>	52.345	46.455	157.2	2:19.389
6	40.119	151.0	53.069	47.445	159.1	2:20.633	12						

406 Turushan Kosar								BMW 318ti Cup											
lap	Sect-1	Speed	Sect-2	Speed	Sect-3	Speed	TopSpeed	laptime	pit	lap	Sect-1	Speed	Sect-2	Speed	Sect-3	Speed	Topspeed	laptime	pit
1	47.251	143.4	57.646		49.331	151.9		2:34.228		7	42.525	144.2	54.816		48.129	<u>154.3</u>		2:25.470	
2	43.745	143.0	56.375		49.308	150.0		2:29.428		8	42.033	144.2	53.730		48.166	153.2		2:23.929	
3	43.589	144.4	54.981		48.578	150.2		2:27.148		9	42.242	<u>145.4</u>	53.351		47.824	151.7		2:23.417	
4	42.278	143.4	54.058		47.760	151.3		2:24.096		10	42.195	144.4	<u>52.645</u>		<u>47.336</u>	151.9		<u>2:22.176</u>	
5	<u>41.710</u>	144.6	53.340		48.007	150.8		2:23.057		11	41.813	144.0	53.401		48.386	151.7		2:23.600	
6	42.326	144.6	54.342		48.784	151.5		2:25.452		12									

455 Christian Schick								BMW 318ti Cup											
lap	Sect-1	Speed	Sect-2	Speed	Sect-3	Speed	TopSpeed	laptime	pit	lap	Sect-1	Speed	Sect-2	Speed	Sect-3	Speed	Topspeed	laptime	pit
1	46.839	146.7	55.644		48.439	155.4		2:30.922		7	40.990	147.7	54.681		47.505	155.6		2:23.176	
2	41.222	147.5	54.060		47.550	155.8		2:22.832		8	40.889	148.1	57.028		47.107	154.3		2:25.024	
3	41.046	147.3	53.448		47.543	155.4		2:22.037		9	40.262	148.1	53.785		46.840	156.3		2:20.887	
4	40.208	<u>148.8</u>	53.636		47.613	154.7		2:21.457		10	41.396	148.4	52.484		47.324	<u>156.7</u>		2:21.204	
5	40.886	146.9	52.788		47.138	153.6		2:20.812		11	<u>39.871</u>	148.4	<u>52.050</u>		47.412	155.2		<u>2:19.333</u>	
6	40.430	147.7	52.459		<u>46.772</u>	155.2		2:19.661		12									

506 Nils Jenscur								BMW 318ti											
lap	Sect-1	Speed	Sect-2	Speed	Sect-3	Speed	TopSpeed	laptime	pit	lap	Sect-1	Speed	Sect-2	Speed	Sect-3	Speed	Topspeed	laptime	pit
1					47.990	161.2		2:31.092		7					46.332	159.5		2:18.944	
2					46.253	159.8		2:19.495		8					<u>46.235</u>	<u>164.4</u>		<u>2:18.746</u>	
3					47.152	158.8		2:20.107		9					46.656	159.3		2:18.841	
4					46.393	161.7		2:19.536		10					47.148	163.6		2:19.929	
5					47.245	159.3		2:20.063		11					49.088	155.6		2:20.863	
6					46.917	161.2		2:19.496		12									

933 Martin Knof								Porsche Boxster											
lap	Sect-1	Speed	Sect-2	Speed	Sect-3	Speed	TopSpeed	laptime	pit	lap	Sect-1	Speed	Sect-2	Speed	Sect-3	Speed	Topspeed	laptime	pit
1	47.233	161.2	56.491		47.526	169.0		2:31.250		7	40.518	161.0	55.522		45.946	169.5		2:21.986	
2	40.207	<u>161.9</u>	53.543		47.571	171.7		2:21.321		8	40.330	160.7	55.673		46.065	170.9		2:22.068	
3	40.555	161.7	53.644		46.718	170.1		2:20.917		9	41.787	161.2	53.502		46.288	169.0		2:21.577	
4	40.361	161.2	53.612		46.037	170.3		2:20.010		10	40.527	<u>161.9</u>	53.445		46.463	<u>172.0</u>		2:20.435	
5	40.392	161.0	53.781		46.625	168.5		2:20.798		11	<u>40.144</u>	155.6	53.213		<u>45.876</u>	170.9		<u>2:19.233</u>	
6	40.217	161.7	<u>52.853</u>		46.331	170.1		2:19.401		12									

