

GT-RACE Pre Season Test Days Curbstone Events

GT-RACE

15 - 16 March 2022


Runden und Sektor-Zeiten - Wednesday morning sessio

Hockenheim GP - 4574mtr.

4 HRT 4 - MERCEDES AMG GT3										MERCEDES AMG GT3									
lap	Sect-1	Speed	Sect-2	Speed	Sect-3	Speed	TopSpeed	laptime	pit	lap	Sect-1	Speed	Sect-2	Speed	Sect-3	Speed	Topspeed	laptime	pit
1	Pit Out	108.3	1:04.131	158.4	41.794	170.1	154.1	2:20.890		23	22.132	153.4	47.017	193.5	32.242	203.0	251.7	1:41.391	
2	25.593	129.2	54.999	186.2	34.862	197.8	142.9	1:55.454		24	22.078	157.4	46.456	192.9	31.679	200.4	253.5	1:40.213	
3	23.737	140.6	51.532	97.6	Pit In		247.7	2:53.155		25	21.949	155.8	46.777	193.5	31.969	<u>204.9</u>	253.5	1:40.695	
4	Pit Out	110.4	1:00.435	134.2	37.991	173.1	191.2	50:34.759		26	<u>21.777</u>	154.9	46.531	193.9	31.615	202.2	252.3	1:39.923	
5	24.427	144.0	49.411	187.8	33.681	200.4	244.3	1:47.519		27	21.882	158.4	46.381	194.2	31.446	200.7	254.1	<u>1:39.709</u>	
6	23.202	152.1	47.558	188.5	32.890	200.7	250.6	1:43.650		28	22.287	152.5	46.523	193.2	31.946	204.2	253.5	1:40.756	
7	22.712	155.4	47.416	190.5	32.605	201.1	251.7	1:42.733		29	22.362	158.1	46.743	189.5	31.805	203.4	253.5	1:40.910	
8	22.879	154.9	47.232	191.5	32.548	199.3	251.7	1:42.659		30	21.957	158.8	46.436	193.5	<u>31.433</u>	202.6	252.9	1:39.826	
9	22.638	151.3	47.598	190.8	32.604	200.4	251.2	1:42.840		31	21.830	157.0	46.376	192.5	33.022	197.4	252.9	1:41.228	
10	23.101	155.6	47.187	190.5	32.666	200.4	253.5	1:42.954		32	22.128	156.7	46.470	<u>194.6</u>	31.537	<u>204.9</u>	251.2	1:40.135	
11	22.562	154.9	48.104	190.8	33.109	202.2	251.7	1:43.775		33	21.916	158.1	46.416	192.2	Pit In		252.3	1:44.682	
12	22.546	157.2	46.966	190.1	32.137	203.0	252.3	1:41.649		34	Pit Out	124.3	51.606	183.7	34.294	200.4	236.8	24:56.030	
13	22.434	156.3	47.079	189.5	32.680	202.2	251.7	1:42.193		35	22.655	155.4	47.054	191.5	32.183	199.6	248.3	1:41.892	
14	22.780	156.1	48.237	191.5	Pit In		<u>255.3</u>	1:50.173		36	22.556	158.4	46.581	192.5	31.779	202.2	250.6	1:40.916	
15	Pit Out	154.9	47.896	187.5	32.395	203.0	254.7	4:33.061		37	23.124	158.6	46.651	191.5	32.614	200.0	251.7	1:42.389	
16	22.231	158.4	46.314	194.2	31.667	203.4	252.3	1:40.212		38	22.040	155.8	46.630	192.2	32.683	201.5	250.0	1:41.353	
17	22.152	157.7	46.227	192.9	31.621	204.5	251.7	1:40.000		39	22.128	154.1	46.629	191.8	31.734	203.0	248.8	1:40.491	
18	22.144	159.1	46.170	192.5	31.771	203.8	254.1	1:40.085		40	22.984	155.8	46.791	193.5	38.942	200.4	251.2	1:48.717	
19	22.040	157.9	<u>46.102</u>	194.2	31.606	203.0	254.1	1:39.748		41	22.124	154.9	46.497	193.9	32.696	198.2	251.7	1:41.317	
20	21.905	158.8	46.327	193.2	31.824	203.0	252.3	1:40.056		42	22.029	156.1	46.742	188.8	33.893	197.1	252.3	1:42.664	
21	22.086	<u>160.2</u>	46.291	193.2	Pit In		252.9	1:45.657		43	22.091	156.5	46.438	193.9	31.697	203.0	249.4	1:40.226	
22	Pit Out	158.6	46.957	192.5	33.526	202.2	247.7	4:32.805		44	22.985	152.3	46.747	192.5	Pit In		248.8	1:47.643	

53 JP 53 - MCLAREN 720S GT3X										MCLAREN 720S GT3X									
lap	Sect-1	Speed	Sect-2	Speed	Sect-3	Speed	TopSpeed	laptime	pit	lap	Sect-1	Speed	Sect-2	Speed	Sect-3	Speed	Topspeed	laptime	pit
1	Pit Out	130.3	50.665	190.5	35.333	212.6	250.6	1:51.774		14	Pit Out	34.1	5:02.673	63.6	Pit In		41.6	12:11.665	
2	24.095	143.8	47.455	194.2	33.891	216.0	276.2	1:45.441		15	Pit Out	126.8	51.716	187.8	34.849	215.6	250.6	8:45.827	
3	22.953	151.9	46.702	198.9	32.989	216.4	281.3	1:42.644		16	22.793	156.5	45.700	201.1	32.416	216.4	282.7	1:40.909	
4	22.988	153.2	45.853	<u>201.5</u>	32.682	216.0	287.2	1:41.523		17	22.140	161.4	45.398	196.0	32.395	219.5	287.2	1:39.933	
5	22.743	158.4	45.476	198.9	32.496	216.0		1:40.715		18	<u>21.941</u>	<u>163.6</u>	<u>45.129</u>	199.6	<u>32.156</u>	<u>220.9</u>	284.2	<u>1:39.226</u>	
6	22.611	157.0	46.695	196.4	32.727	216.0	286.5	1:42.033		19	22.116	<u>163.6</u>	46.453	200.4	Pit In		284.2	1:47.715	
7	22.479	159.8	45.662	196.7	32.893	216.4	282.7	1:41.034		20	Pit Out	131.2	49.236	184.6	34.815	213.9	274.8	8:20.604	
8	22.782	154.5	51.051	193.5	34.376	216.9	281.3	1:48.209		21	23.738	141.5	49.281	193.5	34.822	211.4	263.4	1:47.841	
9	22.462	158.8	51.786	167.7	Pit In		<u>288.0</u>	2:00.509		22	23.451	147.9	48.244	191.2	34.656	216.0	274.8	1:46.351	
10	Pit Out	122.6	55.843	183.4	35.628	211.8	210.5	45:43.684		23	22.931	141.4	48.128	191.2	34.420	213.0	274.1	1:45.479	
11	24.104	141.7	49.102	186.5	35.601	214.3	273.4	1:48.807		24	23.430	142.3	50.621	88.2	42.731	206.1	274.1	1:56.782	
12	23.656	135.0	48.670	186.9	37.614	212.2	273.4	1:49.940		25	23.866	151.7	48.789	189.8	34.648	211.4	251.7	1:47.303	
13	23.486	144.6	1:06.899	93.0	Pit In		199.3	2:34.669		26	23.963	141.7	49.838	182.7	Pit In		273.4	1:57.476	

55 ALLIED 55 - PORSCHE 718 GT4 CS										PORSCHE 718 GT4 CS									
lap	Sect-1	Speed	Sect-2	Speed	Sect-3	Speed	TopSpeed	laptime	pit	lap	Sect-1	Speed	Sect-2	Speed	Sect-3	Speed	Topspeed	laptime	pit
1	Pit Out	90.8	1:23.217	100.3	48.967	125.4	81.6	2:48.322		22	24.898	143.8	50.951	170.9	35.836	184.9	235.8	1:51.685	
2	34.332	110.9	1:07.676	95.7	42.496	181.2	128.1	2:24.504		23	24.626	141.7	51.364	157.4	37.158	180.9	234.8	1:53.148	
3	26.405	140.4	52.659	174.2	36.094	183.7	234.8	1:55.158		24	24.669	144.0	50.667	173.1	35.541	185.2	236.3	1:50.877	
4	24.771	<u>146.3</u>	50.732	175.9	35.234	185.6	238.4	1:50.737		25	24.757	136.5	51.474	172.8	36.043	185.2	231.8	1:52.274	
5	24.350	145.2	50.329	174.5	34.928	185.6	235.3	1:49.607		26	24.512	143.8	51.744	174.5	36.239	172.5	237.9	1:52.495	
6	24.019	144.8	50.509	<u>176.5</u>	36.343	183.4	236.8	1:50.871		27	25.083	135.7	51.413	165.6	36.794	185.2	235.3	1:53.290	
7	24.359	144.4	54.169	166.9	Pit In		236.8	1:59.391		28	25.003	126.8	51.388	174.5	36.149	183.4	236.3	1:52.540	
8	Pit Out	97.8	1:10.821	163.6	42.476	172.2	135.0	46:18.117		29	24.745	143.8	50.629	174.5	35.911	184.9	238.9	1:51.285	



GT-RACE Pre Season Test Days

Curbstone Events

GT-RACE

15 - 16 March 2022

Runden und Sektor-Zeiten - Wednesday morning sessio

Hockenheim GP - 4574mtr.

9	30.267	116.3	56.427	175.6	35.160	185.6	208.1	2:01.854	30	24.534	135.7	50.853	172.2	35.893	183.4	235.3	1:51.280
10	24.265	145.0	51.860	175.0	34.964	186.2	<u>249.4</u>	1:51.089	31	24.553	135.3	52.253	172.0	37.640	181.5	234.3	1:54.446
11	23.906	146.1	50.797	175.0	34.724	<u>186.5</u>	240.0	1:49.427	32	24.474	143.8	51.457	166.9	Pit In		236.3	1:58.407
12	23.974	139.2	53.246	174.8	35.242	185.6	241.1	1:52.462	33	Pit Out	119.5	57.208	172.2	36.500	182.7	202.6	<u>26:22.486</u>
13	23.919	145.0	50.378	174.2	34.845	185.2	236.8	1:49.142	34	24.783	142.9	52.428	170.6	35.926	185.2	234.8	1:53.137
14	23.830	146.1	50.504	174.8	Pit In		235.3	<u>1:55.131</u>	35	24.732	142.9	50.905	172.8	36.026	184.0	234.8	1:51.663
15	Pit Out	143.2	52.147	175.6	<u>34.674</u>	185.6	232.3	<u>8:47.781</u>	36	24.977	140.4	51.210	172.8	36.327	185.2	234.3	1:52.514
16	23.788	146.1	50.147	176.2	34.779	186.2	233.8	1:48.714	37	24.857	141.2	51.610	166.7	35.982	184.9	235.3	1:52.449
17	<u>23.707</u>	143.0	50.446	172.8	34.679	184.9	238.4	1:48.832	38	24.488	144.0	50.969	169.0	36.139	184.9	235.3	1:51.596
18	23.833	146.1	50.038	175.0	34.693	183.4	241.1	<u>1:48.564</u>	39	24.641	144.0	50.758	171.2	36.367	181.2	237.9	1:51.766
19	24.058	144.6	<u>49.934</u>	176.2	Pit In		238.9	<u>1:53.423</u>	40	24.785	144.4	51.263	171.2	35.890	184.9	237.9	1:51.938
20	Pit Out	129.2	53.064	171.7	37.386	184.0	231.3	<u>7:19.767</u>	41	24.542	141.9	51.533	172.5	37.043	182.7	236.8	1:53.118
21	24.806	133.2	51.416	172.8	36.148	184.0	231.8	1:52.370	42	26.313	129.2	55.173	160.2	Pit In		196.7	<u>2:10.080</u>

60 ALLIED 60 - PORSCHE 718 GT4 CS										PORSCHE 718 GT4 CS									
lap	Sect-1	Speed	Sect-2	Speed	Sect-3	Speed	TopSpeed	laptime	pit	lap	Sect-1	Speed	Sect-2	Speed	Sect-3	Speed	Topspeed	laptime	pit
1	Pit Out	106.0	1:02.529	162.4	41.797	177.6	162.4	<u>2:14.268</u>		19	27.365	129.7	1:03.500	131.5	36.180	186.2	180.0	2:07.045	
2	28.107	122.3	54.581	168.5	38.940	181.8	236.8	2:01.628		20	25.405	146.1	49.643	<u>180.9</u>	<u>33.844</u>	191.8	236.8	1:48.892	
3	26.837	124.9	53.845	169.5	39.059	183.1	238.9	1:59.741		21	<u>22.907</u>	146.7	1:06.152	122.2	Pit In		191.8	<u>2:15.001</u>	
4	26.516	128.7	53.439	172.5	38.399	184.6	234.8	1:58.354		22	Pit Out	137.9	57.222	174.8	35.040	<u>192.5</u>	178.8	<u>15:04.692</u>	
5	26.271	125.7	53.349	174.2	Pit In		234.8	<u>2:03.729</u>		23	23.219	146.3	49.156	180.6	34.150	189.8	<u>242.2</u>	1:46.525	
6	Pit Out	139.4	50.964	177.3	35.008	187.8	238.4	<u>6:10.769</u>		24	23.332	146.3	<u>48.904</u>	180.6	33.927	189.1	240.5	1:46.163	
7	24.102	143.8	50.596	176.5	34.678	190.8	236.8	1:49.376		25	23.196	146.5	48.983	<u>180.9</u>	33.847	191.5	236.3	<u>1:46.026</u>	
8	24.460	142.3	50.152	178.2	34.770	187.2	237.4	1:49.382		26	23.232	147.3	50.713	145.0	Pit In		224.5	<u>1:53.119</u>	
9	23.891	147.5	49.732	178.2	35.092	188.2	238.9	1:48.715		27	Pit Out	147.3	49.400	178.2	34.532	189.1	240.5	<u>5:40.019</u>	
10	23.990	147.7	49.702	179.4	34.913	188.5	241.1	1:48.605		28	23.564	147.9	49.422	176.8	34.430	188.5	237.4	1:47.416	
11	24.785	132.8	1:03.811	150.6	38.666	187.5	128.9	2:07.262		29	23.627	146.7	49.710	177.6	34.552	188.5	240.5	1:47.889	
12	25.868	132.5	55.465	177.9	Pit In		222.2	<u>2:02.369</u>		30	23.502	147.3	53.136	177.3	34.779	189.1	240.5	1:51.417	
13	Pit Out	126.2	1:04.191	114.6	40.263	186.5	165.9	<u>47:54.485</u>		31	23.789	147.9	51.543	178.2	34.809	189.1	239.5	1:50.141	
14	24.197	145.6	50.172	176.2	34.518	189.8	238.9	1:48.887		32	23.919	<u>148.4</u>	1:11.936	90.8	Pit In		239.5	<u>2:31.944</u>	
15	23.855	145.9	49.873	177.0	34.414	189.8	236.3	1:48.142		33	Pit Out	128.7	55.865	156.3	36.391	189.1	163.6	<u>16:12.347</u>	
16	23.493	145.9	50.608	170.6	35.526	188.5	239.5	1:49.627		34	24.234	139.9	49.882	176.8	35.001	189.5	238.4	1:49.117	
17	23.598	143.2	51.661	177.9	Pit In		<u>242.2</u>	<u>1:57.712</u>		35	24.541	144.2	1:05.010	111.9	Pit In		187.2	<u>2:22.473</u>	
18	Pit Out	105.4	1:24.567	92.0	44.388	150.8	102.4	<u>12:03.051</u>		36									

100 DÖRR 100 - AM VANTAGE GT4										ASTON MARTIN VANTAGE GT4									
lap	Sect-1	Speed	Sect-2	Speed	Sect-3	Speed	TopSpeed	laptime	pit	lap	Sect-1	Speed	Sect-2	Speed	Sect-3	Speed	Topspeed	laptime	pit
1	Pit Out	76.8	1:16.433	146.7	46.514	117.6	129.2	<u>2:42.630</u>		22	23.963	147.1	49.793	178.5	34.166	186.2	233.3	1:47.922	
2	32.269	120.9	1:00.977	165.1	38.832	180.3	132.8	2:12.078		23	23.859	146.7	49.866	177.9	34.188	185.9	231.3	1:47.913	
3	29.554	134.3	54.524	171.2	37.534	178.8	225.5	2:01.612		24	23.752	147.3	51.680	127.5	36.509	187.2	232.3	1:51.941	
4	28.626	130.1	57.843	151.5	37.358	182.4	170.9	2:03.827		25	23.812	146.5	50.686	173.6	39.087	187.8	234.8	1:53.585	
5	25.376	144.6	50.918	178.5	34.755	185.2	232.3	1:51.049		26	24.975	146.1	50.403	176.8	41.059	186.9	232.8	1:56.437	
6	24.877	146.3	50.270	<u>179.7</u>	34.326	187.2	234.8	1:49.473		27	23.901	145.2	50.010	177.0	34.176	186.5	233.8	1:48.087	
7	24.351	147.3	49.776	179.1	34.324	185.6	234.8	1:48.451		28	23.859	146.1	49.864	177.0	34.180	186.9	232.8	1:47.903	
8	24.033	147.7	52.229	169.3	Pit In		233.8	<u>2:03.581</u>		29	<u>23.687</u>	147.5	<u>49.700</u>	177.9	34.265	187.5	233.8	1:47.652	
9	Pit Out	92.2	57.080	172.5	36.179	182.7	200.0	<u>49:18.067</u>		30	24.218	145.2	51.551	175.0	34.646	186.2	210.5	1:50.415	
10	24.755	146.9	51.101	175.3	34.937	182.7	234.3	1:50.793		31	23.906	147.1	50.079	178.5	Pit In		233.3	<u>1:54.040</u>	
11	24.255	145.4	51.677	<u>179.7</u>	34.237	187.5	234.3	1:50.169		32	Pit Out	138.6	52.138	175.0	34.973	186.5	230.3	<u>27:17.171</u>	
12	23.989	147.1	49.987	178.8	34.101	<u>188.5</u>	232.8	1:48.077		33	24.270	145.9	50.232	178.2	34.625	186.5	232.3	1:49.127	
13	23.703	<u>148.4</u>	49.810	177.0	<u>33.976</u>	187.8	233.8	<u>1:47.489</u>		34	23.998	145.0	50.428	177.9	34.230	188.2	231.8	1:48.656	



GT-RACE Pre Season Test Days Curbstone Events

GT-RACE

15 - 16 March 2022

Runden und Sektor-Zeiten - Wednesday morning sessio

Hockenheim GP - 4574mtr.

14	23.889	147.3	51.190	177.0	Pit In		<u>235.3</u>	1:54.101	35	25.232	128.7	50.796	177.9	34.335	187.2	231.3	1:50.363
15	Pit Out	141.9	58.309	177.0	37.593	185.6	142.7	12:51.740	36	24.068	147.3	50.324	178.5	34.532	188.2	233.3	1:48.924
16	24.291	146.5	50.402	177.0	36.249	185.6	234.3	1:50.942	37	24.101	145.6	50.227	178.2	34.352	<u>188.5</u>	231.8	1:48.680
17	24.344	147.1	49.934	177.9	34.611	186.5	<u>235.3</u>	1:48.889	38	24.018	146.1	50.254	177.6	34.378	187.8	233.3	1:48.650
18	23.894	146.9	49.936	178.2	34.186	186.5	233.8	1:48.016	39	25.968	145.0	51.201	178.2	34.886	184.6	232.8	1:52.055
19	25.363	146.9	49.985	178.8	35.055	186.5	233.8	1:50.403	40	24.231	145.7	50.307	177.9	34.460	188.2	232.8	1:48.998
20	23.960	148.1	50.557	177.3	34.037	186.2	210.5	1:48.554	41	24.139	145.9	50.407	179.4	Pit In		232.8	1:54.667
21	23.775	147.3	49.804	177.9	34.935	185.6	231.3	1:48.514	42								

101 DÖRR 101 - AM VANTAGE GT4										ASTON MARTIN VANTAGE GT4									
lap	Sect-1	Speed	Sect-2	Speed	Sect-3	Speed	TopSpeed	laptime	pit	lap	Sect-1	Speed	Sect-2	Speed	Sect-3	Speed	Topspeed	laptime	pit
1	Pit Out	103.0	1:07.164	160.5	48.115	141.9	147.7	2:30.630		18	23.442	145.6	50.090	177.3	34.225	187.8	232.3	1:47.757	
2	28.878	123.3	1:02.822	170.1	37.010	179.4	140.1	2:08.710		19	23.698	145.7	50.761	173.9	34.335	187.2	232.8	1:48.794	
3	25.884	136.4	52.022	174.2	35.448	184.6	229.3	1:53.354		20	23.580	145.6	50.006	177.6	34.177	186.9	231.3	1:47.763	
4	25.059	143.4	50.335	176.8	34.465	185.9	232.3	1:49.859		21	23.586	145.9	49.980	175.9	34.328	187.2	231.3	1:47.894	
5	24.179	145.9	50.141	177.6	34.447	186.2	233.3	1:48.767		22	23.710	145.2	50.297	177.9	Pit In		232.8	1:52.716	
6	24.062	<u>146.5</u>	51.658	175.3	Pit In		233.3	1:57.012		23	Pit Out	100.8	1:13.689	135.2	41.122	154.3	129.7	12:04.076	
7	Pit Out	115.9	56.646	168.8	36.274	182.1	203.0	48:23.511		24	27.559	134.0	1:00.151	173.4	34.641	184.9	172.2	2:02.351	
8	24.968	142.9	51.384	171.7	35.139	186.5	231.3	1:51.491		25	23.551	145.6	50.191	177.9	34.024	<u>188.8</u>	232.3	1:47.766	
9	24.595	138.6	50.777	177.0	35.944	186.9	233.3	1:51.316		26	<u>23.167</u>	145.7	49.746	<u>178.2</u>	<u>33.683</u>	<u>188.8</u>	231.3	1:46.596	
10	23.731	141.0	50.227	177.3	34.233	186.5	234.8	1:48.191		27	23.184	145.4	<u>49.660</u>	177.9	33.738	188.2	232.3	<u>1:46.582</u>	
11	23.559	145.4	51.722	176.8	34.450	186.5	<u>235.8</u>	1:49.731		28	23.200	145.6	49.896	177.9	Pit In		230.3	1:51.139	
12	24.196	145.6	50.257	176.8	34.167	186.9	232.8	1:48.620		29	Pit Out	120.1	57.405	170.9	36.121	183.7	206.9	29:52.174	
13	23.584	143.0	50.248	<u>178.2</u>	34.567	184.6	233.8	1:48.399		30	24.792	142.1	50.640	176.8	34.721	185.6	232.8	1:50.153	
14	23.593	146.1	50.453	<u>178.2</u>	Pit In		<u>235.8</u>	1:51.718		31	23.996	144.2	50.469	177.0	34.439	185.9	233.8	1:48.904	
15	Pit Out	133.0	53.667	176.2	34.554	187.5	217.3	15:05.687		32	24.056	143.4	50.245	174.8	34.461	185.9	233.3	1:48.762	
16	23.837	145.2	50.042	177.3	34.563	186.9	231.8	1:48.442		33	25.298	143.0	50.476	176.5	Pit In		233.8	1:55.289	
17	23.737	144.0	50.082	176.5	34.296	188.2	232.8	1:48.115		34									

111 JP 111 - MCLAREN 720S GT3										MCLAREN 720S GT3									
lap	Sect-1	Speed	Sect-2	Speed	Sect-3	Speed	TopSpeed	laptime	pit	lap	Sect-1	Speed	Sect-2	Speed	Sect-3	Speed	Topspeed	laptime	pit
1	Pit Out	91.5	1:08.760	149.4	Pit In		156.5	2:31.704		19	22.089	158.6	47.771	189.5	Pit In		251.7	1:50.039	
2	Pit Out	126.5	53.161	181.2	Pit In		233.8	10:53.639		20	Pit Out	158.4	47.007	183.4	32.041	201.5	247.7	18:20.420	
3	Pit Out	134.5	49.969	187.8	32.460	201.1	247.7	43:52.251		21	22.153	158.6	46.450	189.5	31.958	200.4	250.6	1:40.561	
4	22.416	155.4	47.296	188.8	32.125	202.2	252.3	1:41.837		22	21.975	158.1	46.439	188.2	31.691	202.2	250.0	1:40.105	
5	22.247	159.5	46.900	187.2	32.187	202.2	254.1	1:41.334		23	22.041	160.0	46.542	188.2	31.576	202.2	251.7	1:40.159	
6	22.067	159.8	46.796	187.5	32.081	200.7	254.7	1:40.944		24	22.014	158.8	46.534	190.5	31.754	202.2	251.7	1:40.302	
7	22.223	158.4	46.738	188.8	32.139	202.2	<u>255.9</u>	1:41.100		25	21.992	160.5	46.426	189.1	31.771	200.7	251.2	1:40.189	
8	22.291	160.5	46.905	186.9	Pit In		254.1	1:47.891		26	21.986	160.5	48.014	186.9	Pit In		249.4	1:49.400	
9	Pit Out	144.8	48.234	185.9	31.899	202.6	250.6	3:31.037		27	Pit Out	156.5	47.046	186.5	31.972	200.0	244.9	22:47.263	
10	<u>21.556</u>	<u>161.2</u>	<u>45.980</u>	<u>191.8</u>	38.043	198.2	254.1	1:45.579		28	22.165	160.0	46.630	189.8	32.800	196.7	249.4	1:41.595	
11	21.986	161.0	46.187	191.2	<u>31.416</u>	202.2	252.3	<u>1:39.589</u>		29	22.672	141.0	47.412	184.0	32.612	199.3	248.3	1:42.696	
12	21.765	160.5	46.209	189.8	Pit In		252.9	1:48.237		30	22.163	158.4	46.616	189.8	32.141	202.6	249.4	1:40.920	
13	Pit Out	159.1	47.179	189.8	32.173	202.6	252.9	5:13.921		31	22.191	158.8	46.646	<u>191.8</u>	32.091	201.1	253.5	1:40.928	
14	22.345	160.2	46.816	189.8	31.866	201.5	253.5	1:41.027		32	22.158	159.3	46.651	190.5	32.394	200.0	250.6	1:41.203	
15	22.318	157.2	46.575	187.8	31.840	200.7	254.7	1:40.733		33	22.114	159.5	46.555	188.8	31.857	201.1	250.0	1:40.526	
16	21.962	158.4	46.455	189.1	32.339	201.1	254.1	1:40.756		34	22.040	159.3	46.583	188.2	31.864	<u>203.0</u>	250.0	1:40.487	
17	22.159	<u>161.2</u>	46.459	189.1	31.698	201.1	252.9	1:40.316		35	22.077	161.0	46.681	187.5	Pit In		251.2	1:46.114	
18	22.087	158.4	46.680	188.5	31.848	199.3	252.3	1:40.615		36									



GT-RACE Pre Season Test Days Curbstone Events

GT-RACE

15 - 16 March 2022

Runden und Sektor-Zeiten - Wednesday morning sessio

Hockenheim GP - 4574mtr.

113 IR 113 - LAMBORGHINI ST									LAMBORGHINI SUPER TROFEO										
lap	Sect-1	Speed	Sect-2	Speed	Sect-3	Speed	TopSpeed	laptime	pit	lap	Sect-1	Speed	Sect-2	Speed	Sect-3	Speed	Topspeed	laptime	pit
1	Pit Out	99.8	1:04.406	153.6	Pit In		177.3	2:49.891		17	23.307	149.0	47.796	190.1	34.219	204.2	263.4	1:45.322	
2	Pit Out	113.2	57.779	178.2	38.479	199.6	222.2	3:34.604		18	23.248	146.7	47.507	188.5	34.590	205.7	261.5	1:45.345	
3	25.612	130.3	52.925	190.1	36.105	200.0	211.4	1:54.642		19	23.794	146.3	48.350	189.5	34.607	203.8	260.9	1:46.751	
4	25.594	139.0	49.240	190.5	35.614	204.2	257.1	1:50.448		20	23.361	148.1	47.247	191.8	34.140	204.5	261.5	1:44.748	
5	24.131	137.2	47.926	193.2	37.419	206.1	262.8	1:49.476		21	25.322	141.0	51.047	190.5	34.863	203.4	243.2	1:51.232	
6	23.856	144.4	48.073	194.9	33.927	206.9	259.6	1:45.856		22	23.133	149.8	47.552	190.8	34.206	206.1	264.1	1:44.891	
7	23.188	145.7	47.198	194.2	33.958	206.9	259.0	1:44.344		23	24.336	145.0	47.792	193.2	34.414	205.3	259.6	1:46.542	
8	23.132	146.1	47.183	193.9	34.528	203.0	259.6	1:44.843		24	23.699	148.1	49.068	181.5	Pit In		260.9	1:56.649	
9	26.280	145.4	50.154	191.2	Pit In		231.3	1:59.939		25	Pit Out	125.7	53.758	180.6	38.724	201.5	237.9	2:18.702	
10	Pit Out	129.5	52.230	181.2	Pit In		250.6	1:20.689		26	26.248	129.3	51.016	192.5	36.431	204.9	258.4	1:53.695	
11	Pit Out	120.3	49.986	188.5	34.927	204.9	257.1	2:53.199		27	23.360	145.7	46.999	195.3	37.606	206.1	259.6	1:47.965	
12	23.662	144.0	47.509	194.6	34.151	205.7	260.2	1:45.322		28	23.472	148.4	46.511	<u>196.7</u>	33.275	<u>208.1</u>	260.2	<u>1:43.258</u>	
13	23.726	144.4	47.292	191.5	33.770	205.7	<u>264.7</u>	1:44.788		29	23.563	142.5	47.100	195.7	<u>33.213</u>	<u>208.1</u>	262.1	1:43.876	
14	23.376	144.8	47.302	192.5	33.836	205.3	259.0	1:44.514		30	<u>23.110</u>	<u>151.0</u>	48.672	183.4	36.751	206.9	262.1	1:48.533	
15	23.575	145.9	47.498	191.5	34.758	205.7	262.1	1:45.831		31	23.322	147.3	<u>46.475</u>	196.0	Pit In		262.8	1:58.021	
16	23.296	147.5	48.354	191.5	34.180	204.9	247.1	1:45.830		32									

125 MCCHIP-DKR 125 - PORSCHE GT3 CUP									Porsche 991.2 GT3 CUP MR SP PRO										
lap	Sect-1	Speed	Sect-2	Speed	Sect-3	Speed	TopSpeed	laptime	pit	lap	Sect-1	Speed	Sect-2	Speed	Sect-3	Speed	Topspeed	laptime	pit
1	Pit Out	108.9	1:02.533	159.8	41.434	181.5	190.8	2:16.468		20	25.573	137.4	50.450	175.3	47.280	86.4	238.4	2:03.303	
2	28.078	123.6	57.387	167.4	40.878	179.7	179.1	2:06.343		21	1:58.769	127.2	56.897	167.7	40.264	171.7	225.9	3:35.930	
3	28.434	117.9	1:04.930	132.8	49.287	100.0	194.2	2:22.651		22	31.910	55.8	1:01.118	169.5	43.719	99.7	194.2	2:16.747	
4	2:01.542	115.1	54.343	179.4	36.532	191.8	219.1	3:32.417		23	2:15.806	120.3	55.468	170.6	36.631	187.8	215.6	3:47.905	
5	25.715	135.0	50.188	184.3	34.690	193.9	239.5	1:50.593		24	24.733	134.2	51.461	173.1	1:22.507	167.4		2:38.701	
6	24.400	144.0	48.673		34.795	192.9	235.8	1:47.868		25	27.186	128.9	52.897	178.5	36.187	188.2		1:56.270	
7	23.938	150.2	48.442	186.2	33.701	192.9	238.9	1:46.081		26	24.895	145.9	50.663	177.0	36.110	187.5	238.4	1:51.668	
8	24.087	<u>152.5</u>	48.669	185.6	34.047	193.5	235.3	1:46.803		27	25.029	134.2	50.752	180.3	37.876	190.5	236.3	1:53.657	
9	<u>23.681</u>	151.9	<u>48.008</u>	<u>186.5</u>	<u>33.260</u>	<u>196.0</u>	239.5	<u>1:44.949</u>		28	24.533	149.2	49.496	179.4	36.574	187.8	238.9	1:50.603	
10	25.087	146.5	51.332	183.4	40.372	76.4	236.3	1:56.791		29	38.899	96.0	54.778	176.8	35.692	190.5		2:09.369	
11	49:39.824	78.7	1:05.345	158.4	39.039	187.8	182.1	51:24.208		30	25.537	132.0	54.131	165.4	Pit In		<u>241.1</u>	2:06.232	
12	26.903	133.8	54.441	175.0	37.034	188.8	212.2	1:58.378		31	Pit Out	115.6	55.903	167.4	52.079	135.0		40:19.782	
13	1:41.926	64.6	1:00.611	169.8	39.409	187.8		3:21.946		32	27.223	129.5	55.590	172.8	37.575	184.6		2:00.388	
14	26.469	128.9	53.043	175.3	36.737	187.5	232.8	1:56.249		33	25.288	148.8	50.685	174.5	37.920	184.6		1:53.893	
15	26.843	112.4	52.328	176.2	36.135	189.5	236.3	1:55.306		34	24.770	147.9	52.443	170.3	37.265	183.1	236.3	1:54.478	
16	25.352	137.8	51.186	175.9	36.228	189.1	237.4	1:52.766		35	25.473	147.5	51.450	171.7	36.858	184.6	235.8	1:53.781	
17	26.212	128.3	52.513	173.9	37.369	186.2	236.8	1:56.094		36	28.816	135.0	52.501	176.5	36.557	187.5	228.8	1:57.874	
18	25.686	138.6	51.856	165.9	36.014	190.8	235.3	1:53.556		37	24.652	149.8	50.007	177.6	36.056	184.3	237.9	1:50.715	
19	24.846	137.4	50.563	179.4	36.111	188.5		1:51.520		38	28.980	98.4	55.366	173.4	49.254	76.0		2:13.600	

129 HCB 129 - AUDI R8 LMS GT3									AUDI R8 LMS GT3										
lap	Sect-1	Speed	Sect-2	Speed	Sect-3	Speed	TopSpeed	laptime	pit	lap	Sect-1	Speed	Sect-2	Speed	Sect-3	Speed	Topspeed	laptime	pit
1								1:46.805		18	Pit Out	110.7	56.521	172.2	39.250	180.9	214.7	5:30.467	
2								1:41.223		19	25.530	139.0	49.596	182.7	34.980	198.2	246.6	1:50.106	
3								1:40.067		20	23.737	156.7	47.604	185.6	34.007	200.0	249.4	1:45.348	
4								<u>1:39.739</u>		21	22.564	157.2	47.401	185.2	33.279	201.5	249.4	1:43.244	
5								1:39.874		22	22.612	157.0	47.108	191.8	32.844	199.3	250.0	1:42.564	
6	06:48.604	113.7	57.553	174.8	37.980	147.9	214.3	1:08:24.137		23	<u>22.326</u>	<u>159.5</u>	46.985	187.5	32.940	197.4	<u>252.9</u>	1:42.251	
7	25.848	152.8	48.917	190.1	34.662	194.6	247.7	1:49.427		24	22.591	153.8	46.958	191.5	<u>32.779</u>	<u>203.4</u>	250.0	1:42.328	
8	23.482	154.3	48.536	145.6	36.042	200.7	250.6	1:48.060		25	22.738	151.5	47.460	185.6	Pit In		250.6	1:49.904	



GT-RACE Pre Season Test Days

Curbstone Events

GT-RACE

15 - 16 March 2022

Runden und Sektor-Zeiten - Wednesday morning sessio

Hockenheim GP - 4574mtr.

9	23.558	151.3	51.815	184.6	33.591	200.0	251.2	1:48.964	26	Pit Out	113.3	56.143	173.1	37.928	193.2	229.8	25:36.200
10	22.780	159.1	47.059	<u>194.2</u>	33.093	201.5	252.3	1:42.932	27	26.149	134.3	49.869	184.0	34.695	196.7	247.7	1:50.713
11	22.546	153.2	47.691	190.8	33.213	201.5	251.2	1:43.450	28	23.395	155.4	47.347	189.1	33.840	203.0	248.3	1:44.582
12	22.706	157.2	47.244	190.1	33.077	203.0	250.0	1:43.027	29	22.553	154.9	47.591	186.2	33.297	201.5	250.6	1:43.441
13	22.413	158.1	47.002	192.9	32.970	202.6	250.6	1:42.385	30	22.630	156.5	<u>46.802</u>	191.8	32.834	201.9	250.6	1:42.266
14	22.639	157.4	47.845	189.8	Pit In		252.3	<u>1:50.736</u>	31	22.466	157.7	46.967	188.2	32.814	203.0	252.3	1:42.247
15	Pit Out	144.6	48.580	189.8	34.007	197.4	247.1	<u>8:05.934</u>	32	22.435	157.4	47.036	186.5	33.037	201.5	251.2	1:42.508
16	22.958	158.1	47.323	187.8	33.264	200.4	248.8	1:43.545	33	22.641	156.3	47.347	189.1	33.014	200.4	<u>252.9</u>	1:43.002
17	22.599	157.7	47.196	187.8	Pit In		250.0	<u>1:49.055</u>	34	22.759	156.7	46.931	187.5	Pit In		250.6	<u>1:53.614</u>

142 HCB 142 - AUDI R8 LMS GT3										AUDI R8 LMS GT3									
lap	Sect-1	Speed	Sect-2	Speed	Sect-3	Speed	TopSpeed	laptime	pit	lap	Sect-1	Speed	Sect-2	Speed	Sect-3	Speed	Topspeed	laptime	pit
1	Pit Out	85.2	57.154	152.8	35.992	196.4	232.3	2:01.735		10	23.237	157.2	47.486	190.5	33.342	198.5	250.0	1:44.065	
2	23.220	155.6	47.023	191.5	32.052	204.2	244.9	1:42.295		11	23.012	155.4	47.736	190.5	33.172	199.6	247.7	1:43.920	
3	21.915	159.8	46.503	195.3	31.734	204.5	249.4	1:40.152		12	22.944	156.3	47.460	186.5	33.678	202.6	250.6	1:44.082	
4	21.682	157.9	45.962	195.3	<u>31.469</u>	206.1	250.0	1:39.113		13	23.181	152.3	48.156	189.5	33.276	201.9	251.7	1:44.613	
5	21.371	159.5	<u>45.829</u>	<u>196.4</u>	31.490	203.4	249.4	<u>1:38.690</u>		14	22.901	158.1	47.321	190.1	33.329	198.9	250.6	1:43.551	
6	21.648	158.8	45.969	193.5	32.850	<u>206.5</u>	<u>254.1</u>	1:40.467		15	23.177	152.1	47.814	188.2	33.474	199.6	251.2	1:44.465	
7	<u>21.321</u>	159.3	45.839	194.6	Pit In		250.6	<u>1:43.556</u>		16	24.759	142.3	49.572	188.5	Pit In		247.1	<u>1:58.418</u>	
8	Pit Out	142.5	50.704	180.9	36.334	193.5	244.3	9:01.119		17	Pit Out	144.6	48.385	187.8	33.931	198.5	246.6	7:16.795	
9	23.454	<u>161.0</u>	47.968	184.0	33.807	198.5	248.8	1:45.229		18	23.017	160.7	46.948	188.5	32.851	199.3	249.4	1:42.816	

148 KESSEL 152 - FERRARI 488 GT3										FERRARI 488 GT3									
lap	Sect-1	Speed	Sect-2	Speed	Sect-3	Speed	TopSpeed	laptime	pit	lap	Sect-1	Speed	Sect-2	Speed	Sect-3	Speed	Topspeed	laptime	pit
1	Pit Out	82.8	1:08.053	166.4	42.314	193.5	177.3	2:26.886		15	23.270	152.5	48.202	188.2	33.838	200.0	255.3	1:45.310	
2	26.624	115.6	52.555	184.9	35.599	199.3	250.6	1:54.778		16	23.432	156.5	50.128	178.8	Pit In		255.3	1:57.499	
3	24.130	138.3	49.352	183.1	35.361	197.1	250.6	1:48.843		17	Pit Out	152.3	48.307	187.5	38.138	200.4	256.5	4:50.136	
4	24.669	142.9	49.054	184.3	35.109	197.8	250.6	1:48.832		18	23.506	152.1	48.071	186.5	33.884	202.2	253.5	1:45.461	
5	24.084	140.4	49.454	181.8	35.291	198.2	249.4	1:48.829		19	23.378	155.2	47.945	188.2	33.896	201.1	254.1	1:45.219	
6	24.524	124.9	52.759	179.1	Pit In		231.8	2:03.349		20	23.767	149.6	49.218	186.5	Pit In		252.3	1:53.477	
7	Pit Out	124.3	50.252	185.2	35.144	200.0	251.2	6:30.446		21	Pit Out	88.9	1:13.231	148.8	47.370	149.4	176.2	32:47.775	
8	24.772	126.8	50.032	185.2	35.151	198.9	250.0	1:49.955		22	28.709	120.9	52.070	186.2	35.561	200.4	244.3	1:56.340	
9	23.897	130.8	50.108	184.6	41.760	198.9	<u>261.5</u>	1:55.765		23	23.733	143.2	48.234	189.8	<u>33.709</u>	<u>202.6</u>	252.9	1:45.676	
10	24.037	140.4	49.185	184.3	34.666	199.3	250.0	1:47.888		24	23.159	145.7	47.550	<u>190.1</u>	34.191	<u>202.6</u>	252.9	1:44.900	
11	24.134	136.4	50.328	186.9	Pit In		249.4	<u>1:55.963</u>		25	23.854	147.3	48.382	189.8	36.398	201.9	251.7	1:48.634	
12	Pit Out	150.8	48.904	185.9	34.083	199.3	251.7	6:23.197		26	<u>23.140</u>	156.3	<u>47.507</u>	189.1	33.812	201.5	253.5	<u>1:44.459</u>	
13	23.348	153.4	49.327	187.8	33.910	199.3	257.8	1:46.585		27	24.809	137.8	49.065	187.8	Pit In		250.6	1:58.391	
14	23.280	<u>157.0</u>	50.893	138.6	40.961	198.9	260.2	1:55.134		28									

149 KESSEL 153 - FERRARI 488 GT3										FERRARI 488 GT3									
lap	Sect-1	Speed	Sect-2	Speed	Sect-3	Speed	TopSpeed	laptime	pit	lap	Sect-1	Speed	Sect-2	Speed	Sect-3	Speed	Topspeed	laptime	pit
1	Pit Out	104.1	1:03.235	179.1	36.045	<u>199.3</u>	194.2	2:09.189		11	26.316	142.7	51.089	181.8	38.027	193.2	<u>251.2</u>	1:55.432	
2	<u>23.391</u>	<u>150.6</u>	<u>48.810</u>	186.5	<u>34.905</u>	198.2	<u>251.2</u>	<u>1:47.106</u>		12	24.630	143.2	51.403	179.7	36.652	196.0	250.6	1:52.685	
3	26.904	128.0	50.456	<u>187.8</u>	Pit In		249.4	1:57.584		13	25.948	137.4	59.482	164.9	Pit In		216.0	2:16.359	
4	Pit Out	120.9	1:01.690	165.4	41.746	189.5	187.2	6:12.874		14	Pit Out	110.5	1:02.686	165.1	42.117	182.1	184.0	31:42.675	
5	25.995	125.6	56.974	164.1	41.778	185.6	203.0	2:04.747		15	28.280	135.3	55.243	178.8	45.696	180.6	225.9	2:09.219	
6	26.286	135.2	57.375	174.2	40.435	189.8	222.7	2:04.096		16	27.042	137.1	53.510	172.0	37.730	194.6	235.3	1:58.282	
7	25.791	141.2	55.097	180.6	40.897	185.9	236.3	2:01.785		17	25.466	142.9	51.567	180.6	37.831	196.4	247.1	1:54.864	
8	27.158	141.7	54.425	150.8	Pit In		231.8	2:17.256		18	25.737	140.4	51.555	173.1	37.349	194.9	247.1	1:54.641	
9	Pit Out	90.4	1:19.991	153.4	46.521	181.5	131.1	27:10.370		19	28.660	101.8	57.569	178.5	Pit In		203.4	2:16.177	
10	27.548	134.5	55.354	175.3	41.870	192.9	234.3	2:04.772		20									



GT-RACE Pre Season Test Days Curbstone Events

GT-RACE

Runden und Sektor-Zeiten - Wednesday morning sessio

15 - 16 March 2022
Hockenheim GP - 4574mtr.

150 KESSEL 154 - FERRARI 488 CHALLENGE EVO										FERRARI 488 CHALLENGE EVO									
lap	Sect-1	Speed	Sect-2	Speed	Sect-3	Speed	TopSpeed	laptime	pit	lap	Sect-1	Speed	Sect-2	Speed	Sect-3	Speed	Topspeed	laptime	pit
1	Pit Out	106.1	1:11.758	155.2	48.027	179.4	146.9	2:35.943		12	24.999	149.2	51.053	183.4	36.931	193.9	246.0	1:52.983	
2	30.722	116.5	1:01.669	173.1	42.009	187.2	218.2	2:14.400		13	25.252	146.7	52.350	180.9	Pit In		246.0	2:06.721	
3	27.488	127.5	55.190	177.9	41.047	184.6	244.3	2:03.725		14	Pit Out	125.4	55.063	160.2	38.707	191.5	237.9	47:21.160	
4	26.896	132.8	54.042	181.5	40.138	191.5	223.1	2:01.076		15	26.311	142.7	51.342	181.5	37.373	193.2	244.3	1:55.026	
5	26.935	134.8	56.440	174.2	39.760	190.1	235.3	2:03.135		16	25.230	<u>154.9</u>	52.753	167.2	40.719	176.2	247.1	1:58.702	
6	25.712	138.6	52.152	182.1	38.205	192.5	246.0	1:56.069		17	25.589	152.3	50.074	<u>184.9</u>	36.505	193.9	246.0	1:52.168	
7	25.281	135.3	51.000	182.4	37.473	192.2	246.6	1:53.754		18	<u>24.673</u>	153.0	<u>49.929</u>	184.6	36.317	<u>195.3</u>	248.8	<u>1:50.919</u>	
8	25.056	147.3	53.611	178.8	38.487	178.2	232.3	1:57.154		19	24.895	143.6	51.736	182.1	<u>36.257</u>	194.9	246.0	1:52.888	
9	29.465	138.3	51.833	179.7	Pit In		<u>250.0</u>	2:12.668		20	24.982	152.5	50.023	180.3	36.409	194.9	248.3	1:51.414	
10	Pit Out	132.2	52.700	179.7	37.147	194.6	244.9	5:07.020		21	25.379	152.8	53.103	169.0	Pit In		245.5	2:05.528	
11	25.014	146.1	51.855	179.1	37.453	194.2	244.3	1:54.322		22									

152 KESSEL 156 - FERRARI 488 CHALLENGE EVO										FERRARI 488 CHALLENGE EVO									
lap	Sect-1	Speed	Sect-2	Speed	Sect-3	Speed	TopSpeed	laptime	pit	lap	Sect-1	Speed	Sect-2	Speed	Sect-3	Speed	Topspeed	laptime	pit
1	Pit Out	102.6	58.842	172.5	39.620	193.9	233.8	2:12.011		14	24.983	131.2	50.498	180.6	36.827	191.5	247.7	1:52.308	
2	25.858	133.7	49.535	186.2	34.281	196.7	249.4	1:49.674		15	25.700	130.3	53.384	175.9	Pit In		247.1	2:13.119	
3	23.208	<u>155.6</u>	<u>47.572</u>	<u>189.8</u>	<u>33.618</u>	<u>198.2</u>	<u>253.5</u>	<u>1:44.398</u>		16	Pit Out	119.9	52.930	176.5	41.487	184.3	247.7	6:36.672	
4	25.144	136.4	55.865	178.5	Pit In		248.3	2:01.028		17	25.988	126.5	51.286	179.1	37.473	192.9	243.8	1:54.747	
5	Pit Out	115.6	52.738	182.4	34.602	195.7	246.0	55:12.920		18	25.354	138.6	50.041	180.6	36.126	193.5	249.4	1:51.521	
6	23.350	153.6	48.487	185.6	34.057	196.0	251.2	1:45.894		19	25.112	135.8	1:08.434	171.2	Pit In		249.4	2:27.838	
7	<u>23.111</u>	154.1	47.927	186.5	33.677	196.4	251.7	1:44.715		20	Pit Out	112.5	54.947	171.7	40.666	186.5	243.2	43:11.654	
8	25.262	145.0	53.460	174.5	Pit In		214.7	2:01.258		21	26.016	127.7	52.241	178.5	38.727	193.2	247.7	1:56.984	
9	Pit Out	121.1	53.287	145.0	42.034	187.8	247.1	5:32.200		22	25.256	138.1	50.231	179.4	37.350	193.5	248.8	1:52.837	
10	26.027	126.8	53.101	175.3	37.759	190.8	247.1	1:56.887		23	24.858	135.0	50.955	178.2	37.291	191.5	248.8	1:53.104	
11	25.530	129.2	50.718	182.4	57.971	181.5	246.0	2:14.219		24	25.026	141.7	50.264	181.8	36.950	193.5	250.6	1:52.240	
12	29.156	128.1	50.996	180.9	36.912	190.8	248.8	1:57.064		25	26.014	136.2	52.022	182.4	36.172	193.5	248.8	1:54.208	
13	26.373	131.5	53.150	176.2	37.385	189.5	248.8	1:56.908		26	26.255	132.2	52.123	179.7	Pit In		247.1	2:13.332	

911 DÖRR 911 - AM VANTAGE GT4										ASTON MARTIN VANTAGE GT4									
lap	Sect-1	Speed	Sect-2	Speed	Sect-3	Speed	TopSpeed	laptime	pit	lap	Sect-1	Speed	Sect-2	Speed	Sect-3	Speed	Topspeed	laptime	pit
1	Pit Out	114.6	59.253	157.9	38.168	179.1	197.1	2:13.003		15	25.020	126.3	51.503	164.1	34.902	184.9	229.3	1:51.425	
2	38.921	110.3	54.829	163.6	35.748	181.8	220.4	2:09.498		16	24.263	147.1	50.990	166.7	34.646	184.9	230.3	1:49.899	
3	25.035	146.3	51.097	166.9	35.398	185.2	229.3	1:51.530		17	24.170	147.1	56.095	148.8	35.421	183.7	229.3	1:55.686	
4	24.621	142.3	51.126	168.5	34.357	185.6	227.4	1:50.104		18	24.177	148.1	51.385	166.9	34.505	184.6	218.2	1:50.067	
5	24.203	149.8	50.889	165.6	34.508	184.9	227.8	1:49.600		19	24.332	147.1	52.602	165.9	Pit In		209.7	1:58.480	
6	24.023	149.0	50.570	167.4	35.413	182.4	229.8	1:50.006		20	Pit Out	116.6	1:04.318	142.3	Pit In		166.4	46:37.545	
7	24.279	147.3	50.562	166.7	34.564	184.3	230.8	1:49.405		21	Pit Out	132.5	55.530	160.2	36.921	183.1	221.3	15:43.929	
8	24.140	141.9	53.706	163.1	35.395	183.7	231.3	1:53.241		22	24.781	148.6	51.538	164.6	34.809	186.2	229.8	1:51.128	
9	27.955	118.8	54.402	166.9	Pit In		201.1	2:04.924		23	25.304	139.2	50.218	169.0	35.589	184.9	231.3	1:51.111	
10	Pit Out	126.2	55.762	160.7	36.435	179.4	212.2	48:04.874		24	<u>23.583</u>	<u>150.4</u>	<u>49.883</u>	<u>170.1</u>	34.673	<u>187.5</u>	231.8	<u>1:48.139</u>	
11	25.242	145.7	52.141	164.4	35.161	182.1	229.3	1:52.544		25	24.029	140.4	51.104	168.5	34.503	186.9	228.3	1:49.636	
12	24.570	145.4	51.333	161.4	34.957	184.6	231.3	1:50.860		26	23.850	149.8	51.093	168.8	<u>34.341</u>	186.9	<u>232.8</u>	1:49.284	
13	24.283	142.7	51.463	164.1	34.828	183.1	228.8	1:50.574		27	23.730	149.2	50.566	166.7	Pit In		<u>232.8</u>	2:03.440	
14	24.299	146.3	51.389	164.4	35.580	184.0	231.8	1:51.268		28									

RC 20 AF 28 - FERRARI 488 GT3										FERRARI 488 GT3									
lap	Sect-1	Speed	Sect-2	Speed	Sect-3	Speed	TopSpeed	laptime	pit	lap	Sect-1	Speed	Sect-2	Speed	Sect-3	Speed	Topspeed	laptime	pit
1	Pit Out	97.6	1:04.358	155.8	40.868	191.2	171.7	2:15.916		5	24.304	<u>157.9</u>	51.909	152.1	40.319	161.9	253.5	1:56.532	



GT-RACE Pre Season Test Days Curbstone Events

GT-RACE

15 - 16 March 2022

Runden und Sektor-Zeiten - Wednesday morning sessio

Hockenheim GP - 4574mtr.

2	28.214	112.1	56.260	159.1	38.211	194.9	206.1	2:02.685	6	28.799	130.0	53.077	<u>190.5</u>	36.272	<u>202.2</u>	196.0	1:58.148
3	27.261	143.4	52.908	180.9	36.135	198.2	232.8	1:56.304	7	<u>23.066</u>	139.4	50.925	<u>190.5</u>	Pit In		<u>255.3</u>	1:57.890
4	24.187	149.2	<u>48.857</u>	189.1	<u>34.650</u>	199.3	254.7	<u>1:47.694</u>	8	Pit Out	81.1	1:07.827	160.2	Pit In		162.4	10:54.691

RC 20	WRT 30 - AUDI R8 GT3										AUDI R8 GT3									
lap	Sect-1	Speed	Sect-2	Speed	Sect-3	Speed	TopSpeed	laptime	pit	lap	Sect-1	Speed	Sect-2	Speed	Sect-3	Speed	Topspeed	laptime	pit	
1	Pit Out	137.2	51.320	182.4	36.223	193.9	243.2	1:50.098		27	22.352	156.3	47.246	189.1	32.428	201.1	247.1	1:42.026		
2	24.636	143.8	49.716	186.5	34.032	196.0	246.6	1:48.384		28	22.210	157.2	46.917	193.5	32.030	201.5	250.0	1:41.157		
3	23.961	146.5	48.492	188.8	33.216	198.5	247.1	1:45.669		29	22.215	154.9	47.231	190.1	34.021	198.5	248.8	1:43.467		
4	23.353	152.1	47.629	189.8	32.574	199.3	249.4	1:43.556		30	22.490	157.7	46.838	190.8	32.012	202.2	248.3	1:41.340		
5	23.020	156.1	47.034	191.8	32.510	200.7	248.8	1:42.564		31	22.273	157.4	46.718	191.2	35.426	188.2	249.4	1:44.417		
6	22.956	158.1	47.108	188.5	32.202	202.2	248.8	1:42.266		32	22.724	156.7	46.710	192.9	31.913	201.5	248.3	1:41.347		
7	22.836	159.3	47.281	192.5	32.164	201.1	253.5	1:42.281		33	22.144	156.3	46.680	192.9	32.049	202.6	248.3	1:40.873		
8	22.785	159.3	47.289	193.9	31.975	202.2	<u>258.4</u>	1:42.049		34	22.640	157.7	48.975	187.5	32.721	201.9	251.2	1:44.336		
9	22.631	159.1	46.712	190.5	32.056	203.8	251.2	1:41.399		35	22.262	158.1	46.947	192.9	Pit In		247.1	1:47.583		
10	22.596	158.4	46.687	192.2	32.019	201.1	247.7	1:41.302		36	Pit Out	154.1	47.057	189.8	32.469	202.6	247.1	12:13.458		
11	22.908	<u>160.0</u>	46.372	192.5	Pit In		252.3	1:47.420		37	21.963	157.7	46.357	<u>195.3</u>	31.287	203.8	252.3	1:39.607		
12	Pit Out	151.5	48.802	189.1	33.902	199.6	248.3	5:00.800		38	22.419	158.6	<u>46.191</u>	<u>195.3</u>	31.554	203.0	247.7	1:40.164		
13	23.189	148.1	50.559	189.1	33.352	201.1	247.1	1:47.100		39	21.721	157.9	46.213	193.9	31.241	203.8	247.1	1:39.175		
14	24.053	141.7	51.677	187.8	Pit In		206.5	1:57.912		40	<u>21.702</u>	154.9	46.276	192.9	<u>31.145</u>	<u>204.2</u>	248.3	<u>1:39.123</u>		
15	Pit Out	149.2	49.182	188.2	33.232	201.1	241.1	45:33.750		41	21.959	156.5	47.146	190.8	Pit In		247.1	1:46.815		
16	24.104	127.5	48.959	190.5	32.478	200.7	244.9	1:45.541		42	Pit Out	111.7	53.828	187.5	33.867	198.9	205.7	26:47.134		
17	22.675	155.6	47.598	191.5	32.466	202.2	248.3	1:42.739		43	22.703	155.6	47.151	192.2	33.398	197.8	246.6	1:43.252		
18	22.567	156.5	47.249	188.2	33.079	201.1	247.7	1:42.895		44	22.720	153.6	47.171	191.5	32.453	200.4	247.1	1:42.344		
19	22.611	157.4	47.264	189.1	33.564	200.7	247.7	1:43.439		45	23.155	153.6	46.966	191.8	32.238	201.5	247.7	1:42.359		
20	22.482	156.7	46.996	193.2	32.582	200.7	250.6	1:42.060		46	22.478	157.0	46.968	190.8	33.207	199.6	247.1	1:42.653		
21	23.470	157.2	47.403	183.1	32.603	203.0	250.0	1:43.476		47	22.508	156.5	46.884	192.9	32.100	201.9	247.1	1:41.492		
22	22.692	154.1	47.970	191.8	32.981	202.6	251.7	1:43.643		48	22.943	141.5	47.448	193.2	32.360	201.5	244.9	1:42.751		
23	22.613	157.7	46.810	193.2	Pit In		251.2	1:49.366		49	22.283	157.7	46.800	191.2	32.053	201.5	250.6	1:41.136		
24	Pit Out	138.5	48.778	188.8	33.165	199.6	242.2	3:35.206		50	22.496	157.2	46.761	193.2	32.284	202.2	247.1	1:41.541		
25	22.691	150.0	47.596	190.8	33.182	200.7	246.6	1:43.469		51	22.558	156.1	47.770	185.9	Pit In		251.2	1:49.664		
26	22.883	155.4	47.213	190.8	32.588	199.6	248.8	1:42.684		52										

RC 21	WRT 31 - AUDI R8 GT3										AUDI R8 GT3									
lap	Sect-1	Speed	Sect-2	Speed	Sect-3	Speed	TopSpeed	laptime	pit	lap	Sect-1	Speed	Sect-2	Speed	Sect-3	Speed	Topspeed	laptime	pit	
1	Pit Out	125.3	54.830	178.5	38.926	171.7	241.1	1:59.155		24	22.751	157.7	47.678	191.2	32.608	203.8	250.6	1:43.037		
2	26.212	139.5	51.000	183.7	35.828	196.0	251.2	1:53.040		25	23.502	154.7	46.961	190.1	32.930	203.4	250.0	1:43.393		
3	24.601	145.4	49.773	184.9	35.273	197.8	251.7	1:49.647		26	23.947	154.1	47.231	192.2	32.925	203.4	255.3	1:44.103		
4	24.129	153.6	48.695	187.8	34.251	198.9	249.4	1:47.075		27	22.397	155.6	47.007	189.5	32.663	202.2	250.0	1:42.067		
5	23.856	149.8	48.671	187.2	34.428	200.0	248.8	1:46.955		28	22.622	155.4	47.126	192.2	32.575	203.8	252.3	1:42.323		
6	23.343	155.8	48.106	186.9	33.277	200.0	254.7	1:44.726		29	22.330	157.7	47.112	192.5	32.261	204.5	251.7	1:41.703		
7	23.451	153.6	47.687	191.8	34.323	200.4	252.3	1:45.461		30	23.110	158.1	47.004	188.8	Pit In		251.2	1:50.580		
8	23.797	154.1	47.753	188.8	33.011	201.5	252.9	1:44.561		31	Pit Out	152.3	48.670	188.8	33.207	201.1	237.4	15:16.201		
9	23.274	157.7	48.781	190.5	32.982	200.0	250.6	1:45.037		32	23.358	151.9	47.885	190.8	36.936	202.6	249.4	1:48.179		
10	23.268	157.0	47.114	190.5	32.910	200.7	<u>263.4</u>	1:43.292		33	22.695	152.1	48.220	184.0	33.058	202.6	250.6	1:43.973		
11	23.184	157.7	47.706	192.5	Pit In		251.7	1:54.939		34	22.723	155.2	48.250	189.5	32.922	203.4	249.4	1:43.895		
12	Pit Out	141.0	49.118	187.8	33.354	200.4	242.2	49:20.844		35	22.746	157.7	47.169	192.2	Pit In		250.0	1:49.306		
13	22.769	152.8	47.613	191.8	32.434	199.6	248.3	1:42.816		36	Pit Out	148.4	52.754	147.1	Pit In		244.3	7:46.710		
14	22.433	145.6	47.457	189.1	32.139	203.0	247.7	1:42.029		37	Pit Out	148.6	48.535	185.2	32.514	203.4	244.9	20:19.804		
15	22.466	151.5	47.766	187.2	32.793	200.7	251.2	1:43.025		38	22.246	149.2	46.848	191.5	31.877	204.5	250.0	1:40.971		



GT-RACE Pre Season Test Days Curbstone Events

GT-RACE

15 - 16 March 2022


Runden und Sektor-Zeiten - Wednesday morning sessio

Hockenheim GP - 4574mtr.

16	22.272	154.9	47.456	189.1	33.442	202.6	250.6	1:43.170	39	22.428	<u>158.8</u>	48.428	194.2	33.504	203.8	254.7	1:44.360
17	22.935	154.5	47.210	186.2	32.166	202.6	247.1	1:42.311	40	22.033	156.5	48.131	184.0	31.800	204.5	250.0	1:41.964
18	22.367	155.8	47.240	188.2	32.549	201.5	249.4	1:42.156	41	21.971	155.6	46.573	<u>194.9</u>	31.645	204.9	248.8	1:40.189
19	22.668	152.3	47.542	193.2	32.121	201.9	248.8	1:42.331	42	22.337	158.6	<u>46.432</u>	<u>194.9</u>	<u>31.517</u>	<u>205.3</u>	248.8	1:40.286
20	22.285	155.8	47.471	188.5	32.216	201.9	248.3	1:41.972	43	<u>21.917</u>	158.6	46.438	193.5	31.606	204.2	250.0	<u>1:39.961</u>
21	22.348	154.5	47.171	187.8	Pit In		248.3	<u>1:47.416</u>	44	21.973	158.6	46.638	193.9	31.678	204.5	251.2	1:40.289
22	Pit Out	147.1	51.176	150.2	33.761	201.1	208.5	<u>3:45.494</u>	45	22.050	156.3	46.526	194.2	Pit In		249.4	<u>1:56.001</u>
23	23.084	148.1	47.594	192.5	33.370	201.1	248.3	1:44.048	46								

RC 22	WRT 32 - AUDI R8 GT3									AUDI R8 GT3									
lap	Sect-1	Speed	Sect-2	Speed	Sect-3	Speed	TopSpeed	laptime	pit	lap	Sect-1	Speed	Sect-2	Speed	Sect-3	Speed	Topspeed	laptime	pit
1	Pit Out	138.8	50.100	186.2	34.150	196.0	244.9	<u>1:45.840</u>		26	21.887	140.4	46.849	194.2	Pit In		244.3	<u>1:45.972</u>	
2	23.826	150.0	48.668	188.5	32.962	198.5	246.6	1:45.456		27	Pit Out	157.4	46.963	191.5	33.589	201.1	246.6	<u>7:29.403</u>	
3	23.352	154.9	47.463	190.1	32.641	198.5	247.7	1:43.456		28	21.920	158.6	46.541	191.8	31.491	202.6	244.3	1:39.952	
4	23.037	155.2	47.312	190.1	32.454	200.0	247.1	1:42.803		29	21.745	157.4	46.475	193.2	31.262	203.4	246.0	1:39.482	
5	22.856	153.6	48.301	190.8	32.413	198.5	246.6	1:43.570		30	21.623	157.4	46.300	192.9	31.442	202.6	246.6	1:39.365	
6	22.784	156.3	47.045	189.8	32.746	200.4	248.8	1:42.575		31	21.574	158.4	46.271	193.2	31.298	203.8	247.7	1:39.143	
7	22.700	155.4	46.994	192.2	31.880	201.5	247.1	1:41.574		32	21.878	157.0	47.512	157.9	34.037	203.0	248.3	1:43.427	
8	23.465	152.1	47.237	188.2	Pit In		244.9	<u>1:49.503</u>		33	21.589	157.4	46.546	191.2	32.017	203.4	248.3	1:40.152	
9	Pit Out	154.9	47.304	191.2	32.161	202.2	245.5	<u>5:11.871</u>		34	21.611	157.7	46.968	186.5	Pit In		248.3	<u>1:46.145</u>	
10	22.689	158.4	46.740	192.5	31.638	202.6	247.7	1:41.067		35	Pit Out	155.6	47.083	192.2	31.880	202.6	246.0	<u>4:17.601</u>	
11	22.279	157.7	46.484	191.8	31.781	203.0	247.7	1:40.544		36	21.817	156.3	46.541	190.1	32.399	202.6	248.3	1:40.757	
12	22.066	157.9	48.882	191.5	32.983	202.2	<u>249.4</u>	1:43.931		37	21.913	156.1	46.598	191.5	31.878	204.2	247.7	1:40.389	
13	22.347	157.7	49.812	186.9	Pit In		<u>249.4</u>	<u>1:58.554</u>		38	21.857	156.3	46.498	192.9	31.656	204.2	248.3	1:40.011	
14	Pit Out	135.5	49.694	183.1	33.063	200.7	242.7	<u>45:05.126</u>		39	22.636	154.5	49.589	190.1	Pit In		248.3	<u>1:50.992</u>	
15	23.560	156.7	47.486	188.5	32.198	200.0	247.1	1:43.244		40	Pit Out	149.6	50.222	182.4	32.331	202.2	244.9	<u>5:02.221</u>	
16	22.338	152.3	47.078	189.8	31.924	201.9	246.6	1:41.340		41	22.074	157.0	46.777	192.2	31.714	203.8	247.1	1:40.565	
17	22.426	157.2	47.657	173.9	32.225	203.4	248.3	1:42.308		42	21.979	157.4	57.389	96.5	Pit In		247.1	<u>2:19.318</u>	
18	22.048	158.8	46.933	192.9	31.887	203.4	248.8	1:40.868		43	Pit Out	155.6	47.472	185.9	43.199	203.0	246.6	<u>17:55.416</u>	
19	22.949	140.3	47.202	192.5	34.187	201.9	247.7	1:44.338		44	21.718	155.2	<u>45.861</u>	<u>196.0</u>	39.908	203.8	248.8	1:47.487	
20	22.081	156.5	47.287	192.2	Pit In		247.7	<u>1:46.953</u>		45	<u>21.348</u>	157.7	46.093	194.9	<u>30.937</u>	205.3	246.6	<u>1:38.378</u>	
21	Pit Out	151.5	49.237	192.5	32.887	201.9	243.8	<u>7:33.492</u>		46	22.309	139.9	1:06.702	139.7	32.232	<u>205.7</u>	180.3	<u>2:01.243</u>	
22	21.815	158.1	46.831	193.9	32.710	202.2	247.1	1:41.356		47	21.562	158.4	46.082	194.9	31.468	201.9	246.6	1:39.112	
23	21.569	157.2	46.278	194.9	31.342	203.4	247.7	1:39.189		48	21.614	158.4	45.977	193.5	30.967	204.5	248.8	1:38.558	
24	21.559	157.4	46.301	195.3	31.226	202.6	247.7	1:39.086		49	23.692	158.1	46.707	193.2	Pit In		<u>249.4</u>	<u>1:46.959</u>	
25	21.554	<u>159.1</u>	46.293	192.5	31.279	203.4	247.1	1:39.126		50									

RC 22	WRT 33 - AUDI R8 GT3									AUDI R8 GT3									
lap	Sect-1	Speed	Sect-2	Speed	Sect-3	Speed	TopSpeed	laptime	pit	lap	Sect-1	Speed	Sect-2	Speed	Sect-3	Speed	Topspeed	laptime	pit
1	Pit Out	108.9	53.956	176.2	37.322	195.3	208.5	<u>1:58.225</u>		24	23.002	158.6	47.757	188.8	32.819	200.0	250.0	1:43.578	
2	25.162	146.1	54.119	179.7	38.014	180.9	226.9	1:57.295		25	23.118	159.5	47.972	<u>192.2</u>	33.128	202.2	248.8	1:44.218	
3	25.903	143.2	49.972	184.0	35.272	197.8	247.1	1:51.147		26	23.459	158.6	48.248	191.2	33.299	195.3	249.4	1:45.006	
4	23.606	154.1	48.212	186.2	33.820	198.9	247.7	1:45.638		27	23.433	156.7	47.765	190.5	Pit In		251.7	<u>1:51.488</u>	
5	26.555	139.4	55.513	180.6	Pit In		189.1	<u>2:07.972</u>		28	Pit Out	152.3	47.806	188.8	32.828	199.6	247.7	<u>5:37.990</u>	
6	Pit Out	136.7	51.467	181.5	34.378	197.4	247.1	<u>6:05.509</u>		29	22.877	156.5	47.173	189.8	33.192	199.3	251.2	1:43.242	
7	23.430	153.0	52.831	175.9	Pit In		250.0	<u>1:58.656</u>		30	23.048	159.3	47.706	178.2	34.050	198.9	252.9	1:44.804	
8	Pit Out	143.8	50.810	183.7	33.350	199.6	243.8	<u>44:32.372</u>		31	23.136	<u>159.8</u>	47.066	190.1	32.603	200.0	<u>254.7</u>	1:42.805	
9	23.469	157.7	48.628	188.5	32.973	198.5	242.2	1:45.070		32	22.680	157.7	47.166	190.1	32.821	199.3	251.7	1:42.667	
10	22.604	157.4	47.566	188.5	1:09.180	190.5	252.9	<u>2:19.350</u>		33	22.714	158.1	46.975	187.5	32.637	<u>203.4</u>	250.6	1:42.326	
11	23.662	157.2	47.954	188.8	33.308	194.6	249.4	1:44.924		34	22.502	158.8	46.964	191.2	32.346	202.6	254.1	<u>1:41.812</u>	



GT-RACE Pre Season Test Days Curbstone Events

GT-RACE

15 - 16 March 2022


Runden und Sektor-Zeiten - Wednesday morning sessio

Hockenheim GP - 4574mtr.

12	22.968	159.1	47.630	188.5	32.596	200.0	248.3	1:43.194	35	22.772	157.7	<u>46.812</u>	190.5	<u>32.301</u>	200.4	253.5	1:41.885
13	22.716	157.4	47.590	190.5	32.757	201.5	248.8	1:43.063	36	22.767	157.9	47.133	191.2	Pit In		249.4	1:48.644
14	<u>22.487</u>	156.5	47.037	187.8	32.528	201.5	252.9	1:42.052	37	Pit Out	145.2	49.198	186.9	34.507	198.5	246.6	24:59.509
15	23.155	156.3	47.189	190.1	32.737	202.2	254.1	1:43.081	38	23.416	152.5	47.782	183.7	36.378	197.4	249.4	1:47.576
16	23.068	155.6	47.093	189.8	32.727	198.9	250.0	1:42.888	39	22.772	158.1	47.571	186.5	33.313	199.3	252.3	1:43.656
17	23.086	156.7	47.313	190.1	Pit In		251.2	<u>1:50.528</u>	40	22.829	157.4	47.674	191.8	32.964	200.4	251.2	1:43.467
18	Pit Out	153.2	49.914	190.1	34.941	198.2	239.5	<u>7:17.617</u>	41	22.672	156.7	48.270	189.8	33.283	200.0	254.1	1:44.225
19	23.288	159.5	48.145	181.5	33.730	199.3	252.3	1:45.163	42	22.928	153.0	47.608	189.1	33.511	202.2	252.3	1:44.047
20	23.089	159.3	47.100	191.5	33.718	198.5	251.7	1:43.907	43	23.981	147.9	48.473	190.8	33.882	201.1	248.8	1:46.336
21	22.964	157.4	49.031	189.1	33.234	200.4	252.9	1:45.229	44	22.579	157.0	47.422	188.2	32.901	201.9	250.6	1:42.902
22	22.999	156.5	47.388	190.1	32.888	199.6	250.6	1:43.275	45	24.264	152.3	48.045	188.8	Pit In		249.4	1:59.721
23	23.067	158.6	47.618	191.2	33.212	201.9	250.0	1:43.897	46								

RC 46 WRT 46 - AUDI R8 GT3										AUDI R8 GT3									
lap	Sect-1	Speed	Sect-2	Speed	Sect-3	Speed	TopSpeed	laptme	pit	lap	Sect-1	Speed	Sect-2	Speed	Sect-3	Speed	Topspeed	laptme	pit
1	Pit Out	129.5	51.056	185.2	35.352	197.4	233.8	1:48.448		20	22.541	<u>158.4</u>	47.502	189.1	32.285	200.0	<u>255.9</u>	1:42.328	
2	24.798	141.2	50.014	187.2	33.701	199.3	249.4	1:48.513		21	22.418	158.1	48.464	189.1	32.561	203.4	250.6	1:43.443	
3	23.681	136.4	48.247	189.1	33.031	200.0	244.3	1:44.959		22	22.266	151.7	1:16.668	165.9	Pit In		246.0	2:24.665	
4	23.091	152.5	47.755	188.8	32.434	201.5	246.6	1:43.280		23	Pit Out	152.3	49.094	183.7	33.005	200.7	244.3	39:16.062	
5	22.803	151.9	47.093	190.1	32.306	201.1	246.0	1:42.202		24	22.562	156.3	47.522	<u>193.9</u>	32.382	200.7	247.1	1:42.466	
6	22.735	156.5	47.157	186.9	32.055	202.2	245.5	1:41.947		25	22.405	153.2	47.472	191.5	31.954	202.6	247.1	1:41.831	
7	22.291	155.8	46.727	192.9	32.069	201.5	252.3	1:41.087		26	22.191	157.2	47.069	191.8	31.947	<u>204.9</u>	247.1	1:41.207	
8	22.442	155.8	47.564	192.2	Pit In		246.6	1:48.818		27	22.164	155.8	46.914	191.5	32.026	203.4	247.7	1:41.104	
9	Pit Out	145.0	48.809	188.5	33.847	199.6	248.3	<u>3:42.947</u>		28	22.084	156.1	47.167	191.8	31.743	203.4	246.6	1:40.994	
10	23.020	157.0	48.225	188.2	33.246	201.1	250.6	1:44.491		29	22.186	157.0	47.017	190.8	32.051	201.9	247.1	1:41.254	
11	22.709	154.5	47.830	190.8	32.557	202.2	247.7	1:43.096		30	22.612	153.2	49.248	188.5	Pit In		247.7	1:49.385	
12	22.432	156.5	49.071	187.2	46.398	196.0	249.4	1:57.901		31	Pit Out	153.0	47.740	192.2	32.215	203.0	246.0	23:20.920	
13	23.002	157.9	49.193	191.8	32.526	201.9	247.7	1:44.721		32	22.429	157.0	47.003	192.2	33.160	201.9	249.4	1:42.592	
14	22.583	157.2	52.588	185.6	Pit In		248.3	<u>1:54.161</u>		33	22.488	156.5	47.692	191.5	32.989	203.0	246.6	1:43.169	
15	Pit Out	153.6	48.547	189.8	32.374	202.2	243.8	<u>41:09.327</u>		34	22.190	157.2	47.106	193.5	31.753	204.5	246.6	1:41.049	
16	22.451	156.1	48.057	192.2	32.220	201.9	245.5	1:42.728		35	21.920	157.2	46.689	193.5	31.666	202.6	247.7	<u>1:40.275</u>	
17	22.617	156.3	48.059	189.1	32.625	200.7	250.0	1:43.301		36	22.244	155.6	46.509	192.2	<u>31.530</u>	204.2	247.1	1:40.283	
18	22.331	156.3	48.154	192.5	32.164	203.0	248.3	1:42.649		37	22.069	<u>158.4</u>	<u>46.483</u>	192.5	31.748	201.9	247.7	1:40.300	
19	22.392	156.3	47.522	<u>193.9</u>	33.269	200.0	250.0	1:43.183		38	<u>21.866</u>	<u>158.4</u>	46.600	193.2	Pit In		246.6	1:55.783	

RC 5 HRT 5 - MERCEDES AMG GT3										MERCEDES AMG GT3									
lap	Sect-1	Speed	Sect-2	Speed	Sect-3	Speed	TopSpeed	laptme	pit	lap	Sect-1	Speed	Sect-2	Speed	Sect-3	Speed	Topspeed	laptme	pit
1	Pit Out	138.8	51.189	185.9	33.549	198.2	248.8	1:46.522		21	22.086	155.8	46.697	192.2	31.570	203.0	249.4	1:40.353	
2	23.155	157.7	47.539	190.5	32.774	200.4	<u>253.5</u>	1:43.468		22	22.157	156.7	48.831	191.5	32.195	203.0	248.3	1:43.183	
3	22.804	156.3	52.326	186.9	33.177	200.4	244.3	1:48.307		23	22.595	157.7	46.523	191.2	32.232	201.5	247.7	1:41.350	
4	22.848	156.5	49.148	189.5	Pit In		252.9	<u>1:52.610</u>		24	22.554	156.1	47.557	191.2	Pit In		251.7	1:48.048	
5	Pit Out	145.0	48.507	189.1	33.105	200.7	243.8	<u>46:11.728</u>		25	Pit Out	152.3	47.912	188.8	40.018	204.2	243.2	7:21.151	
6	22.882	156.7	48.237	190.8	32.547	199.6	247.7	1:43.666		26	21.789	158.6	<u>45.881</u>	193.2	<u>31.287</u>	204.2	246.6	<u>1:38.957</u>	
7	22.505	157.9	46.911	188.8	32.786	197.8	247.1	1:42.202		27	<u>21.741</u>	158.8	45.948	192.2	31.304	<u>204.9</u>	247.1	1:38.993	
8	22.853	157.2	46.859	190.5	32.345	200.0	248.3	1:42.057		28	22.939	154.5	46.660	193.2	31.931	204.5	247.1	1:41.530	
9	22.624	158.4	47.168	191.5	32.674	199.6	246.6	1:42.466		29	21.856	158.1	47.561	188.2	Pit In		246.0	1:48.365	
10	22.441	157.4	57.304	182.1	Pit In		249.4	<u>2:01.079</u>		30	Pit Out	149.2	48.199	188.2	32.515	200.4	242.7	22:09.055	
11	Pit Out	153.6	47.726	189.1	31.953	201.1	244.9	<u>6:32.016</u>		31	22.738	155.2	47.243	189.8	39.792	201.1	247.1	1:49.773	
12	22.499	<u>160.0</u>	46.824	187.2	31.860	202.2	247.1	1:41.183		32	22.907	154.5	47.339	190.8	33.065	201.5	247.1	1:43.311	
13	22.138	158.1	46.377	<u>193.5</u>	32.429	201.5	248.8	1:40.944		33	22.444	155.4	47.332	189.8	33.338	200.7	247.7	1:43.114	



GT-RACE Pre Season Test Days

Curbstone Events

GT-RACE

15 - 16 March 2022

Runden und Sektor-Zeiten - Wednesday morning sessio

Hockenheim GP - 4574mtr.

14	22.315	158.1	47.002	192.9	31.761	200.7	246.6	1:41.078	34	22.433	157.4	47.031	189.8	32.416	200.4	247.1	1:41.880
15	22.222	157.2	46.560	192.2	31.804	201.1	249.4	1:40.586	35	22.282	158.1	47.872	184.9	33.019	201.1	248.3	1:43.173
16	22.116	157.0	46.320	<u>193.5</u>	31.671	201.9	251.7	1:40.107	36	22.573	155.2	48.292	191.2	32.642	201.5	247.1	1:43.507
17	22.109	157.7	46.672	192.5	Pit In		247.7	1:49.711	37	22.658	156.5	46.782	188.5	32.413	203.0	247.1	1:41.853
18	Pit Out	155.8	47.397	191.2	32.255	201.5	242.2	9:55.869	38	22.267	157.7	46.769	191.8	32.183	201.5	245.5	1:41.219
19	22.423	158.1	46.526	192.5	32.006	202.2	247.7	1:40.955	39	22.680	156.3	47.592	188.2	Pit In		246.6	1:51.923
20	22.028	155.4	46.584	192.5	31.710	201.9	247.7	1:40.322	40								

RC1 50	GARAGE 59 159 - MCLaren 720S GT3									MCLaren 720S GT3									
lap	Sect-1	Speed	Sect-2	Speed	Sect-3	Speed	TopSpeed	laptime	pit	lap	Sect-1	Speed	Sect-2	Speed	Sect-3	Speed	Topspeed	laptime	pit
1	Pit Out	133.2	52.949	179.7	Pit In		222.7	1:55.547		23	22.318	155.8	46.965	190.1	32.785	200.0	252.3	1:42.068	
2	Pit Out	154.7	48.952	187.5	32.779	197.8	240.0	3:29.116		24	22.153	154.1	46.729	191.2	31.956	198.5	248.8	1:40.838	
3	22.606	155.4	47.607	185.6	32.491	198.2	246.6	1:42.704		25	22.052	153.6	46.939	192.5	32.118	200.0	250.0	1:41.109	
4	22.596	155.4	48.862	186.9	32.193	198.9	244.3	1:43.651		26	21.985	154.3	46.860	191.2	31.952	200.0	251.2	1:40.797	
5	22.356	152.1	47.522	188.5	32.161	196.4	261.5	1:42.039		27	21.984	154.1	46.826	190.8	31.994	199.6	251.2	1:40.804	
6	22.304	156.3	47.022	190.5	32.280	198.2	256.5	1:41.606		28	22.058	157.0	47.100	190.1	32.276	197.4	255.9	1:41.434	
7	22.165	154.3	47.249	186.9	33.852	193.9	<u>265.4</u>	1:43.266		29	22.263	155.4	47.183	188.5	32.167	199.6	248.3	1:41.613	
8	22.666	157.0	50.140	188.5	33.134	197.1	255.9	1:45.940		30	22.144	155.8	46.857	188.8	32.050	199.6	250.0	1:41.051	
9	23.530	147.3	53.104	190.5	Pit In		193.2	1:58.664		31	22.196	157.4	47.021	190.5	Pit In		251.2	1:44.983	
10	Pit Out	143.4	50.354	187.2	33.173	195.7	235.8	44:28.535		32	Pit Out	155.2	47.812	188.8	32.778	199.3	249.4	4:19.496	
11	22.562	155.8	47.520	184.9	32.290	198.9	250.0	1:42.372		33	22.278	155.4	47.489	189.5	32.492	200.7	252.9	1:42.259	
12	22.646	156.3	47.502	186.5	32.038	200.4	257.1	1:42.186		34	22.045	154.9	46.957	190.5	Pit In		249.4	1:47.584	
13	21.855	158.4	47.055	188.2	32.488	196.4	252.9	1:41.398		35	Pit Out	154.3	48.636	189.1	32.658	198.2	246.0	18:10.170	
14	22.825	157.0	46.904	189.1	32.126	200.0	251.7	1:41.855		36	22.454	157.7	47.575	192.2	32.053	200.4	246.0	1:42.082	
15	22.011	159.1	47.148	188.5	Pit In		260.9	1:50.048		37	22.163	159.1	46.673	191.8	31.944	200.0	248.3	1:40.780	
16	Pit Out	143.4	53.152	192.5	32.367	199.6	194.9	10:34.038		38	22.001	159.1	46.504	192.5	32.212	201.5	247.1	1:40.717	
17	<u>21.487</u>	159.1	46.050	191.2	32.269	199.6	252.9	1:39.806		39	22.278	<u>159.3</u>	46.362	192.9	33.795	201.1	248.8	1:42.435	
18	22.268	157.0	48.532	<u>193.9</u>	31.863	198.2	254.1	1:42.663		40	22.079	157.9	46.315	193.2	31.845	200.7	252.9	1:40.239	
19	21.749	155.4	46.381	192.2	<u>31.314</u>	<u>202.2</u>	249.4	1:39.444		41	22.023	157.7	46.438	189.8	31.863	201.5	252.3	1:40.324	
20	21.574	157.7	<u>45.974</u>	192.9	31.773	197.8	249.4	<u>1:39.321</u>		42	22.042	158.4	46.320	192.9	32.521	<u>202.2</u>	253.5	1:40.883	
21	21.581	159.1	46.228	193.2	Pit In		250.6	1:51.440		43	22.231	158.4	47.323	189.5	Pit In		254.7	1:53.684	
22	Pit Out	153.6	47.638	189.5	32.511	195.7	256.5	14:42.891		44									

RC1 89	GARAGE 59 188 - MCLaren 720S GT3									MCLaren 720S GT3									
lap	Sect-1	Speed	Sect-2	Speed	Sect-3	Speed	TopSpeed	laptime	pit	lap	Sect-1	Speed	Sect-2	Speed	Sect-3	Speed	Topspeed	laptime	pit
1	Pit Out	116.6	52.628	183.7	Pit In		238.4	1:51.21.211		5	23.688	<u>155.4</u>	50.366	182.1	33.863	198.2	<u>252.3</u>	1:47.917	
2	Pit Out	112.4	1:05.723	179.1	Pit In		121.9	24:22.251		6	23.666	154.1	47.674	<u>189.8</u>	42.677	196.4	249.4	1:54.017	
3	Pit Out	140.3	56.041	157.9	Pit In		168.5	3:05.595		7	23.086	149.8	<u>47.553</u>	189.5	<u>32.913</u>	<u>199.6</u>	246.0	<u>1:43.552</u>	
4	Pit Out	149.6	49.074	187.8	33.761	198.2	244.9	2:48.589		8	<u>22.918</u>	153.8	48.454	178.8	Pit In		245.5	1:51.790	

RC7 77	HRT 777 - MERCEDES AMG GT3									MERCEDES AMG GT3									
lap	Sect-1	Speed	Sect-2	Speed	Sect-3	Speed	TopSpeed	laptime	pit	lap	Sect-1	Speed	Sect-2	Speed	Sect-3	Speed	Topspeed	laptime	pit
1	Pit Out	151.0	51.354	175.6	35.225	199.3	244.3	1:48.704		17	21.869	156.7	46.664	191.8	31.429	201.9	249.4	1:39.962	
2	23.115	144.0	49.396	192.2	Pit In		250.6	1:58.261		18	21.723	158.4	46.164	196.0	31.102	203.4	251.2	1:38.989	
3	Pit Out	99.8	1:22.017	116.3	Pit In		125.7	50:08.445		19	21.513	<u>159.3</u>	46.225	194.6	31.309	203.8	252.3	1:39.047	
4	Pit Out	155.6	48.708	189.8	33.619	202.2	234.3	7:27.815		20	21.609	158.4	47.749	193.9	Pit In		253.5	1:47.628	
5	22.453	150.6	47.317	194.2	31.563	203.4	250.6	1:41.333		21	Pit Out	153.4	46.697	193.9	35.862	203.0	246.6	6:07.484	
6	22.048	157.4	48.622	194.2	33.280	202.6	252.3	1:43.950		22	21.658	156.3	46.294	193.5	31.570	201.9	250.6	1:39.522	
7	21.774	157.4	47.402	195.3	31.564	203.4	248.3	1:40.740		23	21.785	157.4	46.392	193.9	31.584	203.0	247.7	1:39.761	
8	21.790	158.1	47.329	190.1	31.496	202.2	251.2	1:40.615		24	21.904	157.0	46.409	194.6	31.605	201.9	249.4	1:39.918	
9	21.813	156.3	47.311	194.9	31.181	204.2	250.0	1:40.305		25	21.746	157.9	46.379	194.2	31.299	203.8	250.6	1:39.424	



GT-RACE Pre Season Test Days Curbstone Events

GT-RACE

15 - 16 March 2022

Runden und Sektor-Zeiten - Wednesday morning sessio

Hockenheim GP - 4574mtr.

10	21.856	157.4	46.740	194.2	31.294	203.0	251.7	1:39.890	26	21.693	157.0	46.473	193.2	36.014	204.2	248.8	1:44.180
11	22.233	155.8	46.704	193.9	32.756	201.1	250.0	1:41.693	27	21.752	152.8	47.199	193.2	Pit In		248.3	1:46.696
12	21.741	156.7	46.829	194.9	Pit In		251.7	1:49.129	28	Pit Out	154.7	46.379	192.5	30.939	<u>205.7</u>	243.8	21:44.855
13	Pit Out	157.2	47.816	188.8	32.799	203.0	244.9	6:14.483	29	<u>21.378</u>	157.0	<u>45.647</u>	<u>197.4</u>	<u>30.564</u>	205.3	250.6	<u>1:37.589</u>
14	21.835	155.4	47.888	189.1	31.543	202.6	252.3	1:41.266	30	21.574	156.7	51.551	187.2	35.693	201.9	<u>255.3</u>	1:48.818
15	21.685	157.9	46.788	194.2	31.557	203.0	248.8	1:40.030	31	21.542	156.1	46.019	189.8	31.152	202.2	250.0	1:38.713
16	21.545	158.6	46.467	194.9	32.124	201.9	248.8	1:40.136	32	21.636	157.9	46.141	195.7	Pit In		250.6	1:45.783