



Preis der Stadt Stuttgart-Auftakt  
Motorsport Club Stuttgart e.V.

DMSB 56/18



Youngtimer Trophy A

13 - 15 April 2018

Runden und Sektoren Zeiten - Zeittraining 1

Hockenheim GP - 4574 mtr.

2		Heiden-Heiden						Ford Escort RS 2000											
lap	Sect-1	Speed	Sect-2	Speed	Sect-3	Speed	TopSpeed	laptime	pit	lap	Sect-1	Speed	Sect-2	Speed	Sect-3	Speed	Topspeed	laptime	pit
1	Out		1:22.061	122.2	54.546		133.2	2:54.655		5	32.209		<u>1:09.326</u>	128.0	48.235		<u>186.9</u>	<u>2:29.770</u>	
2	33.996		1:17.389	116.6	53.659		127.5	2:45.044		6	32.410		1:09.862	127.5	48.218		186.5	2:30.490	
3	33.970		1:10.263	128.3	48.971		162.7	2:33.204		7	33.553		1:09.338	<u>132.4</u>	<u>47.458</u>		185.2	2:30.349	
4	32.646		1:10.399	128.7	48.986		186.2	2:32.031		8									

18		Karl Eduard Reinders						Renault R 5 Alpine											
lap	Sect-1	Speed	Sect-2	Speed	Sect-3	Speed	TopSpeed	laptime	pit	lap	Sect-1	Speed	Sect-2	Speed	Sect-3	Speed	Topspeed	laptime	pit
1	Out		1:21.826	121.6	56.143		118.9	2:56.664		4	35.861		1:17.005	120.1	53.679		157.2	2:46.545	
2	37.345		1:17.363	123.1	52.420		153.2	2:47.128		5	35.475		<u>1:16.132</u>	121.1	<u>52.192</u>		161.2	2:43.799	
3	36.548		1:22.407	119.9	55.467		113.4	2:54.422		6	35.878		1:16.187	118.4			149.6	2:57.888	

36		Wilhelm Vinke						Opel Kadett B 1900											
lap	Sect-1	Speed	Sect-2	Speed	Sect-3	Speed	TopSpeed	laptime	pit	lap	Sect-1	Speed	Sect-2	Speed	Sect-3	Speed	Topspeed	laptime	pit
1	Out		1:17.879	123.6	50.251		138.1	2:45.237		5	31.261		<u>1:05.834</u>	139.4	47.209		200.4	2:24.304	
2	33.560		1:10.721	136.5	47.562		184.9	2:31.843		6	31.241		1:07.085	133.5	47.315		185.9	2:25.641	
3	32.038		1:06.950	<u>140.8</u>	47.222		193.2	2:26.210		7	31.038		1:06.535	140.1	<u>46.218</u>		185.9	<u>2:23.791</u>	
4	<u>30.963</u>		1:06.178	<u>140.8</u>	47.124		<u>203.0</u>	2:24.265		8	32.665		1:17.420	130.3	50.481		135.3	2:40.566	

37		Jürgen Weber						BMW 2002											
lap	Sect-1	Speed	Sect-2	Speed	Sect-3	Speed	TopSpeed	laptime	pit	lap	Sect-1	Speed	Sect-2	Speed	Sect-3	Speed	Topspeed	laptime	pit
1	Out		1:26.346	112.3	57.519		118.4	3:05.830		5	36.245		1:16.884	120.4	<u>52.420</u>		150.0	2:45.549	
2	39.576		1:27.697	100.7	57.391		101.8	3:04.664		6	36.316		<u>1:15.747</u>	<u>124.6</u>	53.248		154.7	2:45.311	
3	41.208		1:20.287	121.2	52.471		134.2	2:53.966		7	37.918		1:17.798	120.8	53.819		145.2	2:49.535	
4	<u>35.396</u>		1:18.666	116.6	54.058		<u>158.8</u>	2:48.120		8									


39		Wolfgang Schuster						BMW 2002											
lap	Sect-1	Speed	Sect-2	Speed	Sect-3	Speed	TopSpeed	laptime	pit	lap	Sect-1	Speed	Sect-2	Speed	Sect-3	Speed	Topspeed	laptime	pit
1	Out		1:23.855	114.9	56.904		119.6	2:57.416		5	33.431		1:12.177	127.5	49.582		159.5	2:35.190	
2	33.407		1:32.653	125.1	50.969		155.4	2:57.029		6	33.056		1:11.364	127.5	48.993		171.7	2:33.413	
3	34.315		1:17.155	127.7	49.781		108.7	2:41.251		7	33.113		1:11.296	122.3	49.636		177.0	2:34.045	
4	<u>33.040</u>		1:12.717	<u>129.2</u>	49.147		174.2	2:34.904		8	33.188		<u>1:10.458</u>	125.4	<u>48.990</u>		177.6	<u>2:32.636</u>	

42		Thomas Henningsen						BMW 2002ti											
lap	Sect-1	Speed	Sect-2	Speed	Sect-3	Speed	TopSpeed	laptime	pit	lap	Sect-1	Speed	Sect-2	Speed	Sect-3	Speed	Topspeed	laptime	pit
1	Out		1:26.359	121.3	54.614		104.4	2:57.484		4	<u>33.527</u>		<u>1:11.827</u>	<u>127.4</u>	51.449		<u>172.0</u>	<u>2:36.803</u>	
2	36.501		1:19.647	118.3	52.086		139.7	2:48.234		5	36.301		1:26.634	95.7			122.9	3:09.520	
3	35.661		1:14.247	126.8	<u>50.547</u>		146.5	2:40.455		6									

60		Bellersheim-Bellersheim						Ford Escort RS2000 Mk1											
lap	Sect-1	Speed	Sect-2	Speed	Sect-3	Speed	TopSpeed	laptime	pit	lap	Sect-1	Speed	Sect-2	Speed	Sect-3	Speed	Topspeed	laptime	pit
1	Out		1:20.252	122.9	50.782		135.8	2:48.603		5	33.867		1:10.631	121.1	48.772		175.6	2:33.270	
2	34.949		1:11.561	128.7	49.777		155.8	2:36.287		6	31.650		<u>1:09.176</u>	132.4	50.247		183.1	2:31.073	
3	32.793		1:11.258	128.9	50.281		164.1	2:34.332		7	33.412		1:17.384	<u>132.8</u>	<u>47.371</u>		151.9	2:38.167	
4	<u>31.389</u>		1:10.529	120.3	48.567		<u>183.7</u>	<u>2:30.485</u>		8									

63		Patrick Peeters						FORD ESCORT RS 2000											
lap	Sect-1	Speed	Sect-2	Speed	Sect-3	Speed	TopSpeed	laptime	pit	lap	Sect-1	Speed	Sect-2	Speed	Sect-3	Speed	Topspeed	laptime	pit
1								2:26.274		4								2:26.189	
2								2:26.096		5								2:27.201	
3								<u>2:25.640</u>		6								2:28.345	

105		Rung-Moldenhauer						Porsche 924											
lap	Sect-1	Speed	Sect-2	Speed	Sect-3	Speed	TopSpeed	laptime	pit	lap	Sect-1	Speed	Sect-2	Speed	Sect-3	Speed	Topspeed	laptime	pit
1								9:05.427		3								3:06.411	
2								3:07.025		4									





Preis der Stadt Stuttgart-Auftakt  
Motorsport Club Stuttgart e.V.

DMSB 56/18

**DMSB**

Youngtimer Trophy A

13 - 15 April 2018

Runden und Sektoren Zeiten - Zeittraining 1

Hockenheim GP - 4574 mtr.

130 Stelberg-Stelberg									VW Polo 86										
lap	Sect-1	Speed	Sect-2	Speed	Sect-3	Speed	TopSpeed	laptime	pit	lap	Sect-1	Speed	Sect-2	Speed	Sect-3	Speed	Topspeed	laptime	pit
1	Out		1:28.072	116.0	53.848		117.3	3:00.749		5	Out		1:16.432	122.7	51.392		162.4	4:11.838	
2	32.968		1:13.837	124.6	<u>49.219</u>		175.6	2:36.024		6	34.410		1:14.665	125.3	49.860		163.1	2:38.935	
3	<u>31.980</u>		<u>1:10.620</u>	<u>130.0</u>	49.470		176.2	<u>2:32.070</u>		7	35.660		1:14.447	125.9	52.316		164.1	2:42.423	
4	34.151		1:11.192	129.5			<u>178.2</u>	2:42.698		8									

133 Marco keul									audi audi50										
lap	Sect-1	Speed	Sect-2	Speed	Sect-3	Speed	TopSpeed	laptime	pit	lap	Sect-1	Speed	Sect-2	Speed	Sect-3	Speed	Topspeed	laptime	pit
1	Out		1:26.707	107.0	52.987		111.2	2:55.924		5	<u>31.419</u>		1:13.650	90.8	49.323		173.6	2:34.392	
2	36.629		1:23.936	112.1	50.278		127.7	2:50.843		6	31.557		1:08.738	124.9	48.358		173.1	2:28.653	
3	32.250		1:09.183	126.9	47.329		173.4	2:28.762		7	32.053		<u>1:08.316</u>	<u>127.7</u>	47.024		173.9	2:27.393	
4	32.037		1:10.166	123.1	47.426		<u>175.0</u>	2:29.629		8	31.522		1:08.840	125.4	<u>46.847</u>		173.6	<u>2:27.209</u>	

140 Bernd Runkel									VW POLO										
lap	Sect-1	Speed	Sect-2	Speed	Sect-3	Speed	TopSpeed	laptime	pit	lap	Sect-1	Speed	Sect-2	Speed	Sect-3	Speed	Topspeed	laptime	pit
1	Out		1:26.881	120.7	54.901		114.5	2:57.512		5	<u>32.748</u>		1:11.825	127.2	49.914		176.2	2:34.487	
2	35.249		1:16.977	116.0	51.912		165.1	2:44.138		6	32.756		<u>1:10.549</u>	128.4	50.024		<u>176.8</u>	<u>2:33.329</u>	
3	34.229		1:12.316	122.4	52.481		161.2	2:39.026		7	41.537		1:23.617	125.3			100.5	3:20.145	
4	34.676		1:13.319	<u>129.3</u>	<u>49.380</u>		154.7	2:37.375		8									

150 Achim Rossmann									VW Golf 1 GTI										
lap	Sect-1	Speed	Sect-2	Speed	Sect-3	Speed	TopSpeed	laptime	pit	lap	Sect-1	Speed	Sect-2	Speed	Sect-3	Speed	Topspeed	laptime	pit
1	Out		1:27.193	125.0	54.018		111.0	2:59.631		4	33.959		1:13.954	128.1	<u>48.785</u>		164.4	2:36.698	
2	35.968		1:16.223	129.0	49.635		133.3	2:41.826		5	33.988		1:12.494	128.4	49.875		155.8	<u>2:36.357</u>	
3	33.675		1:13.852	119.6	51.202		157.7	2:38.729		6	<u>33.554</u>		<u>1:11.197</u>	<u>129.2</u>			177.6	3:11.045	

161 Christoph Renicke									Opel Kadett C GT/E										
lap	Sect-1	Speed	Sect-2	Speed	Sect-3	Speed	TopSpeed	laptime	pit	lap	Sect-1	Speed	Sect-2	Speed	Sect-3	Speed	Topspeed	laptime	pit
1	Out		1:17.455	134.8	48.742		154.7	2:43.673		5	31.145		1:07.748	135.8	47.283		192.5	2:26.176	
2	32.098		1:18.751	95.0	51.187		172.8	2:42.036		6	<u>30.863</u>		<u>1:05.405</u>	136.5	46.835		195.3	<u>2:23.103</u>	
3	33.569		1:08.746	<u>137.1</u>	49.489		192.2	2:31.804		7	32.705		1:06.247	133.3	<u>46.678</u>		191.8	2:25.630	
4	31.391		1:06.737	132.5	47.125		<u>196.0</u>	2:25.253		8	32.024		1:06.687	132.5	47.838		186.5	2:26.549	

164 Burkhard Bock									Opel Ascona B										
lap	Sect-1	Speed	Sect-2	Speed	Sect-3	Speed	TopSpeed	laptime	pit	lap	Sect-1	Speed	Sect-2	Speed	Sect-3	Speed	Topspeed	laptime	pit
1	Out		1:24.977	86.4	57.581		110.8	3:02.169		5	<u>32.717</u>		1:11.274	125.4	<u>48.755</u>		175.6	<u>2:32.746</u>	
2	38.204		1:14.957	120.4	51.249		154.3	2:44.410		6	32.796		1:10.676	124.1	49.381		175.6	2:32.853	
3	34.333		1:13.293	124.4	50.454		123.6	2:38.080		7	34.565		1:12.456	125.9	49.577		<u>176.8</u>	2:36.598	
4	34.836		1:13.724	122.7	49.537		161.2	2:38.097		8									

166 Brust-Leiendecker									Opel Kadett C Coupe										
lap	Sect-1	Speed	Sect-2	Speed	Sect-3	Speed	TopSpeed	laptime	pit	lap	Sect-1	Speed	Sect-2	Speed	Sect-3	Speed	Topspeed	laptime	pit
1	Out		1:24.810	126.0	54.235		114.4	2:56.850		5	34.061		1:11.481	132.5	47.849		172.2	2:33.391	
2	34.679		1:15.601	128.6	49.362		140.6	2:39.642		6	34.025		1:10.487	<u>134.7</u>	46.579		177.6	2:31.091	
3	33.590		1:13.235	131.5	49.304		135.0	2:36.129		7	33.202		1:11.575	132.7	48.749		171.2	2:33.526	
4	33.045		1:11.227	131.1	48.976		183.1	2:33.248		8	<u>32.084</u>		<u>1:08.608</u>	132.0	<u>45.919</u>		187.5	<u>2:26.611</u>	

169 Michael Nolte									Opel Kadett C Coupe										
lap	Sect-1	Speed	Sect-2	Speed	Sect-3	Speed	TopSpeed	laptime	pit	lap	Sect-1	Speed	Sect-2	Speed	Sect-3	Speed	Topspeed	laptime	pit
1	Out		1:13.000	133.3	48.576		151.7	2:32.870		5	31.134		1:06.188	135.5	46.048		180.9	2:23.370	
2	31.871		1:10.462	137.8	45.887		161.9	2:28.220		6	<u>30.140</u>		<u>1:03.937</u>	136.4	45.663		197.4	<u>2:19.740</u>	
3	31.431		1:05.434	137.9	45.003		<u>198.2</u>	2:21.868		7	33.216		1:19.633	115.3			121.5	2:53.012	
4	30.659		1:04.761	<u>138.6</u>	<u>44.507</u>		184.6	2:19.927		8									



Preis der Stadt Stuttgart-Auftakt  
Motorsport Club Stuttgart e.V.

DMSB 56/18



13 - 15 April 2018

Hockenheim GP - 4574 mtr.

Youngtimer Trophy A

Runden und Sektoren Zeiten - Zeittraining 1

170 Frank Ossenberger									FORD ESCORT RS 2000										
lap	Sect-1	Speed	Sect-2	Speed	Sect-3	Speed	TopSpeed	laptime	pit	lap	Sect-1	Speed	Sect-2	Speed	Sect-3	Speed	Topspeed	laptime	pit
1	Out		1:20.049	132.7	56.808		136.4	2:55.983		4	34.961		<u>1:09.930</u>	<u>134.3</u>	<u>48.311</u>		<u>189.5</u>	2:33.202	
2	37.106		1:15.866	130.6	52.321		119.9	2:45.293		5	<u>33.291</u>		1:10.604	131.4	49.125		178.2	<u>2:33.020</u>	
3	33.948		1:12.515	131.2	50.136		157.9	2:36.599		6	33.448		1:11.007	132.4			170.6	2:47.040	

171 Armin Frank									Opel Kadett										
lap	Sect-1	Speed	Sect-2	Speed	Sect-3	Speed	TopSpeed	laptime	pit	lap	Sect-1	Speed	Sect-2	Speed	Sect-3	Speed	Topspeed	laptime	pit
1	Out		1:26.243	114.5	57.603		109.6	3:05.377		4	34.136		1:14.093	119.5			153.0	2:51.164	
2	35.973		1:23.356	<u>137.6</u>	50.203		136.7	2:49.532		5	Out		1:10.194	135.5	48.064		<u>168.8</u>	5:47.612	
3	32.849		1:11.147	133.8	49.711		152.3	2:33.707		6	<u>32.650</u>		<u>1:09.933</u>	136.9	<u>47.336</u>		<u>168.8</u>	<u>2:29.919</u>	

174 Dieter Ohligschläger									Opel Kadett C GT/E										
lap	Sect-1	Speed	Sect-2	Speed	Sect-3	Speed	TopSpeed	laptime	pit	lap	Sect-1	Speed	Sect-2	Speed	Sect-3	Speed	Topspeed	laptime	pit
1	Out		1:27.537	111.9	54.491		111.0	3:01.302		5	33.716		<u>1:11.349</u>	<u>128.7</u>	<u>48.355</u>		<u>168.0</u>	<u>2:33.420</u>	
2	38.579		1:16.272	123.3	51.785		126.8	2:46.636		6	33.980		1:12.634	126.6	49.287		154.3	2:35.901	
3	33.464		1:15.177	125.0	51.411		147.1	2:40.052		7	<u>32.882</u>		1:13.629	128.4	49.873		153.6	2:36.384	
4	33.159		1:11.881	127.5	48.881		161.4	2:33.921		8	33.037		1:15.636	120.5	51.343		150.0	2:40.016	

176 Thomas Fröhlingdorf									Ford Escort										
lap	Sect-1	Speed	Sect-2	Speed	Sect-3	Speed	TopSpeed	laptime	pit	lap	Sect-1	Speed	Sect-2	Speed	Sect-3	Speed	Topspeed	laptime	pit
1	Out		1:19.217	126.3	56.339		147.9	2:55.576		4	31.897		1:11.068	134.2	48.126		173.4	2:31.091	
2	32.851		1:11.375	124.7	52.570		170.1	2:36.796		5	31.884		1:08.111	132.4	47.472		188.8	2:27.467	
3	<u>31.669</u>		1:09.440	131.2	48.503		179.7	2:29.612		6	31.948		<u>1:06.233</u>	<u>138.3</u>	<u>46.479</u>		<u>194.6</u>	<u>2:24.660</u>	


203 Zensen-Irnich									Porsche 924										
lap	Sect-1	Speed	Sect-2	Speed	Sect-3	Speed	TopSpeed	laptime	pit	lap	Sect-1	Speed	Sect-2	Speed	Sect-3	Speed	Topspeed	laptime	pit
1								2:46.409		3								2:41.789	
2								2:44.075		4								<u>2:38.363</u>	

204 Baltzer-Mang									Porsche 924										
lap	Sect-1	Speed	Sect-2	Speed	Sect-3	Speed	TopSpeed	laptime	pit	lap	Sect-1	Speed	Sect-2	Speed	Sect-3	Speed	Topspeed	laptime	pit
1	Out		1:25.569	105.7	57.695		111.7	3:02.400		5	35.495		1:15.568	122.3	51.967		151.3	2:43.030	
2	43.008		1:28.184	119.1	57.534		129.8	3:08.726		6	35.274		<u>1:14.147</u>	124.9	<u>51.837</u>		<u>159.1</u>	<u>2:41.258</u>	
3	44.236		1:29.808	119.7	57.251		109.4	3:11.295		7	<u>35.163</u>		1:16.610	<u>125.6</u>	52.008		138.5	2:43.781	
4	39.053		1:22.521	122.7	53.211		118.2	2:54.785		8									

207 Martin Brückner									Porsche 924										
lap	Sect-1	Speed	Sect-2	Speed	Sect-3	Speed	TopSpeed	laptime	pit	lap	Sect-1	Speed	Sect-2	Speed	Sect-3	Speed	Topspeed	laptime	pit
1	Out		1:29.290	112.0	53.602		110.0	3:03.319		5	36.565		1:16.201	115.4	51.982		148.1	2:44.748	
2	41.807		1:17.645	105.0	<u>51.155</u>		157.9	2:50.607		6	35.828		1:16.547	<u>116.8</u>	51.640		155.8	<u>2:44.015</u>	
3	<u>35.438</u>		1:21.092	116.3	55.370		141.9	2:51.900		7	36.265		1:16.702	113.0	52.325		147.3	2:45.292	
4	36.848		<u>1:15.829</u>	115.5	52.061		<u>158.1</u>	2:44.738		8									

320 Bitter-Flemes									RENAULT R 5 GT Turbo										
lap	Sect-1	Speed	Sect-2	Speed	Sect-3	Speed	TopSpeed	laptime	pit	lap	Sect-1	Speed	Sect-2	Speed	Sect-3	Speed	Topspeed	laptime	pit
1	Out		1:27.642	113.2	58.418		110.2	3:06.517		4	37.110		1:19.191	119.7	56.615		149.2	2:52.916	
2	37.632		1:21.230	122.7	59.003		144.8	2:57.865		5	<u>35.637</u>		<u>1:15.468</u>	122.6	<u>53.075</u>		<u>159.1</u>	<u>2:44.180</u>	
3	38.456		1:17.677	122.3	54.363		148.6	2:50.496		6	35.763		1:16.399	<u>123.7</u>			142.9	2:57.317	

334 Dr. Joachim Steidel									Suzuki Swift GTI										
lap	Sect-1	Speed	Sect-2	Speed	Sect-3	Speed	TopSpeed	laptime	pit	lap	Sect-1	Speed	Sect-2	Speed	Sect-3	Speed	Topspeed	laptime	pit
1	Out		1:28.401	107.8	58.706		113.0	3:06.409		4	<u>35.054</u>		1:17.663	113.1	53.192		160.2	2:45.909	
2	35.814		1:18.229	112.1	54.131		155.4	2:48.174		5	36.636		1:16.110	<u>119.1</u>	<u>51.533</u>		159.3	<u>2:44.279</u>	
3	37.074		1:25.150	117.0	53.281		118.4	2:55.505		6	35.444		<u>1:15.578</u>	115.0	53.283		<u>165.1</u>	2:44.305	





Preis der Stadt Stuttgart-Auftakt  
Motorsport Club Stuttgart e.V.

DMSB 56/18



Youngtimer Trophy A

13 - 15 April 2018

Runden und Sektoren Zeiten - Zeittraining 1

Hockenheim GP - 4574 mtr.

335 Frehmeyer-Fryre									Suzuki Swift GTI										
lap	Sect-1	Speed	Sect-2	Speed	Sect-3	Speed	TopSpeed	laptime	pit	lap	Sect-1	Speed	Sect-2	Speed	Sect-3	Speed	Topspeed	laptime	pit
1	Out		1:27.430	116.0	56.765		122.4	3:06.472		5	<u>35.549</u>		<u>1:16.759</u>	<u>122.0</u>	53.745		<u>157.4</u>	<u>2:46.053</u>	
2	38.453		1:27.391	115.0	56.988		114.8	3:02.832		6	36.339		1:17.998	116.8	55.053		148.6	2:49.390	
3	36.875		1:20.150	116.0	54.697		153.8	2:51.722		7	37.234		1:18.085	117.3	54.091		152.1	2:49.410	
4	37.620		1:18.571	118.4	<u>52.657</u>		153.0	2:48.848		8									

340 Peter Packbier									Toyota Corolla AE 86										
lap	Sect-1	Speed	Sect-2	Speed	Sect-3	Speed	TopSpeed	laptime	pit	lap	Sect-1	Speed	Sect-2	Speed	Sect-3	Speed	Topspeed	laptime	pit
1	Out		1:28.415	113.0	59.802		120.1	3:07.251		5	<u>35.402</u>		1:17.053	122.4			134.7	2:53.332	
2	35.806		1:16.966	117.6	54.972		149.4	2:47.744		6	Out		1:18.394	114.5	57.702		145.4	3:41.153	
3	36.779		1:32.801	119.5	53.010		110.5	3:02.590		7	36.191		<u>1:14.794</u>	122.6	51.370		<u>156.7</u>	<u>2:42.355</u>	
4	35.554		1:18.782	<u>122.9</u>	<u>51.194</u>		131.7	2:45.530		8									

341 Pürkner-Reindl									Toyota Corolla GT Coupe AE86										
lap	Sect-1	Speed	Sect-2	Speed	Sect-3	Speed	TopSpeed	laptime	pit	lap	Sect-1	Speed	Sect-2	Speed	Sect-3	Speed	Topspeed	laptime	pit
1	Out		1:21.924	124.4	51.121		132.2	2:50.619		5	<u>31.874</u>		1:08.191	127.4	47.569		182.1	<u>2:27.634</u>	
2	33.579		1:13.946	126.0	47.503		160.0	2:35.028		6	32.790		<u>1:08.073</u>	129.0	<u>47.347</u>		<u>183.7</u>	2:28.210	
3	32.533		1:11.969	126.8	48.297		167.4	2:32.799		7	35.437		1:19.128	111.3			138.3	2:56.827	
4	31.901		1:10.133	<u>130.0</u>	47.715		169.5	2:29.749		8									

342 Moser-Moser									VW Scirocco										
lap	Sect-1	Speed	Sect-2	Speed	Sect-3	Speed	TopSpeed	laptime	pit	lap	Sect-1	Speed	Sect-2	Speed	Sect-3	Speed	Topspeed	laptime	pit
1	Out		1:24.116	121.2	50.695		118.4	2:51.470		3	<u>33.605</u>		1:10.899	126.3	49.031		<u>183.7</u>	<u>2:33.535</u>	
2	34.057		1:13.292	126.9	<u>48.729</u>		170.3	2:36.078		4	35.370		<u>1:10.733</u>	<u>130.1</u>			172.8	2:51.468	


346 Helmut Schilles									Vw Golf										
lap	Sect-1	Speed	Sect-2	Speed	Sect-3	Speed	TopSpeed	laptime	pit	lap	Sect-1	Speed	Sect-2	Speed	Sect-3	Speed	Topspeed	laptime	pit
1	Out		1:28.118	123.0	56.531		128.0	3:03.098		5	32.726		1:10.612	127.7	48.578		173.9	2:31.916	
2	35.809		1:14.657	124.6	50.596		143.2	2:41.062		6	32.448		<u>1:09.427</u>	122.3	<u>47.652</u>		175.9	2:29.527	
3	34.082		1:13.032	124.3	50.820		158.8	2:37.934		7	<u>31.639</u>		1:09.549	<u>129.2</u>	47.983		<u>176.8</u>	<u>2:29.171</u>	
4	33.193		1:10.620	128.6	48.690		176.5	2:32.503		8									

352 Degner-Schmitz									Opel Kadett GSI 16V										
lap	Sect-1	Speed	Sect-2	Speed	Sect-3	Speed	TopSpeed	laptime	pit	lap	Sect-1	Speed	Sect-2	Speed	Sect-3	Speed	Topspeed	laptime	pit
1	Out		1:27.440	106.6	56.502		121.6	3:03.796		5	Out		1:15.115	116.6	53.327		166.7	4:08.568	
2	34.391		1:14.242	132.8	49.500		146.3	2:38.133		6	34.297		1:12.496	132.2	50.864		173.9	2:37.657	
3	<u>32.608</u>		<u>1:10.407</u>	132.5	<u>48.794</u>		<u>176.8</u>	<u>2:31.809</u>		7	34.562		1:11.477	<u>133.7</u>	49.893		171.2	2:35.932	
4	33.736		1:11.880	124.1			172.2	2:43.423		8									

354 Autenrieb-Rübsteck									Opel Kadett E										
lap	Sect-1	Speed	Sect-2	Speed	Sect-3	Speed	TopSpeed	laptime	pit	lap	Sect-1	Speed	Sect-2	Speed	Sect-3	Speed	Topspeed	laptime	pit
1	Out		1:36.226	92.9	1:07.072		109.9	3:22.817		4	43.186		1:30.789	<u>108.0</u>	1:04.882		126.3	3:18.857	
2	45.371		1:32.576	107.5	<u>1:02.694</u>		125.0	3:20.641		5	44.376		<u>1:29.709</u>	106.6	1:03.146		<u>137.2</u>	3:17.231	
3	43.528		1:30.770	104.3	1:03.383		124.4	3:17.681		6	<u>42.348</u>		1:30.487	106.1	1:03.361		130.3	<u>3:16.196</u>	

356 Zanders-Seidel									Opel Kadett E										
lap	Sect-1	Speed	Sect-2	Speed	Sect-3	Speed	TopSpeed	laptime	pit	lap	Sect-1	Speed	Sect-2	Speed	Sect-3	Speed	Topspeed	laptime	pit
1	Out		1:26.816	122.4	54.298		115.3	2:59.644		5	<u>32.692</u>		1:12.333	<u>134.5</u>	<u>49.637</u>		148.1	2:34.662	
2	36.006		1:14.057	129.2	50.507		160.0	2:40.570		6	33.260		<u>1:10.826</u>	131.4	50.166		176.2	<u>2:34.252</u>	
3	34.427		1:13.991	130.3	52.112		154.7	2:40.530		7	32.773		1:12.098	129.8	52.664		167.4	2:37.535	
4	33.806		1:12.984	133.0	49.800		158.1	2:36.590		8	33.654		1:11.458	130.4	50.366		<u>184.6</u>	2:35.478	

357 Ingolf De Clemente									Alfa Romeo Giulietta Super 2,0										
lap	Sect-1	Speed	Sect-2	Speed	Sect-3	Speed	TopSpeed	laptime	pit	lap	Sect-1	Speed	Sect-2	Speed	Sect-3	Speed	Topspeed	laptime	pit
1	Out		1:24.353	120.7	53.618		126.6	2:51.862		5	<u>33.459</u>		<u>1:11.573</u>	126.2	50.606		181.8	2:35.638	
2	38.642		1:16.952	123.7	52.190		152.8	2:47.784		6	34.228		1:11.925	<u>128.3</u>			183.4	2:46.368	





Preis der Stadt Stuttgart-Auftakt  
Motorsport Club Stuttgart e.V.

DMSB 56/18

**DMSB**

Youngtimer Trophy A

13 - 15 April 2018

Runden und Sektoren Zeiten - Zeittraining 1

Hockenheim GP - 4574 mtr.

3	35.007	1:17.456	126.8	51.047	119.1	2:43.510	7	Out	1:14.235	126.0	52.157	173.6	2:50.752
4	34.225	1:13.641	124.7	<u>50.487</u>	<u>184.0</u>	2:38.353	8						

358 Brügge-Klingelberger								VW Golf 2 16 V											
lap	Sect-1	Speed	Sect-2	Speed	Sect-3	Speed	TopSpeed	laptime	pit	lap	Sect-1	Speed	Sect-2	Speed	Sect-3	Speed	Topspeed	laptime	pit
1	Out		1:19.691	128.4	52.807		115.6	2:49.903		5	33.179		1:09.705	134.5	49.015		178.5	2:31.899	
2	35.715		1:11.104	129.3	50.206		170.6	2:37.025		6	32.828		1:09.269	135.3	<u>48.224</u>		179.7	2:30.321	
3	33.286		1:09.743	134.5	49.354		<u>183.4</u>	2:32.383		7	33.721		1:10.035	128.1	52.698		180.3	2:36.454	
4	33.306		1:09.542	134.5	48.599		<u>183.4</u>	2:31.447		8	<u>32.254</u>		1:08.709	<u>137.8</u>	48.669		182.4	<u>2:29.632</u>	

359 Koch-Koch								Opel Kadett E											
lap	Sect-1	Speed	Sect-2	Speed	Sect-3	Speed	TopSpeed	laptime	pit	lap	Sect-1	Speed	Sect-2	Speed	Sect-3	Speed	Topspeed	laptime	pit
1	Out		1:28.511	108.5	53.681		115.0	3:01.351		5	33.605		1:09.283	131.9	48.803		<u>185.6</u>	2:31.691	
2	35.379		1:17.071	117.8	53.095		148.8	2:45.545		6	33.307		1:11.258	132.0	<u>46.940</u>		172.8	2:31.505	
3	32.465		1:11.943	124.7			157.2	2:42.525		7	<u>32.446</u>		1:10.350	<u>134.0</u>	47.531		151.5	<u>2:30.327</u>	
4	Out		1:10.379	129.0	47.767		154.3	3:52.847		8									

361 Verhoeven-Pechtheyden								Opel Kadett E											
lap	Sect-1	Speed	Sect-2	Speed	Sect-3	Speed	TopSpeed	laptime	pit	lap	Sect-1	Speed	Sect-2	Speed	Sect-3	Speed	Topspeed	laptime	pit
1	Out		1:29.388	107.9	59.491		116.4	3:06.919		5	35.931		1:14.496	120.5	52.161		164.9	2:42.588	
2	<u>34.022</u>		1:24.772	124.0	51.373		161.7	2:50.167		6	34.079		1:13.639	<u>126.2</u>	51.068		<u>170.1</u>	2:38.786	
3	34.585		1:13.720	125.3	52.732		164.6	2:41.037		7	34.984		<u>1:12.893</u>	120.0	<u>50.408</u>		169.8	<u>2:38.285</u>	
4	34.831		1:38.759	84.7	51.599		169.5	3:05.189		8									

362 Schwarz-Tillmanns								Opel Kadett E GSI 16V											
lap	Sect-1	Speed	Sect-2	Speed	Sect-3	Speed	TopSpeed	laptime	pit	lap	Sect-1	Speed	Sect-2	Speed	Sect-3	Speed	Topspeed	laptime	pit
1	Out		1:30.199	112.7	55.609		116.0	3:06.981		5	33.278		1:12.792	121.6			178.5	2:45.708	
2	36.910		1:19.246	120.7	55.810		140.1	2:51.966		6	Out		1:21.791	115.4	56.165		147.7	4:42.832	
3	35.877		1:14.409	124.1	50.240		165.6	2:40.526		7	39.881		1:20.839	118.4	55.000		148.6	2:55.720	
4	<u>33.266</u>		<u>1:11.784</u>	<u>132.7</u>	<u>48.832</u>		<u>180.0</u>	<u>2:33.882</u>		8									

365 Norbert Peters								Volkswagen Scirocco 53b											
lap	Sect-1	Speed	Sect-2	Speed	Sect-3	Speed	TopSpeed	laptime	pit	lap	Sect-1	Speed	Sect-2	Speed	Sect-3	Speed	Topspeed	laptime	pit
1	Out		1:28.999	113.2	1:00.795		113.1	3:08.417		4	35.982		1:18.331	104.7	59.798		166.9	2:54.111	
2	39.035		1:17.726	119.5	51.397		150.4	2:48.158		5	35.467		1:15.234	120.8	51.691		154.5	2:42.392	
3	34.316		1:15.068	126.0	51.280		153.0	2:40.664		6	<u>34.088</u>		<u>1:11.509</u>	<u>126.8</u>	49.715		179.1	<u>2:35.312</u>	

369 Rafael Roscher								VW Golf 2 16V											
lap	Sect-1	Speed	Sect-2	Speed	Sect-3	Speed	TopSpeed	laptime	pit	lap	Sect-1	Speed	Sect-2	Speed	Sect-3	Speed	Topspeed	laptime	pit
1	Out		1:20.618	125.7	51.619		140.1	2:50.467		5	<u>31.965</u>		1:12.048	131.5			168.2	2:39.999	
2	33.140		1:14.566	131.1	48.777		156.1	2:36.483		6	Out		1:11.439	129.3	48.881		<u>180.3</u>	4:17.589	
3	32.098		<u>1:11.030</u>	<u>134.2</u>	<u>48.354</u>		175.0	<u>2:31.482</u>		7	32.326		1:11.806	131.7	48.970		174.2	2:33.102	
4	32.371		1:11.884	107.8	51.946		168.8	2:36.201		8									

378 Unverhau-Hartwig								Opel Kadett GSI											
lap	Sect-1	Speed	Sect-2	Speed	Sect-3	Speed	TopSpeed	laptime	pit	lap	Sect-1	Speed	Sect-2	Speed	Sect-3	Speed	Topspeed	laptime	pit
1	Out		1:27.841	120.5	55.760		135.7	3:00.895		4	36.732		<u>1:16.129</u>	124.7	<u>52.050</u>		159.1	<u>2:44.911</u>	
2	38.268		1:29.631	123.1	53.736		130.3	3:01.635		5	35.466		1:17.472	<u>128.4</u>	53.418		<u>163.1</u>	2:46.356	
3	35.492		1:17.871	121.6	52.199		<u>163.1</u>	2:45.562		6	<u>35.131</u>		1:21.975	121.3	54.382		154.1	2:51.488	