



Preis der Stadt Magdeburg

MCS Stuttgart

Youngtimer Touring Car Challenge - Rennen 6 (R1)

06 - 09 July 2012

Runden und Sector Zeiten -

Oschersleben - 3696 mtr.

3 Benoist Deloison					BMW 315						
1	53.443	48.492	39.141	138.1	2:21.076	8	51.608	49.435	41.080	139.4	2:22.123
2	50.898	48.668	39.004	139.4	2:18.570	9	52.316	50.005	41.897	134.5	2:24.218
3	51.277	50.172	40.321	137.1	2:21.770	10	51.974	49.274	38.983	140.3	2:20.231
4	50.561	50.963	39.864	138.1	2:21.388	11	51.720	50.036	39.792	136.4	2:21.548
5	50.590	51.255	40.353	133.3	2:22.198	12	50.491	46.944	38.178	140.1	2:15.613
6	51.177	50.331	39.859	139.4	2:21.367	13	51.326	48.584	39.150	137.6	2:19.060
7	52.522	51.075	39.548	137.9	2:23.145	14	51.341	48.548	39.091	133.8	2:18.980

12 Jack China					Porsche 964 3,0l						
1	50.916	43.997	31.824	153.2	2:09.737	7	46.421	46.674	38.460	151.5	2:11.555
2	46.960	43.242	34.941	151.5	2:05.143	8	47.206	46.343	36.348	153.8	2:09.897
3	45.239	44.347	35.090	153.4	2:04.736	9	46.671	48.628	37.128	147.1	2:12.427
4	45.494	44.691	36.138	147.1	2:06.323	10	46.958	48.326	37.379	147.3	2:12.663
5	46.954	44.474	36.366	148.6	2:07.794	11	48.529	47.577	36.725	149.2	2:12.831
6	47.733	45.305	36.139	151.7	2:09.177	12					

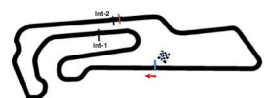
13 Steffen Großmann					Trabant RS						
1	55.070	49.507	39.299	125.4	2:23.876	8	50.423	48.718	39.568	124.0	2:18.709
2	49.697	2:54.367	39.219	121.3	4:23.283	9	50.388	48.412	39.311	123.9	2:18.111
3	42.245	47.989	38.351	124.6	2:15.565	10	50.307	48.197	40.673	125.9	2:19.177
4	49.289	48.450	38.692	124.0	2:16.431	11	50.170	48.759	39.617	124.4	2:18.546
5	49.892	51.781	39.921	121.9	2:21.594	12	49.613	48.788	41.130	122.4	2:19.531
6	50.625	49.541	41.412	123.3	2:21.578	13	50.276	48.990	40.958	115.3	2:20.224
7	50.402	49.280	39.860	122.9	2:19.542	14					

15 Rob Berger					Trabant 601 RS						
1	54.239	47.767	39.238	119.7	2:21.244	8	53.398	48.109	40.058	123.1	2:21.565
2	50.289	48.822	38.06	123.4	2:17.136	9	52.399	48.327	39.287	119.6	2:20.013
3	50.567	49.961	41.533	120.7	2:22.061	10	51.519	47.785	38.681	120.1	2:17.985
4	51.676	49.156	41.125	118.9	2:21.957	11	51.051	45.883	38.865	122.0	2:15.809
5	52.756	49.157	39.885	121.6	2:21.798	12	50.708	47.344	40.759	119.2	2:18.811
6	51.166	48.596	40.244	120.0	2:20.006	13	51.490	46.957	41.831	113.4	2:20.278
7	51.637	49.965	40.271	120.9	2:21.873	14	51.968	45.952	39.178	119.6	2:17.098

50 Gerard Portebosque					Porsche 911RS						
1	55.943	48.28	38.818	145.2	2:23.059	8	50.523	49.084	39.327	153.2	2:18.934
2	51.180	49.995	38.08	150.0	2:19.258	9	48.822	49.688	39.945	146.7	2:19.455
3	50.425	50.300	41.298	150.6	2:22.023	10	51.253	52.593	41.377	144.4	2:25.223
4	49.947	50.931	40.439	151.0	2:21.317	11	52.444	49.392	40.239	149.4	2:22.075
5	51.506	51.370	40.253	148.8	2:23.129	12	51.361	48.740	40.416	137.9	2:20.517
6	50.171	49.230	40.508	147.9	2:19.904	13	52.050	50.318	40.984	134.2	2:23.352
7	54.632	50.334	38.715	151.5	2:23.681	14	51.578	50.420	41.415	138.5	2:23.413

87 Patrick Fuet					BMW 325						
1	52.225	43.864	35.08	158.6	2:11.092	9	46.729	46.746	36.024	161.2	2:09.499
2	47.154	43.758	35.386	161.4	2:06.298	10	46.399	46.343	36.672	159.5	2:09.414
3	56.619	45.279	35.801	151.0	2:17.699	11	46.850	46.235	35.982	159.5	2:09.067
4	47.226	45.461	36.680	147.5	2:09.367	12	46.462	44.348	36.541	163.9	2:07.351
5	47.592	46.407	37.620	150.0	2:11.619	13	45.801	45.728	35.762	163.1	2:07.291
6	47.486	48.043	37.315	157.0	2:12.844	14	46.585	44.338	36.568	156.7	2:07.491
7	47.301	47.801	37.251	155.6	2:12.353	15	46.849	43.473	36.208	140.8	2:06.530
8	47.792	47.675	36.931	155.2	2:12.398	16					

101 Albert Westerhuis					Trabant 601rs						
1	1:01.498	51.34	44.38	98.9	2:39.980	7	1:02.138	58.936	49.717	95.7	2:50.791
2	58.090	54.534	45.387	98.2	2:38.011	8	59.373	58.237	47.668	93.5	2:45.278
3	57.889	56.166	47.326	97.8	2:41.461	9	1:00.112	1:00.099	46.106	95.7	2:46.317
4	59.463	1:01.371	47.695	96.4	2:48.529	10	59.999	57.443	49.581	94.1	2:47.023





Preis der Stadt Magdeburg

MCS Stuttgart

Youngtimer Touring Car Challenge - Rennen 6 (R1)

06 - 09 July 2012

Runden und Sector Zeiten -

Oschersleben - 3696 mtr.

5	1:00.427	59.175	46.504	95.1	2:46.106	11	1:01.184	56.349	47.959	97.3	2:45.492
6	1:00.781	58.817	46.796	94.2	2:46.394	12	59.409	57.905	45.467	95.7	2:42.781

102	Bart Lemaire					Trabant 601rs					
1	1:01.733	56.115	44.653	96.4	2:42.501	7	1:01.407	59.955	46.571	97.6	2:47.933
2	1:00.066	57.336	45.553	96.9	2:42.955	8	1:01.938	56.696	1:05.174	96.3	3:03.808
3	1:00.208	59.641	47.545	97.2	2:47.394	9	1:00.737	57.948	46.015	97.4	2:44.700
4	1:03.336	58.989	47.064	96.7	2:49.389	10	1:01.482	1:00.186	47.538	98.6	2:49.206
5	1:01.297	58.395	46.864	96.3	2:46.556	11	1:01.087	56.634	45.731	98.0	2:43.452
6	1:01.447	59.658	46.758	96.3	2:47.863	12	59.532	55.332	44.805	96.2	2:39.669

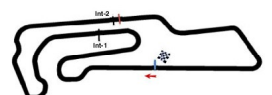
108	Peter Mücke					Ford Capri RS 3100					
1	46.746	41.990	34.936	163.1	2:03.672	9	45.945	44.204	36.449	161.9	2:06.598
2	45.203	43.091	34.914	163.9	2:03.208	10	45.468	42.458	35.741	165.6	2:03.667
3	44.958	45.028	36.361	162.4	2:06.347	11	45.051	42.871	34.619	166.9	2:02.541
4	46.528	46.300	37.666	159.1	2:10.494	12	44.306	41.799	34.958	169.3	2:01.063
5	46.286	46.642	35.792	160.2	2:08.720	13	44.268	42.313	34.888	170.1	2:01.469
6	46.988	46.358	37.574	161.4	2:10.920	14	43.660	41.174	34.397	170.1	1:59.221
7	47.495	45.550	37.082	163.4	2:10.127	15	44.072	40.464	34.231	158.6	1:58.767
8	47.036	44.701	36.813	161.2	2:08.550	16					

118	Stefan Mücke					Ford RS 1800 BDA					
1	50.899	43.996	36.239	149.8	2:11.134	9	46.792	44.505	36.874	153.8	2:08.171
2	47.110	42.969	36.211	151.0	2:06.290	10	46.338	43.153	36.444	154.3	2:05.935
3	46.641	43.451	35.902	150.2	2:05.994	11	46.248	42.817	35.528	157.0	2:04.593
4	46.434	43.401	36.125	152.1	2:05.960	12	47.312	42.552	35.286	148.6	2:05.150
5	47.233	44.163	36.656	151.9	2:08.052	13	46.182	41.861	36.780	156.1	2:04.823
6	46.753	44.733	36.989	153.0	2:08.475	14	45.015	40.200	34.084	154.1	1:59.299
7	46.708	46.053	37.208	152.8	2:09.969	15	44.322	39.533	33.332	154.9	1:57.192
8	47.617	44.198	36.741	153.6	2:08.556	16					

201	Anita Renes					Lotus Sunbeam					
1	55.906	48.526	38.711	140.4	2:23.143	8	49.234	48.328	39.062	138.8	2:16.624
2	50.641	50.653	37.808	142.1	2:19.097	9	49.770	47.823	38.318	139.5	2:15.911
3	50.160	49.942	42.088	140.6	2:22.190	10	49.512	47.784	37.446	142.7	2:14.742
4	49.542	50.589	40.260	143.4	2:20.391	11	48.586	46.907	38.433	139.9	2:13.926
5	50.212	49.058	38.149	140.6	2:17.419	12	48.874	46.160	40.474	141.9	2:15.508
6	49.991	48.988	38.530	140.3	2:17.509	13	48.013	45.918	37.589	142.9	2:11.520
7	49.779	47.916	38.484	140.1	2:16.179	14	47.820	45.435	36.831	142.9	2:10.136

202	Dimitri Cuyvers					BMW M1					
1	49.287	42.039	34.171	157.0	2:05.497	9	47.012	45.001	36.427	153.2	2:08.440
2	45.819	42.339	34.793	156.3	2:02.951	10	47.057	46.228	36.569	152.8	2:09.854
3	46.199	43.122	34.690	156.1	2:04.011	11	47.015	44.587	35.865	153.0	2:07.467
4	45.946	43.956	36.324	154.7	2:06.226	12	46.453	43.710	35.269	153.6	2:05.432
5	46.322	44.774	35.840	154.9	2:06.936	13	45.541	42.460	35.744	155.4	2:03.745
6	46.428	44.892	36.091	152.3	2:07.411	14	44.965	41.174	36.759	155.2	2:02.898
7	46.604	45.475	36.870	154.9	2:08.949	15	43.989	40.032	33.570	154.5	1:57.621
8	47.210	45.745	36.636	153.2	2:09.591	16					

250	Randall Lawson					Renault Alpine A310 GrIV					
1	51.152	44.926	36.847	146.9	2:12.925	8	49.831	48.421	39.768	143.8	2:18.020
2	47.697	44.326	36.233	146.1	2:08.316	9	50.521	48.465	41.036	144.4	2:20.022
3	47.051	45.371	36.904	147.1	2:09.336	10	50.192	48.416	40.052	144.0	2:18.660
4	47.732	47.370	38.848	145.0	2:13.950	11	50.700	46.857	38.885	145.2	2:16.442
5	48.222	47.070	39.729	141.9	2:15.021	12	49.094	45.818	40.867	143.2	2:15.779
6	51.100	49.441	40.140	143.2	2:20.681	13	49.026	45.963	40.607	146.3	2:15.596
7	50.146	49.955	40.915	142.7	2:21.016	14	48.418	44.473	37.600	148.1	2:10.491





Preis der Stadt Magdeburg

MCS Stuttgart

Youngtimer Touring Car Challenge - Rennen 6 (R1)

06 - 09 July 2012

Runden und Sector Zeiten -

Oschersleben - 3696 mtr.

304 Johan Beekman					Porsche 964 RS						
1	52.003	44.213	35.251	154.9	2:11.467	9	46.363	46.170	36.644	156.7	2:09.177
2	46.313	43.993	35.287	157.4	2:05.593	10	47.580	47.590	37.302	155.2	2:12.472
3	46.520	43.741	34.659	160.2	2:04.920	11	46.971	48.373	37.556	155.4	2:12.900
4	45.746	44.132	36.449	156.3	2:06.327	12	46.662	47.761	37.588	159.1	2:12.011
5	46.380	48.478	38.775	145.6	2:13.633	13	45.01	46.234	37.301	159.8	2:09.036
6	46.900	50.545	37.593	157.4	2:15.038	14	47.023	45.020	37.211	158.6	2:09.254
7	46.071	48.200	37.073	156.3	2:11.344	15	45.525	44.126	35.410	132.2	2:05.061
8	47.227	48.087	37.312	158.4	2:12.626	16					

305 Ronald van Ooijen					BMW M3 E30						
1	52.431	43.483	35.535	143.4	2:11.449	9	50.659	46.169	37.578	135.0	2:14.406
2	48.087	43.508	35.784	141.2	2:07.379	10	49.890	45.726	37.941	135.7	2:13.557
3	46.850	43.468	35.474	138.5	2:05.792	11	49.596	44.695	37.168	136.4	2:11.459
4	46.826	44.924	37.842	133.5	2:09.592	12	48.737	45.141	38.218	137.9	2:12.096
5	49.341	46.395	37.892	135.3	2:13.628	13	48.605	46.237	37.260	136.9	2:12.102
6	48.487	47.492	39.256	136.2	2:15.235	14	48.303	45.012	36.579	140.6	2:09.894
7	48.131	47.042	37.697	136.0	2:12.870	15	47.289	45.138	37.193	135.0	2:09.620
8	49.388	47.006	38.066	134.2	2:14.460	16					

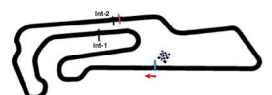
309 Ruben Anders					BMW 325 E30						
1	53.017	44.520	36.748	135.7	2:14.285	2	52.002	44.253	36.026	137.4	2:12.281

310 Chris van Schuppen					Porsche 911						
1	54.034	44.784	35.581	154.7	2:14.399	9	45.839	44.479	37.088	153.2	2:07.356
2	47.116	43.855	35.692	154.1	2:06.693	10	46.045	44.695	36.238	154.5	2:06.978
3	46.883	45.017	36.620	155.2	2:08.520	11	45.531	45.645	36.891	153.6	2:08.067
4	47.020	43.931	35.474	156.1	2:06.425	12	46.747	45.707	38.388	150.8	2:10.842
5	45.917	46.246	36.886	152.1	2:09.049	13	46.387	45.194	40.303	152.3	2:11.884
6	46.536	46.330	37.596	152.1	2:10.462	14	46.984	45.843	40.762	154.3	2:13.589
7	46.513	46.712	37.458	155.4	2:10.683	15	45.46	44.236	37.338	148.4	2:07.019
8	46.758	47.718	36.109	155.6	2:10.585	16					

312 Marc Seesing					Alfa Romeo 75						
1	50.358	42.568	34.876	143.4	2:07.802	9	47.652	43.887	36.940	140.4	2:08.479
2	46.868	42.799	35.280	143.6	2:04.947	10	47.474	43.631	36.932	143.8	2:08.037
3	46.533	43.127	35.313	143.4	2:04.973	11	47.820	42.892	35.966	142.7	2:06.678
4	46.795	43.490	36.135	143.0	2:06.420	12	46.829	43.148	35.417	143.0	2:05.394
5	47.526	45.174	36.690	140.8	2:09.390	13	46.609	42.871	36.501	141.7	2:05.981
6	47.616	44.350	37.039	141.2	2:09.005	14	46.065	41.287	34.970	143.0	2:02.322
7	47.802	44.666	36.885	141.0	2:09.353	15	45.92	40.519	35.585	142.1	2:02.086
8	47.766	43.846	37.053	141.9	2:08.665	16					

514 Ralf Gierkes					Renault R12 Gordini						
1	54.900	48.233	37.750	132.7	2:20.883	8	51.033	48.416	39.865	129.5	2:19.314
2	50.397	47.803	38.275	130.8	2:16.475	9	50.866	48.517	38.869	130.6	2:18.252
3	50.120	47.706	38.609	130.6	2:16.435	10	50.343	47.438	40.700	129.7	2:18.481
4	50.885	48.774	38.958	131.2	2:18.617	11	51.012	47.887	39.062	129.0	2:17.961
5	51.094	49.304	38.964	131.2	2:19.362	12	50.402	49.214	40.663	129.2	2:20.279
6	52.713	49.368	38.826	131.9	2:20.907	13	50.201	49.261	40.030	127.8	2:19.492
7	50.502	51.959	39.429	132.4	2:21.890	14	49.607	48.143	37.854	132.7	2:15.604

577 Michael Weißenborn					Lada 2101						
1	57.743	50.562	41.330	124.9	2:29.635	8	1:02.400	51.188	40.204	127.1	2:33.792
2	52.079	48.252	39.343	125.7	2:19.674	9	50.696	48.298	39.812	126.9	2:18.806
3	50.170	51.067	41.623	124.3	2:22.860	10	50.393	48.506	40.146	128.3	2:19.045
4	51.082	51.527	40.137	125.0	2:22.746	11	50.762	46.785	39.157	127.1	2:16.704
5	50.540	51.211	41.132	124.0	2:22.883	12	49.855	46.572	39.147	127.1	2:15.574
6	51.871	51.745	40.694	125.1	2:24.310	13	50.014	46.044	38.195	128.7	2:14.253





Preis der Stadt Magdeburg
MCS Stuttgart

Youngtimer Touring Car Challenge - Rennen 6 (R1)
Runden und Sector Zeiten -

06 - 09 July 2012
Oschersleben - 3696 mtr.

7	50.306	50.319	40.406 124.6	2:21.031	14	50.593	46.104	38.837 123.4	2:15.534
---	--------	--------	--------------	----------	----	--------	--------	--------------	----------

