



Preis der Stadt Magdeburg

MCS Stuttgart

VFV GLPpro Tourenwagen + GT - Training

Runden und Sector Zeiten -

06 - 09 July 2012

Oschersleben - 3696 mtr.

500	Volker Schneider					Ford Sierra					
1	48.320	44.762	37.968	152.5	2:11.050	5	46.959	43.677	35.335	157.9	2:05.971
2	49.236	44.205	37.160	146.9	2:10.601	6	47.017	45.261	34.557	161.4	2:06.835
3	48.146	43.371	36.009	151.9	2:07.546	7	46.875	44.845	34.453	159.5	2:06.173
4	49.934	43.539	35.549	157.0	2:09.022	8	48.324	43.519	31.161	158.1	2:06.004

502	Konrad Beckmann					Austin Mini Coopers					
1	Out	1:03.095	48.663	111.9	3:40.217	2	1:21.980	53.359	In		3:30.168 p

505	Stefan Karich					Trabant P601					
1	55.343	52.910	43.338	114.2	2:31.591	4	54.844	51.305	41.429	114.2	2:27.578
2	55.616	55.290	43.206	112.5	2:34.112	5	53.921	51.013	42.675	111.7	2:27.609
3	56.748	53.612	41.383	113.9	2:31.743	6	56.130	53.471	In		2:48.024 p

508	Fred Schmidt					Trabant P601RS					
1	57.498	49.761	42.186	112.0	2:29.445	4	54.053	52.285	43.110	110.5	2:29.448
2	52.941	51.127	41.312	111.0	2:25.280	5	54.572	53.588	40.320	112.1	2:28.480
3	54.850	51.656	42.043	110.4	2:28.549	6	53.821	47.931	In		2:26.066 p

514	Ralf Gierkes					Renault R12 Gordini					
1	Out	54.419	44.337	119.5	2:36.426	6	50.988	47.038	36.357	128.7	2:14.393
2	53.264	48.568	38.888	128.3	2:20.720	7	50.315	47.830	37.759	133.8	2:15.904
3	52.239	48.470	39.227	129.5	2:19.936	8	49.354	45.795	36.874	131.4	2:12.023
4	50.910	47.388	39.369	128.3	2:17.667	9	50.686	45.206	36.514	132.0	2:12.406
5	50.907	46.378	36.972	128.4	2:14.257	10					

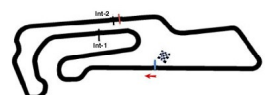
517	Daniel Milde					Trabant 601					
1	52.154	47.731	39.082	120.3	2:18.967	5	50.463	46.828	38.764	120.8	2:16.055
2	51.128	46.683	38.009	122.7	2:15.820	6	50.153	44.827	39.033	120.3	2:14.013
3	51.485	48.167	37.617	123.0	2:17.269	7	50.666	45.470	36.694	122.4	2:12.830
4	50.077	45.754	37.594	120.4	2:13.425	8	49.850	44.783	38.971	120.5	2:13.604

518	Armin Lixl					BMW 1802					
1	51.986	49.668	38.700	125.7	2:20.354	5	58.711	49.123	39.157	127.4	2:26.991
2	51.287	48.554	40.252	116.8	2:20.093	6	51.451	48.695	38.630	128.4	2:18.776
3	52.167	50.111	39.924	126.9	2:22.202	7	50.533	47.673	37.850	128.9	2:16.056
4	53.576	48.685	38.639	127.2	2:20.900	8	49.891	52.538	39.317	128.0	2:21.746

520	Eberhard Fuchs					Audi S1					
1	55.053	51.310	43.036	115.6	2:29.399	5	51.469	52.243	40.671	115.5	2:24.383
2	56.306	54.573	43.798	104.9	2:34.677	6	53.905	48.282	39.196	111.9	2:21.383
3	55.483	53.260	39.309	113.7	2:28.052	7	54.597	48.137	38.027	116.9	2:20.761
4	52.118	47.625	38.059	117.3	2:17.802	8					

527	Peter Gröning					Trabant 601					
1	54.420	51.028	41.291	119.1	2:26.739	5	51.089	47.474	39.751	123.6	2:18.314
2	52.162	49.867	39.315	119.6	2:21.344	6	51.309	47.067	37.392	120.8	2:15.768
3	51.371	48.722	39.523	119.7	2:19.616	7	49.877	46.802	38.208	125.4	2:14.887
4	54.827	48.495	39.022	121.1	2:22.344	8	49.350	49.724	38.506	122.2	2:17.620

539	Holger Kiwatt					Lada 2101					
1	Out	48.255	38.551	126.0	2:25.549	6	48.902	46.591	37.680	126.9	2:13.173
2	50.623	46.577	37.566	126.2	2:14.766	7	48.873	44.196	36.096	128.3	2:09.165
3	50.816	45.014	38.785	126.0	2:14.615	8	49.643	44.859	35.699	127.4	2:10.201
4	50.280	44.929	37.002	127.1	2:12.211	9	48.689	43.445	36.110	127.8	2:08.244
5	50.175	46.421	36.898	126.6	2:13.494	10					





Preis der Stadt Magdeburg

MCS Stuttgart

VFV GLPpro Tourenwagen + GT - Training

06 - 09 July 2012

Runden und Sector Zeiten -

Oschersleben - 3696 mtr.

540 Günter Ullrich					VW Polo Coupe II						
1	50.313	48.633	38.220	137.2	2:17.166	5	51.736	48.277	36.954	148.8	2:16.967
2	51.285	48.059	38.651	135.2	2:17.995	6	48.415	58.332	36.873	139.5	2:23.620
3	51.624	49.875	39.528	132.2	2:21.027	7	49.760	46.197	36.714	142.5	2:12.671
4	50.038	51.079	39.307	148.4	2:20.424	8	47.811	45.779	36.008	140.4	2:09.593

542 Anton Seemeier					VW Käfer						
1	54.043	48.866	39.917	136.5	2:22.826	5	50.814	48.933	38.970	137.4	2:18.717
2	51.285	51.353	39.809	137.1	2:22.447	6	51.664	48.045	37.516	139.0	2:17.225
3	54.588	48.554	39.803	137.4	2:22.945	7	49.983	47.436	37.855	137.4	2:15.274
4	50.116	48.428	38.276	139.4	2:16.820	8					

543 Udo Witzke					VW Käfer						
1	57.005	57.118	42.695	132.0	2:36.818	5	53.271	51.945	42.281	128.4	2:27.497
2	56.478	51.590	41.679	129.0	2:28.747	6	52.005	49.120	38.964	128.4	2:20.089
3	54.966	54.403	42.883	127.2	2:32.252	7	51.253	49.275	38.639	129.5	2:19.167
4	53.257	51.623	42.281	131.4	2:27.161	8					

544 Christoph Wohn					VW Käfer						
1	Out	1:01.447	49.566	136.4	2:55.580	5	51.274	49.734	39.318	146.5	2:20.326
2	57.378	56.834	42.359	145.6	2:36.571	6	51.657	49.012	38.686	144.0	2:19.355
3	53.201	52.590	42.646	145.7	2:28.437	7	53.202	49.564	40.829	143.4	2:23.595
4	51.782	48.728	40.500	145.9	2:21.010	8	50.976	47.688	37.780	147.1	2:16.414

545 Jonny Schönfelder					Lada 2105						
1	53.343	49.392	40.311	113.7	2:23.046	5	1:01.751	48.427	39.552	117.8	2:29.730
2	52.827	49.333	39.703	114.4	2:21.863	6	51.809	48.160	38.834	117.8	2:18.803
3	55.033	48.845	39.143	114.8	2:23.021	7	51.683	48.631	38.021	118.9	2:18.335
4	52.187	47.886	38.986	114.9	2:19.059	8	50.929	47.290	49.648	117.8	2:27.867

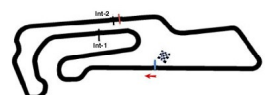
548 Ralf Heinrich					Trabant 601 RS						
1	Out	56.634	47.152	110.7	2:47.451	3	53.927	51.069	41.154	112.3	2:26.150
2	56.732	50.238	43.176	109.0	2:30.146	4	53.368	52.308	In		2:34.986 p

550 Stephan Lewitzki					Ford Anglia						
1	54.739	49.690	40.101	120.1	2:24.530	5	52.710	48.986	39.837	121.2	2:21.533
2	52.850	49.740	39.801	120.5	2:22.391	6	52.181	47.196	42.731	124.1	2:22.108
3	52.687	48.757	39.894	121.5	2:21.338	7	51.194	49.093	38.933	123.9	2:19.220
4	51.856	48.280	38.377	123.6	2:18.513	8	50.222	48.732	37.966	126.3	2:16.920

552 Tie Rex					Alfa Romeo GTV						
1	1:00.631	56.450	46.391	121.1	2:43.472	5	55.330	50.794	40.487	123.4	2:26.611
2	1:00.930	53.925	42.938	121.8	2:37.793	6	53.217	49.587	41.208	131.9	2:24.012
3	57.323	51.789	42.167	123.6	2:31.279	7	52.880	49.052	38.583	127.5	2:20.495
4	54.125	50.619	40.471	122.9	2:25.215	8					

556 Enrico Fietz					Ford Escort RS 2000						
1	52.891	50.626	40.190	129.2	2:23.707	5	51.539	48.081	39.482	128.0	2:19.102
2	52.609	49.831	40.004	128.7	2:22.444	6	52.051	47.779	39.105	129.3	2:18.945
3	52.246	48.968	39.372	128.0	2:20.586	7	51.144	47.689	38.656	127.8	2:17.489
4	51.631	50.493	39.562	128.0	2:21.686	8					

577 Michael Weißenborn					Lada 2101						
1	Out	54.924	42.094	127.4	2:34.564	6	51.855	47.652	38.606	129.3	2:18.113
2	54.027	49.656	39.797	126.6	2:23.480	7	50.918	47.457	37.976	130.1	2:16.351
3	52.518	48.695	41.515	127.2	2:22.728	8	50.804	47.351	37.973	129.7	2:16.128
4	52.667	49.293	40.757	127.5	2:22.717	9	49.899	46.428	38.263	130.6	2:14.590





Preis der Stadt Magdeburg

MCS Stuttgart

VFV GLPpro Tourenwagen + GT - Training

06 - 09 July 2012

Runden und Sector Zeiten -

Oschersleben - 3696 mtr.

5	51.203	48.298	39.200	128.4	2:18.701	10				
---	--------	--------	--------	-------	----------	----	--	--	--	--

581 Jens Vogt						Skoda MB 1300 RS					
1	55.456	53.584	45.077	135.5	2:34.117	5	51.042	52.000	39.297	138.5	2:22.339
2	56.705	51.255	40.800	136.7	2:28.760	6	52.218	49.187	37.542	141.9	2:18.947
3	52.107	50.624	40.745	138.3	2:23.476	7	48.967	47.883	37.457	141.7	2:14.307
4	52.357	50.700	39.268	139.2	2:22.325	8					

582 Felix Vaillant						Renault R5 Alpine Turbo					
1	54.232	54.367	41.061	119.2	2:29.660	5	55.299	50.356	40.683	112.5	2:26.338
2	54.427	53.537	41.260	121.3	2:29.224	6	53.996	49.823	40.257	117.4	2:24.076
3	53.787	50.921	40.581	120.3	2:25.289	7	53.314	50.103	39.964	113.8	2:23.381
4	53.423	50.665	41.519	117.6	2:25.607	8					

589 Manfred Kuhl						BMW 2002Tii					
1	58.488	57.533	43.331	126.2	2:39.352	5	53.733	51.493	40.684	127.4	2:25.910
2	53.511	52.482	43.351	126.0	2:29.344	6	51.910	51.127	40.496	128.6	2:23.533
3	54.636	52.487	42.065	126.0	2:29.188	7	50.391	49.185	39.026	119.5	2:18.602
4	53.944	52.262	41.158	128.4	2:27.364	8					

592 Hajo Weber						Audi 50LS					
1	Out	53.569	40.491	128.1	2:30.032	6	49.934	47.803	36.491	132.2	2:14.228
2	49.931	46.277	37.974	131.1	2:14.182	7	47.696	45.246	37.074	133.0	2:10.016
3	50.619	46.973	37.192	131.1	2:14.784	8	47.534	43.957	35.378	134.3	2:06.869
4	48.793	45.294	38.145	130.0	2:12.232	9	47.226	43.476	35.429	133.0	2:06.201
5	50.133	45.914	37.514	131.9	2:13.561	10					

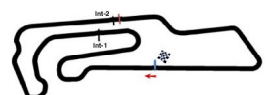
602 Michael Schneider						Ford Escort MKII					
1	54.294	50.633	37.028	154.7	2:21.955	5	47.333	43.575	34.894	149.2	2:05.802
2	49.220	46.422	38.185	152.8	2:13.827	6	47.422	44.083	34.315	149.6	2:05.820
3	47.464	44.599	35.558	148.4	2:07.621	7	46.665	43.572	34.002	150.2	2:04.239
4	47.387	43.304	35.511	149.6	2:06.202	8	46.328	41.727	33.696	152.8	2:01.821

607 Stefan Seidel						Alfa Romeo Giulia Ti Super					
1	57.543	56.918	43.087	120.7	2:37.548	5	53.682	52.577	39.552	143.2	2:25.811
2	54.670	51.998	42.461	144.6	2:29.129	6	52.703	48.582	40.137	129.8	2:21.422
3	54.503	53.101	41.442	144.8	2:29.046	7	51.310	48.110	39.299	76.0	2:18.719
4	57.087	50.757	41.522	145.2	2:29.366	8					

623 Jeronimo Lenkeit						BMW 2002					
1	1:01.589	51.471	40.070	129.0	2:33.130	5	52.079	48.304	37.202	134.3	2:17.585
2	53.092	51.132	40.085	131.1	2:24.309	6	52.491	47.315	36.936	134.3	2:16.742
3	52.235	49.360	38.322	133.3	2:19.917	7	50.122	46.248	36.553	135.0	2:12.923
4	58.570	49.840	39.601	131.2	2:28.011	8	49.694	49.246	39.139	134.2	2:18.079

624 Sebastian Gierkes						Renault Clio Cup A					
1	Out	52.355	41.752	130.9	2:31.387	6	48.644	44.282	36.806	136.4	2:09.732
2	52.432	46.262	37.883	135.3	2:16.577	7	49.751	45.188	36.613	137.6	2:11.552
3	49.185	46.201	37.298	136.0	2:12.684	8	47.869	43.670	35.995	135.8	2:07.534
4	48.914	46.211	36.126	135.2	2:11.251	9	47.344	43.454	33.945	138.6	2:04.743
5	48.515	44.032	36.439	135.3	2:08.986	10					

644 Stefan Pasternak						Trabant 601					
1	55.967	52.584	42.347	115.4	2:30.898	4		52.512	41.414	113.6	3:10.210
2	54.878	51.932	40.981	112.3	2:27.791	5	53.720	51.343	41.369	111.9	2:26.432
3	54.417	51.553	In		2:38.127 P	6	54.076	50.983	39.998	111.0	2:25.057





Preis der Stadt Magdeburg

MCS Stuttgart

VfV GLPpro Tourenwagen + GT - Training

06 - 09 July 2012

Runden und Sector Zeiten -

Oschersleben - 3696 mtr.

680	Hartmuth Rupprecht					BMW 2002					
1	58.249	56.414	40.012	132.0	2:34.675	5	50.244	46.911	37.730	139.2	2:14.885
2	53.103	49.161	39.773	126.8	2:22.037	6	50.115	46.998	36.804	143.2	2:13.917
3	55.614	53.097	38.625	141.5	2:27.336	7	50.337	46.830	36.279	132.7	2:13.446
4	50.200	47.167	39.586	139.9	2:16.953	8					

707	Jörg Hoffmann					Triumph Spitfire Mk III					
1	58.728	55.204	43.218	118.6	2:37.150	5	52.336	50.593	41.108	117.6	2:24.037
2	56.244	55.082	43.174	120.4	2:34.500	6	52.757	52.181	40.961	120.1	2:25.899
3	56.001	53.293	42.044	118.7	2:31.338	7	52.827	50.038	39.338	119.9	2:22.228
4	54.148	52.086	41.634	119.1	2:27.868	8					

713	Fred Schneider					Porsche 924					
1	52.263	47.075	38.506	129.0	2:17.844	5	50.506	46.585	36.888	138.3	2:13.979
2	51.006	47.201	37.770	136.5	2:15.977	6	50.585	46.499	38.796	139.4	2:15.880
3	50.923	45.903	37.944	137.9	2:14.770	7	49.866	45.435	36.071	140.6	2:11.372
4	51.012	46.306	37.542	132.8	2:14.860	8	49.085	44.266	35.168	141.7	2:08.519

728	Oskar Bauer					Alfa Romeo Alfetta GTV 2,0					
1	1:00.272	52.934	43.658	120.5	2:36.864	5	53.881	48.341	39.200	129.8	2:21.422
2	55.599	55.912	42.036	124.3	2:33.547	6	50.920	46.745	37.276	132.7	2:14.941
3	54.050	50.882	38.790	128.6	2:23.722	7	49.542	46.006	37.190	131.1	2:12.738
4	51.136	47.871	37.666	130.0	2:16.673	8					

734	Sascha Herz					Ferrari Montial					
1	57.514	56.424	46.696	100.5	2:40.634	5	53.472	51.985	43.067	131.2	2:28.524
2	1:00.545	56.610	43.466	132.7	2:38.621	6	55.538	51.914	41.834	132.5	2:29.286
3	57.833	56.552	42.816	132.8	2:37.201	7	54.576	51.543	41.612	112.9	2:27.731
4	54.740	51.118	42.159	132.4	2:28.017	8					

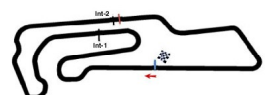
735	Franz Straub					DeTomaso Pantera GT4					
1	48.757	45.578	36.300	170.3	2:10.635	5	47.899	45.017	35.249	170.6	2:08.165
2	46.770	48.127	38.134	167.7	2:13.031	6	44.673	44.952	35.195	173.4	2:04.820
3	46.551	48.992	36.078	169.5	2:11.621	7	45.542	44.315	36.296	173.9	2:06.153
4	2:54.150	45.903	35.406	168.2	4:15.459	8	45.705	43.660	36.643	54.7	2:06.008

739	Gerhard Götz					Alfa Romeo 2000 GTV					
1	Out	59.493	47.689	102.5	2:53.378	5	57.930	54.277	41.042	135.5	2:33.249
2	1:00.057	53.853	44.185	122.4	2:38.095	6	53.918	54.511	45.285	129.5	2:33.714
3	59.236	54.850	43.916	124.3	2:38.002	7	54.904	52.848	42.414	137.9	2:30.166
4	58.284	55.427	43.366	134.5	2:37.077	8	55.509	50.110	39.438	138.1	2:25.117

744	Andreas Kuck					Porsche 944					
1	1:01.443	58.197	49.155	128.0	2:48.795	5	51.145	54.850	42.409	136.2	2:32.404
2	1:03.296	59.004	46.253	132.8	2:48.553	6	56.537	53.783	40.808	136.9	2:31.128
3	56.850	55.658	44.373	134.2	2:36.881	7	55.267	51.582	39.946	136.5	2:26.795
4	55.252	54.363	42.419	135.5	2:32.034	8					

765	Rainer Stäwen					Triumph TR 4a					
1	1:06.115	1:03.001	47.844	113.1	2:56.960	4	59.685	59.407	45.397	115.9	2:44.489
2	1:04.526	1:01.098	48.464	110.3	2:54.088	5	58.036	56.086	42.716	114.3	2:36.948
3	1:02.975	1:00.235	45.935	116.3	2:49.145	6	58.445	54.852	43.436	109.4	2:36.733

777	Alexander Brinkmann					Ford Escort MKII					
1	51.571	49.581	37.389	145.7	2:18.541	5	46.316	43.531	35.609	150.2	2:05.456
2	48.000	48.752	37.887	147.3	2:14.639	6	46.563	44.186	35.041	149.0	2:05.790
3	47.572	47.849	36.775	149.0	2:12.196	7	46.321	42.421	34.520	151.9	2:03.262





Preis der Stadt Magdeburg

MCS Stuttgart

VFV GLPpro Tourenwagen + GT - Training

Runden und Sector Zeiten -

06 - 09 July 2012
Oschersleben - 3696 mtr.

4	47.155	43.840	36.428	149.6	2:07.423	8	45.804	42.498	34.606	149.2	2:02.908
---	--------	--------	--------	-------	----------	---	-------------------	--------	--------	-------	----------

