



Preis der Stadt Magdeburg

MCS Stuttgart

VFV GLPpro Tourenwagen + GT - GL-Wertung

Runden und Sector Zeiten -

06 - 09 July 2012

Oschersleben - 3696 mtr.

500 Volker Schneider					Ford Sierra						
1	44.485	39.011	31.169	160.7	1:54.665	8	41.366	37.478	30.813	160.5	1:49.657
2	41.563	37.406	31.997	150.0	1:50.966	9	41.342	37.072	30.388	160.7	1:48.782
3	41.635	37.130	31.975	158.8	1:50.740	10	42.149	36.621	32.185	161.0	1:50.955
4	42.222	38.992	31.107	160.7	1:52.321	11	40.908	37.956	31.091	157.9	1:49.950
5	41.399	37.171	32.141	158.4	1:50.711	12	41.023	37.094	31.136	153.4	1:49.253
6	41.503	37.534	31.029	159.3	1:50.066	13	42.073	36.785	31.569	159.8	1:50.427
7	41.444	37.546	31.767	161.2	1:50.757	14	43.057	37.590	30.784	161.0	1:51.431

502 Konrad Beckmann					Austin Mini Coopers						
1	46.078	43.243	33.410	138.3	2:02.731	6	45.570	39.912	32.631	137.6	1:58.113
2	46.970	40.966	33.674	128.6	2:01.610	7	44.787	40.845	32.766	137.6	1:58.398
3	45.018	40.978	32.527	138.8	1:58.523	8	44.783	40.651	32.519	139.0	1:57.953
4	45.560	51.554	In		2:38.774 P	9	44.371	43.334	32.983	136.9	2:00.688
5	Out	41.458	32.840	137.4	6:10.896	10	44.400	41.183	32.669	140.1	1:58.252

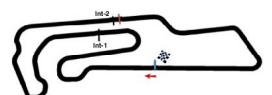
505 Stefan Karich					Trabant P601						
1	50.736	44.964	35.559	116.8	2:11.259	7	48.947	45.571	35.454	115.5	2:09.972
2	49.156	47.014	37.232	115.4	2:13.402	8	48.756	43.229	35.071	114.8	2:07.056
3	49.071	45.958	37.085	112.1	2:12.114	9	48.588	43.965	35.872	116.5	2:08.430
4	49.689	45.187	36.495	112.5	2:11.341	10	48.617	43.600	36.129	115.8	2:08.346
5	49.156	44.066	36.361	113.8	2:09.583	11	48.683	44.093	35.323	115.3	2:08.099
6	49.224	44.012	35.667	113.1	2:08.903	12	49.046	44.151	37.794	113.8	2:10.991

508 Fred Schmidt					Trabant P601RS						
1	50.896	44.804	38.524	101.1	2:14.224	5	47.261	42.775	35.327	111.7	2:05.363
2	53.675	50.041	In		2:43.002 P	6	48.932	42.334	35.071	115.8	2:06.337
3	Out	43.429	35.129	112.7	12:26.024	7	48.792	44.445	34.885	114.2	2:08.122
4	52.379	42.871	34.748	114.9	2:09.998	8					

511 Wolfgang Ziegler					Trabant 601 RS						
1	46.102	43.865	35.208	125.1	2:05.175	8	46.008	39.281	34.646	125.7	1:59.935
2	47.999	44.520	32.794	125.9	2:05.313	9	44.116	42.948	32.579	126.3	1:59.643
3	44.513	39.974	32.990	126.9	1:57.477	10	44.161	39.280	32.389	127.2	1:55.830
4	44.674	41.157	33.632	126.2	1:59.463	11	45.786	41.344	32.567	128.0	1:59.697
5	44.150	42.726	34.991	125.7	2:01.867	12	44.242	39.417	32.584	128.6	1:56.243
6	45.913	40.167	32.629	126.2	1:58.709	13	44.523	39.411	35.109	105.1	1:59.043
7	44.131	39.963	33.064	126.0	1:56.158	14					

518 Armin Lixl					BMW 1802						
1	48.831	45.139	36.335	126.9	2:10.305	7	47.678	43.477	35.739	124.7	2:06.894
2	50.411	44.817	36.052	128.1	2:11.280	8	47.983	43.442	35.270	126.5	2:06.695
3	48.763	43.689	35.487	126.2	2:07.939	9	47.895	43.774	36.015	128.0	2:07.684
4	47.953	43.440	36.176	126.5	2:07.569	10	50.857	44.221	36.348	127.5	2:11.426
5	47.675	44.132	35.680	126.9	2:07.487	11	47.195	43.506	36.453	126.9	2:07.154
6	47.922	44.505	36.483	127.8	2:08.910	12	47.314	43.228	35.273	124.7	2:05.815

527 Peter Gröning					Trabant 601						
1	47.761	41.780	35.080	121.8	2:04.621	8	46.487	42.174	34.759	121.5	2:03.420
2	47.257	41.876	33.890	124.0	2:03.023	9	46.405	41.159	36.679	120.7	2:04.243
3	46.010	41.427	33.771	122.9	2:01.208	10	46.712	41.409	34.043	122.9	2:02.164
4	46.319	41.051	33.792	121.8	2:01.162	11	54.757	41.270	35.080	117.8	2:11.107
5	46.237	41.212	33.620	120.7	2:01.069	12	47.180	41.275	34.094	119.3	2:02.549
6	46.396	42.949	34.327	121.3	2:03.672	13	47.072	41.578	34.016	119.1	2:02.666
7	46.832	41.267	34.440	121.8	2:02.539	14					





Preis der Stadt Magdeburg

MCS Stuttgart

VFV GLPpro Tourenwagen + GT - GL-Wertung

06 - 09 July 2012

Runden und Sector Zeiten -

Oschersleben - 3696 mtr.

529	Michel Hondrich					Autobianchi A112 Abarth.58MP				
1	45.684	41.612	32.988	131.1	2:00.244	2	1:33.621	1:06.093	In	3:56.990 P

539	Holger Kiwatt					Lada 2101					
1	46.459	40.426	33.484	128.7	2:00.369	3	45.213	40.121	33.741	129.3	1:59.075
2	45.271	40.08	32.916	128.6	1:58.235	4	45.376	40.362	32.962	128.4	1:58.700

540	Günter Ullrich					VW Polo Coupe II					
1	45.379	39.874	33.243	138.5	1:58.496	8	43.708	38.728	31.32	152.5	1:53.778
2	44.441	40.318	32.398	152.1	1:57.157	9	42.726	38.489	31.557	152.1	1:52.752
3	43.860	40.223	32.389	152.3	1:56.472	10	42.908	38.861	33.210	150.8	1:54.979
4	43.382	40.610	32.702	151.1	1:56.694	11	47.699	39.499	33.183	151.3	2:00.381
5	44.086	40.431	40.407	123	2:04.924	12	44.488	40.107	32.254	150.2	1:56.849
6	36.70	39.109	31.859	153.0	1:47.698	13	44.319	41.870	33.679	151.5	1:59.868
7	44.059	41.789	32.294	153.2	1:58.142	14					

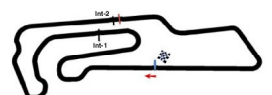
542	Anton Seemeier					VW Käfer					
1	46.694	41.415	34.573	140.1	2:02.682	8	44.186	40.561	33.258	139.9	1:58.005
2	46.074	41.048	33.905	138.5	2:01.027	9	45.022	40.210	32.801	138.6	1:58.036
3	44.553	40.819	33.068	149.4	1:58.440	10	43.886	40.637	33.559	150.6	1:58.082
4	44.098	40.827	32.865	150.2	1:57.790	11	44.195	40.810	34.031	150.0	1:59.036
5	44.359	40.579	33.162	138.6	1:58.100	12	44.296	41.536	35.031	140.1	2:00.863
6	44.584	41.238	32.870	151.9	1:58.692	13	44.676	41.219	34.132	136.9	2:00.027
7	45.388	41.423	33.146	140.1	1:59.957	14					

543	Udo Witzke					VW Käfer					
1	49.226	44.412	37.415	130.1	2:11.053	7	47.311	43.994	37.178	126.2	2:08.483
2	49.357	45.083	37.577	129.0	2:12.017	8	47.169	43.509	36.206	128.0	2:06.884
3	47.600	44.992	37.579	125.9	2:10.171	9	47.693	43.693	35.746	128.6	2:07.131
4	48.304	45.405	37.233	126.3	2:10.942	10	47.134	43.885	36.935	121.3	2:07.954
5	48.619	45.063	36.985	127.1	2:10.667	11	47.509	43.512	37.626	128.9	2:08.647
6	47.720	44.657	36.741	126.6	2:09.118	12	46.660	43.839	35.858	131.2	2:06.357

544	Christoph Wohn					VW Käfer					
1	51.026	45.404	36.990	147.1	2:13.420	7	45.625	42.152	34.654	148.8	2:02.431
2	49.486	43.006	35.579	148.8	2:08.071	8	44.466	41.718	36.491	149.2	2:02.665
3	46.601	41.986	35.534	146.5	2:04.121	9	44.776	41.484	35.592	147.1	2:01.852
4	45.910	42.382	35.399	147.3	2:03.691	10	45.402	41.785	36.186	144.4	2:03.373
5	47.083	43.327	35.193	149.6	2:05.603	11	44.587	41.239	34.331	147.3	2:00.160
6	46.840	43.322	35.344	147.5	2:05.506	12	44.947	41.163	34.447	137.9	2:00.557

545	Jonny Schönfelder					Lada 2105					
1	49.210	43.832	36.589	117.4	2:09.631	7	48.099	43.122	35.391	118.3	2:06.612
2	48.994	45.223	36.746	116.3	2:10.963	8	47.794	43.321	35.653	117.9	2:06.768
3	49.182	43.689	35.961	117.8	2:08.832	9	47.825	43.600	36.064	118.2	2:07.489
4	47.764	43.785	35.498	117.5	2:07.047	10	48.861	44.639	36.251	117.4	2:09.751
5	48.071	43.121	35.624	117.8	2:06.816	11	47.929	43.319	35.851	118.7	2:07.099
6	48.288	43.590	35.477	117.9	2:07.355	12	47.533	42.972	35.476	116.9	2:05.981

548	Ralf Heinrich					Trabant 601 RS					
1	52.183	47.358	38.712	109.6	2:18.253	7	50.947	46.188	38.270	108.3	2:15.405
2	51.764	47.183	39.328	108.0	2:18.275	8	50.742	46.907	38.191	106.4	2:15.840
3	51.227	47.904	38.370	106.5	2:17.501	9	51.051	46.880	38.293	107.2	2:16.224
4	51.213	47.200	38.442	106.6	2:16.855	10	51.616	46.358	39.474	110.3	2:17.448
5	52.060	46.936	38.035	107.6	2:17.031	11	50.773	46.244	38.425	107.7	2:15.442
6	51.606	46.799	37.991	108.4	2:16.396	12					





Preis der Stadt Magdeburg

MCS Stuttgart

VFV GLPpro Tourenwagen + GT - GL-Wertung

06 - 09 July 2012

Runden und Sector Zeiten -

Oschersleben - 3696 mtr.

549 Hans-Joachim Klein						Fiat Abarth					
1	50.353	46.653	37.675	124.1	2:14.681	7	48.575	46.522	38.280	124.9	2:13.377
2	48.985	45.888	37.249	123.7	2:12.122	8	49.444	46.877	36.998	125.7	2:13.319
3	48.676	47.742	37.240	123.9	2:13.658	9	49.456	46.163	36.457	125.7	2:12.076
4	49.072	46.814	37.728	124.7	2:13.614	10	49.371	46.169	38.274	125.3	2:13.814
5	48.765	46.758	37.250	125.0	2:12.773	11	49.519	45.011	36.364	125.4	2:10.894
6	50.222	46.745	39.885	125.3	2:16.852	12					

550 Stephan Lewitzki						Ford Anglia					
1	48.193	44.260	35.383	125.5	2:07.836	7	46.835	42.433	34.384	125.9	2:03.652
2	50.633	43.169	35.436	125.1	2:09.238	8	47.098	42.292	34.878	126.0	2:04.268
3	46.934	41.918	34.493	126.3	2:03.345	9	47.317	42.307	35.008	122.4	2:04.632
4	46.720	42.685	35.288	126.2	2:04.693	10	46.924	42.333	34.867	125.6	2:04.124
5	47.032	42.191	35.515	123.1	2:04.738	11	47.735	42.013	35.014	125.1	2:04.762
6	46.687	43.807	34.973	125.6	2:05.467	12	47.651	43.175	34.451	125.1	2:05.277

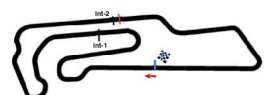
552 Tie Rex						Alfa Romeo GTV					
1	47.140	43.199	34.981	138.3	2:05.320	8	45.090	42.618	33.182	139.9	2:00.890
2	48.441	41.033	34.231	139.4	2:03.705	9	44.693	40.833	32.792	140.6	1:58.318
3	45.707	40.645	33.714	139.0	2:00.066	10	44.328	40.515	33.538	139.7	1:58.381
4	45.199	40.720	33.735	137.9	1:59.654	11	44.707	40.190	33.019	139.0	1:57.916
5	44.967	40.513	33.431	150.0	1:58.911	12	44.522	39.914	32.809	139.5	1:57.245
6	45.519	40.422	33.987	140.3	1:59.928	13	44.080	39.934	32.762	137.9	1:56.726
7	44.765	40.582	33.586	148.1	1:58.933	14					

556 Enrico Fietz						Ford Escort RS 2000					
1	48.202	44.614	36.605	130.7	2:09.421	7	47.883	42.748	35.248	128.7	2:05.879
2	47.286	43.475	36.246	129.8	2:07.007	8	46.719	42.577	34.982	129.7	2:04.228
3	47.187	43.232	35.427	129.5	2:05.846	9	46.541	43.318	34.986	129.0	2:04.845
4	46.848	42.703	35.335	129.0	2:04.886	10	46.543	42.593	35.287	128.7	2:04.423
5	47.990	42.794	35.800	129.7	2:06.584	11	46.562	44.134	36.358	129.0	2:07.054
6	46.810	43.477	35.342	129.3	2:05.629	12	46.623	42.453	35.661	129.3	2:04.737

570 Walter Giesler						BMW 2002					
1	45.040	40.075	32.758	147.9	1:57.873	8	41.991	39.714	32.207	148.8	1:53.912
2	45.358	38.594	31.506	149.0	1:55.458	9	42.029	40.080	31.120	149.8	1:53.229
3	42.581	37.644	32.040	150.0	1:52.265	10	41.702	37.129	32.990	146.7	1:51.821
4	42.917	38.819	31.892	148.4	1:53.628	11	43.583	38.624	31.526	151.5	1:53.733
5	42.074	37.901	32.374	148.1	1:52.349	12	41.975	42.246	34.392	148.8	1:58.613
6	41.612	38.626	31.289	150.0	1:51.527	13	41.718	37.191	31.561	149.0	1:50.470
7	43.124	40.126	31.655	150.6	1:54.905	14					

577 Michael Weißenborn						Lada 2101					
1	46.765	41.416	34.373	129.5	2:02.554	7	46.090	41.179	33.935	130.0	2:01.204
2	46.963	41.974	34.559	131.7	2:03.496	8	50.119	42.509	34.704	117.8	2:07.332
3	45.836	41.044	34.323	131.4	2:01.203	9	51.954	43.258	37.656	118.3	2:12.868
4	45.990	41.396	33.534	130.0	2:00.920	10	46.502	40.767	35.681	118.3	2:02.950
5	45.78	40.657	35.797	97.1	2:02.162	11	49.036	43.773	34.689	122.0	2:07.498
6	1:01.117	44.597	34.795	130.3	2:20.509	12	47.033	42.125	34.808	117.3	2:03.966

581 Jens Vogt						Skoda MB 1300 RS					
1	47.000	41.516	33.880	144.2	2:02.396	8	43.542	43.699	34.020	139.7	2:01.261
2	45.580	41.966	33.802	142.5	2:01.348	9	43.344	39.913	33.081	141.4	1:56.338
3	44.326	40.830	33.040	142.5	1:58.196	10	43.681	39.363	32.507	144.4	1:55.551
4	44.263	40.303	33.369	143.0	1:57.935	11	42.923	39.809	48.404	118.9	2:11.136
5	44.268	39.903	33.901	142.9	1:58.072	12	45.860	39.679	33.825	142.7	1:59.364
6	44.063	40.451	32.900	145.9	1:57.414	13	44.820	40.844	33.215	137.1	1:58.879
7	44.352	40.382	32.699	142.3	1:57.433	14					





Preis der Stadt Magdeburg

MCS Stuttgart

VFV GLPpro Tourenwagen + GT - GL-Wertung

06 - 09 July 2012

Runden und Sector Zeiten -

Oschersleben - 3696 mtr.

582 Felix Vaillant					Renault R5 Alpine Turbo						
1	50.175	46.585	37.207	124.7	2:13.967	7	49.221	45.463	37.225	125.6	2:11.909
2	52.281	47.503	37.954	125.9	2:17.738	8	49.769	48.433	37.563	116.6	2:15.765
3	50.082	47.653	37.993	123.6	2:15.728	9	50.969	46.340	38.207	111.8	2:15.516
4	50.399	47.620	37.396	125.2	2:15.415	10	51.671	46.258	38.603	110.7	2:16.532
5	49.468	45.784	37.392	120.4	2:12.644	11	52.662	47.097	37.057	117.3	2:16.816
6	50.191	47.122	39.831	121.1	2:17.144	12					

589 Manfred Kuhl					BMW 2002Tii						
1	49.591	43.527	36.061	125.7	2:09.179	7	46.599	43.232	35.676	125.1	2:05.507
2	50.258	43.489	35.719	125.7	2:09.466	8	46.801	43.596	35.367	121.3	2:05.764
3	47.378	43.624	34.976	123.1	2:05.978	9	47.044	43.247	35.094	123.7	2:05.385
4	46.926	43.473	35.971	127.2	2:06.370	10	47.281	44.102	36.602	122.3	2:07.985
5	47.611	43.757	36.015	127.4	2:07.383	11	47.657	43.631	35.265	120.8	2:06.553
6	47.756	43.643	36.118	125.9	2:07.517	12	47.122	43.019	36.243	121.8	2:06.414

592 Hajo Weber					Audi 50LS						
1	46.275	39.931	32.422	133.8	1:58.628	8	45.006	40.985	32.904	132.0	1:58.895
2	55.701	41.655	33.843	128.9	2:11.199	9	45.259	44.258	33.915	130.3	2:03.432
3	45.175	42.064	34.319	130.8	2:01.558	10	44.802	41.043	32.954	131.4	1:58.799
4	46.140	41.328	33.047	130.4	2:00.515	11	44.793	40.336	33.078	132.4	1:58.207
5	45.467	40.875	33.516	131.9	1:59.858	12	44.497	39.899	32.428	132.0	1:56.824
6	45.618	43.256	33.101	131.1	2:01.975	13	44.907	39.906	33.252	133.3	1:58.065
7	45.337	40.377	33.641	131.4	1:59.355	14					

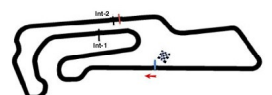
602 Michael Schneider					Ford Escort MKII						
1	42.157	36.394	30.477	149.2	1:49.028	8	43.010	37.308	31.162	141.4	1:51.480
2	41.154	36.883	30.797	148.4	1:48.834	9	44.721	38.543	31.893	140.4	1:55.157
3	41.619	36.896	30.906	147.5	1:49.421	10	42.825	37.673	32.286	145.7	1:52.784
4	41.675	37.717	31.167	145.7	1:50.559	11	43.799	39.830	33.491	133.3	1:57.120
5	42.426	39.140	31.352	145.2	1:52.918	12	43.336	39.426	32.320	130.8	1:55.082
6	42.087	37.225	31.422	141.2	1:50.734	13	44.387	39.448	32.973	131.1	1:56.808
7	42.556	37.299	31.086	146.5	1:50.941	14	43.727	42.028	33.458	118.3	1:59.213

607 Stefan Seidel					Alfa Romeo Giulia Ti Super						
1	49.376	44.058	36.072	124.7	2:09.506	7	47.080	43.855	36.347	121.9	2:07.252
2	50.129	43.655	35.889	127.2	2:09.673	8	48.052	42.955	36.165	127.2	2:07.172
3	47.503	43.488	35.529	125.9	2:06.520	9	47.535	43.185	35.943	120.0	2:06.663
4	48.469	43.177	35.616	126.6	2:07.262	10	49.612	43.172	35.871	126.8	2:08.655
5	47.355	43.822	35.743	126.3	2:06.920	11	47.875	43.498	35.671	120.5	2:07.044
6	47.761	43.226	35.760	128.4	2:06.747	12	47.328	43.795	36.726	113.4	2:07.849

623 Jeronimo Lenkeit					BMW 2002						
1	45.449	40.613	33.556	135.8	1:59.618	5	44.202	41.172	35.150	115.6	2:00.524
2	46.144	40.699	32.960	136.7	1:59.803	6	45.503	40.670	36.150	127.5	2:02.323
3	43.728	40.131	32.721	137.1	1:56.580	7	45.142	41.791	33.711	131.1	2:00.644
4	44.940	39.486	32.400	134.7	1:56.826	8	45.521	42.164	33.920	134.5	2:01.605

624 Sebastian Gierkes					Renault Clio Cup A						
1	41.826	41.225	34.142	133.2	2:00.183	2	In	In	In	In	6:08.062 p

644 Stefan Pasternak					Trabant 601						
1	51.072	45.149	37.515	113.3	2:13.736	5	49.450	44.942	37.061	109.9	2:11.453
2	48.665	46.398	39.060	113.7	2:14.143	6	1:08.236	45.997	37.602	114.0	2:31.835
3	49.894	46.025	38.254	113.8	2:14.173	7	49.460	45.418	37.651	114.6	2:12.529
4	49.978	46.514	38.231	114.4	2:14.723	8	48.984	45.400	In	In	2:27.080 p





Preis der Stadt Magdeburg

MCS Stuttgart

VFV GLPpro Tourenwagen + GT - GL-Wertung

06 - 09 July 2012

Runden und Sector Zeiten -

Oschersleben - 3696 mtr.

680 Hartmuth Rupprecht						BMW 2002					
1	45.931	40.487	33.233	137.4	1:59.651	8	42.839	39.973	32.305	144.0	1:55.117
2	45.824	39.452	32.078	145.0	1:57.354	9	42.752	41.242	32.105	144.4	1:56.099
3	44.004	39.559	32.719	144.4	1:56.282	10	42.801	39.702	32.178	143.4	1:53.681
4	43.407	39.695	31.988	147.1	1:55.098	11	43.432	42.070	32.517	145.6	1:58.019
5	43.600	41.687	32.258	146.9	1:57.545	12	42.919	39.099	32.185	142.5	1:54.203
6	43.798	40.989	32.440	142.5	1:57.227	13	43.492	39.140	34.518	147.5	1:57.150
7	43.881	41.486	33.938	145.2	1:59.305	14					

713 Fred Schneider						Porsche 924					
1	45.252	39.476	34.253	139.4	1:58.981	8	43.527	38.413	31.400	141.9	1:53.340
2	44.076	39.526	33.011	139.9	1:56.613	9	43.293	38.279	31.481	141.0	1:53.053
3	43.877	39.542	32.951	139.7	1:56.370	10	43.028	39.181	31.617	141.0	1:53.826
4	43.678	41.400	32.665	140.3	1:57.743	11	44.082	39.710	31.704	141.0	1:55.496
5	44.352	39.788	32.926	137.9	1:57.066	12	42.719	40.129	31.983	137.9	1:54.831
6	44.268	38.948	32.065	139.4	1:55.281	13	43.294	38.660	32.267	134.0	1:54.221
7	43.484	42.091	31.580	140.1	1:57.155	14					

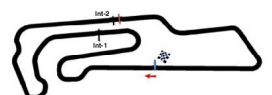
728 Oskar Bauer						Alfa Romeo Alfetta GTV 2,0					
1	45.059	40.138	33.507	133.2	1:58.704	8	44.295	39.655	32.298	133.3	1:56.248
2	45.705	40.058	32.976	133.5	1:58.739	9	44.226	39.213	32.423	133.0	1:55.862
3	45.901	39.642	32.896	133.3	1:58.439	10	45.294	40.216	32.354	133.0	1:57.864
4	44.113	39.314	32.598	132.7	1:56.025	11	44.254	40.290	32.424	133.3	1:56.968
5	44.254	41.326	32.282	132.4	1:57.862	12	44.420	42.563	34.684	130.1	2:01.667
6	43.966	41.249	33.220	132.7	1:58.435	13	43.946	39.559	34.053	130.8	1:57.558
7	44.756	39.749	35.873	130.6	2:00.378	14					

734 Sascha Herz						Ferrari Montial					
1	53.836	47.808	39.691	128.7	2:21.330	7	49.724	47.632	37.566	125.0	2:14.922
2	51.307	48.734	40.813	114.0	2:20.854	8	50.321	46.621	37.734	125.1	2:14.676
3	51.577	47.953	38.293	126.5	2:17.823	9	51.055	46.727	39.137	125.3	2:16.919
4	52.414	47.720	38.289	125.3	2:18.423	10	50.774	48.874	37.539	122.3	2:17.187
5	52.427	46.921	38.983	125.4	2:18.331	11	50.244	46.241	38.318	120.3	2:14.803
6	50.449	46.983	38.618	126.8	2:15.050	12					

735 Franz Straub						DeTomaso Pantera GT4					
1	43.114	41.031	32.908	168.2	1:57.053	8	43.592	39.877	32.523	171.4	1:55.992
2	41.909	41.255	34.261	166.9	1:57.425	9	42.057	40.877	32.652	175.9	1:55.586
3	42.675	41.808	33.447	174.8	1:57.925	10	41.880	39.714	32.606	173.6	1:54.210
4	43.369	41.270	33.266	172.8	1:57.905	11	43.580	41.592	33.118		1:58.290
5	43.045	40.651	32.675	174.2	1:56.371	12	42.728	40.142	32.502	174.2	1:55.372
6			32.411	172.0	1:55.941	13	42.712	40.613	32.355	180.0	1:55.680
7	43.734	43.567	33.161	175.6	2:00.462	14					

739 Gerhard Götz						Alfa Romeo 2000 GTV					
1	52.059	46.550	36.647	137.6	2:15.256	7	48.257	45.601	38.494	139.7	2:12.352
2	51.437	46.671	37.672	132.0	2:15.780	8	50.224	47.039	37.506	137.9	2:14.769
3	51.141	47.528	36.526	138.1	2:15.195	9	48.974	46.208	37.606	137.4	2:12.788
4	48.952	46.176	38.940	132.5	2:14.068	10	49.720	46.422	38.383	129.7	2:14.525
5	48.643	46.327	37.179	125.9	2:11.149	11	51.343	46.743	37.028	135.8	2:15.114
6	49.007	49.814	39.188	134.8	2:18.009	12					

744 Andreas Kuck						Porsche 944					
1	48.468	46.779	37.473	136.9	2:12.720	7	49.012	46.441	37.515	122.3	2:12.968
2	49.512	47.997	38.482	135.5	2:15.991	8	49.847	47.134	38.193	136.0	2:15.174
3	49.228	47.241	37.519	135.3	2:13.988	9	48.865	46.601	38.243	135.2	2:13.709
4	48.763	47.997	39.440	134.2	2:16.200	10	48.500	47.335	38.473	117.6	2:14.308
5	48.413	46.276	37.594	132.8	2:11.283	11	50.111	47.619	37.543	135.2	2:15.273
6	48.909	47.996	38.898	134.8	2:15.803	12					





Preis der Stadt Magdeburg

MCS Stuttgart

VFV GLPpro Tourenwagen + GT - GL-Wertung

Runden und Sector Zeiten -

06 - 09 July 2012

Oschersleben - 3696 mtr.

765 Rainer Stäwen					Triumph TR 4a						
1	52.122	49.774	39.539	115.9	2:21.435	7	52.217	47.955	37.489	117.3	2:17.661
2	57.088	50.068	38.946	116.4	2:26.052	8	50.504	47.751	37.516	117.8	2:15.771
3	52.360	48.186	38.490	116.3	2:19.036	9	50.909	46.482	39.280	117.1	2:16.671
4	51.637	48.388	39.529	117.9	2:19.554	10	50.849	46.715	40.630	116.0	2:18.194
5	51.162	49.155	37.834	117.3	2:18.151	11	50.949	47.329	39.368	119.5	2:17.646
6	51.932	47.837	37.750	117.5	2:17.519	12					

769 Michael Koppe					Jaguar E-Type Coupe						
1	50.650	46.734	38.429	126.6	2:15.813	7	53.427	46.305	40.100	131.1	2:19.832
2	55.106	49.637	38.944	125.6	2:23.687	8	51.107	46.881	37.712	133.7	2:15.700
3	52.356	47.902	38.251	139.5	2:18.509	9	53.174	49.034	41.333	114.0	2:23.541
4	51.978	50.641	40.882	132.2	2:23.501	10	56.681	47.682	41.934	119.6	2:26.297
5	52.206	47.909	38.107	134.8	2:18.222	11	54.516	51.090	40.353	122.0	2:25.959
6	49.622	46.200	37.807	111.0	2:13.679	12					

777 Alexander Brinkmann					Ford Escort MKII						
1	45.634	40.721	38.881	139.2	2:05.236	2	52.066	41.762	In		2:18.799 p

