



Preis der Stadt Magdeburg

MCS Stuttgart

Tourenwagen und GT - Testfahrten 3

Runden und Sector Zeiten -

06 - 09 July 2012
Oschersleben - 3696 mtr.

1	Rüffer Thorsten					Norma-Nissan					
1	Out	34.122	26.594	201.1	1:47.144	8	34.37	35.128	26.311	204.5	1:35.796
2	36.280	32.648	30.476	200.0	1:39.404	9	35.617	32.883	25.553	203.8	1:34.053
3	36.152	36.532	27.983	188.8	1:40.667	10	35.211	30.142	24.413	205.7	1:29.766
4	39.471	31.227	26.493	198.5	1:37.191	11	34.719	30.093	24.054	206.1	1:28.866
5	35.848	34.245	In		1:50.874 P	12	36.281	29.708	24.123	205.3	1:30.112
6	Out	31.710	25.932	204.9	3:08.464	13	34.859	31.871	24.483	204.5	1:31.213
7	36.413	32.627	26.492	203.8	1:35.532	14					

2	Fiedler Andreas					PRC-BMW					
1	Out	41.018	30.380	184.9	2:02.748	8	35.500	34.694	24.815	195.7	1:35.009
2	39.793	36.822	28.833	196.4	1:45.448	9	35.142	38.537	25.397	197.4	1:39.076
3	37.407	32.723	25.471	192.5	1:35.601	10	35.888	30.992	24.347	197.1	1:31.227
4	35.632	34.162	31.228	185.9	1:41.022	11	34.932	30.053	24.329	198.5	1:29.314
5	35.958	34.200	27.311	194.2	1:37.469	12	35.344	29.770	24.636	196.0	1:29.750
6	35.524	35.175	27.376	194.2	1:38.075	13	34.913	30.721	30.795	170.1	1:36.429
7	34.985	30.337	24.831	197.8	1:30.153	14	39.370	37.909	In		2:06.391 P

4	"Paul Green"					BMW 320si E90					
1	Out	40.653	32.52	159.5	2:00.845	3	Out	37.343	In		4:13.782 P
2	41.349	38.056	In		2:00.459 P	4	Out	36.70	In		11:28.075 P

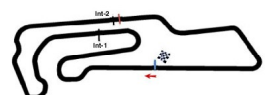
4	"Tommy Tulpe"					PRC-Ford					
1	Out	34.750	27.996	199.6	1:47.737	4	36.466	33.021	26.08	201.1	1:35.495
2	36.768	33.650	28.958	201.5	1:39.376	5	36.593	32.12	In		1:53.630 P
3	35.646	35.936	28.142	200.4	1:39.724	6					

6	Breitenmoser Turi					PRC-Turbo					
1	Out	39.935	28.744	193.9	2:01.149	8	35.809	35.027	26.424	196.7	1:37.260
2	37.098	33.360	27.078	197.1	1:37.536	9	35.950	34.560	28.039	194.6	1:38.549
3	36.222	33.560	28.294	196.7	1:38.076	10	38.570	36.090	26.843	196.0	1:41.503
4	35.976	36.705	27.267	197.4	1:39.948	11	36.099	33.348	26.526	199.6	1:35.973
5	37.617	33.255	27.104	194.6	1:37.976	12	34.708	31.22	26.956	200.0	1:32.896
6	35.853	34.109	27.879	199.3	1:37.841	13	35.162	31.987	25.82	201.9	1:32.969
7	35.471	34.067	25.832	197.4	1:35.370	14	35.614	36.636	In		1:59.730 P

8	Boyd Jay					PRC-BMW					
1	Out	40.986	29.797	177.6	1:52.884	8	38.918	36.904	28.857	185.9	1:44.679
2	38.170	35.921	28.237	182.4	1:42.328	9	36.541	32.551	26.434	188.8	1:35.526
3	36.920	33.966	28.884	186.2	1:39.790	10	37.278	32.609	26.913	184.6	1:36.800
4	37.597	33.039	27.845	180.9	1:38.481	11	35.701	32.648	In		1:47.529 P
5	36.929	33.067	27.682	183.7	1:37.678	12	Out	33.899	27.298	186.5	2:46.856
6	37.109	35.780	29.113	181.8	1:42.002	13	36.647	33.937	26.822	183.7	1:37.406
7	36.858	32.701	27.334	189.1	1:36.893	14					

11	Charriere Bernard					PRC-BMW					
1	Out	51.327	39.719	155.8	2:26.700	7	38.615	36.515	28.972	175.3	1:44.102
2	46.646	43.394	33.929	163.6	2:03.969	8	38.860	36.985	29.662	175.9	1:45.507
3	42.702	41.050	31.990	172.2	1:55.742	9	38.647	36.735	31.995	171.4	1:47.377
4	41.956	38.848	32.324	168.0	1:53.128	10	40.478	35.597	27.924	174.5	1:43.999
5	40.256	39.934	31.817	171.4	1:52.007	11	37.28	34.863	27.60	174.5	1:39.731
6	39.141	38.265	29.745	173.1	1:47.151	12					

18	Slobodan Cvetkovic					Audi R8 LMS GT3					
1	Out	47.047	36.366	152.8	2:20.942	6	39.188	37.638	31.228	165.6	1:48.054
2	45.578	39.709	In		2:13.449 P	7	43.414	39.792	31.135	177.0	1:54.341
3	Out	38.558	31.509	177.3	3:53.213	8	44.713	37.761	30.715	176.5	1:53.189
4	41.546	38.454	31.432	177.0	1:51.432	9	39.250	37.254	31.955	175.0	1:48.459





Preis der Stadt Magdeburg

MCS Stuttgart

Tourenwagen und GT - Testfahrten 3

06 - 09 July 2012

Runden und Sector Zeiten -

Oschersleben - 3696 mtr.

5	39.587	38.109	30.847	177.3	1:48.543	10				
---	--------	--------	--------	------------------	----------	----	--	--	--	--

22 Münch Gerhard					Norma-Honda						
1	Out	42.007	31.339	172.5	1:59.732	9	35.966	33.488	27.240	186.9	1:36.694
2	40.533	36.303	30.187	176.8	1:47.023	10	38.751	37.141	28.627	185.6	1:44.519
3	38.073	40.617	27.514	181.2	1:46.204	11	35.511	31.562	28.808	187.8	1:35.881
4	39.359	33.517	28.892	181.8	1:41.768	12	35.943	33.906	26.028	189.1	1:35.877
5	38.469	34.745	29.126	183.1	1:42.340	13	35.124	31.144	26.801	186.2	1:33.069
6	37.207	32.037	28.265	181.2	1:37.509	14	38.925	30.983	25.997	186.2	1:35.905
7	35.722	32.880	28.038	187.5	1:36.640	15	35.983	36.114	26.215	185.6	1:38.312
8	37.329	37.494	29.140	184.3	1:43.963	16					

23 Shepard John					PRC-Honda						
1	Out	40.898	32.159	166.4	1:58.381	7	41.938	37.919	31.564	167.2	1:51.421
2	39.656	35.767	31.534	164.6	1:46.957	8	40.459	36.664	30.199	168.8	1:47.322
3	39.646	36.362	29.501	168.8	1:45.509	9	39.447	34.924	28.415	170.1	1:42.786
4	1:44.947	38.916	32.081	166.9	2:55.944	10	37.747	33.813	27.683	168.2	1:39.243
5	38.833	37.570	31.646	167.4	1:48.049	11	39.304	34.627	28.436	167.7	1:42.367
6	39.241	34.828	29.892	168.5	1:43.961	12	39.245	34.655	27.352	170.3	1:41.252

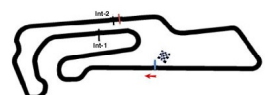
27 Behler H.Christoph					Radical						
1	Out	57.125	43.368	103.3	2:42.327	7	41.832	36.589	30.671	158.4	1:49.092
2	45.338	38.584	33.887	151.3	1:57.809	8	40.434	35.961	30.234	159.5	1:46.629
3	42.065	37.262	31.287	150.6	1:50.614	9	40.274	36.063	30.797	160.7	1:47.134
4	43.853	56.633	34.850	137.1	2:15.336	10	39.818	36.564	29.850	161.2	1:46.232
5	42.755	39.438	31.445	156.1	1:53.638	11	39.587	35.838	30.262	157.2	1:45.687
6	41.351	37.429	30.648	151.3	1:49.428	12	39.956	35.713	30.454	155.8	1:46.123

27 Jürgen Schlager					Porsche 993 GT2						
1	Out	52.349	In		2:42.901 P	7	40.898	37.025	30.769	192.9	1:48.692
2	Out	39.801	29.880	178.2	2:13.794	8	37.661	38.112	31.384	191.2	1:47.157
3	38.324	36.706	In		1:59.213 P	9	36.832	33.380	26.878	187.8	1:37.090
4	Out	36.906	31.187	188.2	4:32.372	10	35.221	33.833	26.990	187.8	1:37.044
5	37.347	37.292	28.189	188.5	1:42.828	11	38.099	34.281	29.238	182.4	1:41.618
6	36.920	33.648	27.196	187.5	1:37.764	12	36.290	32.620	27.369	181.2	1:36.279

33 Julia Trampert					Ford Fiesta 1.6 16V						
1	Out	45.133	37.194	132.5	2:14.109	7	43.764	39.389	32.823	139.4	1:55.976
2	46.007	41.379	34.012	138.3	2:01.398	8	44.680	39.888	In		2:14.160 P
3	44.337	40.643	33.732	139.7	1:58.712	9	Out	40.198	35.228	136.9	4:29.594
4	44.619	40.578	33.641	137.2	1:58.838	10	45.369	39.924	32.843	139.4	1:58.136
5	44.682	39.423	33.154	137.9	1:57.259	11	43.818	40.922	33.509	132.4	1:58.249
6	43.969	37.316	32.682	141.5	1:55.997	12					

34 Lennart Marioneck					Ford Fiesta 1.6 16V						
1	Out	43.152	32.618	144.8	2:08.852	7	41.376	37.308	30.329	145.0	1:49.013
2	42.831	37.728	31.422	144.8	1:51.981	8	41.617	37.677	31.092	145.4	1:50.386
3	44.129	36.825	32.270	145.6	1:53.224	9	42.096	36.703	30.193	145.2	1:48.997
4	42.463	39.645	30.796	145.2	1:52.904	10	44.200	36.389	30.255	145.6	1:50.824
5	42.314	37.616	In		1:59.765 P	11	42.117	36.731	30.385	145.0	1:49.233
6	Out	37.228	30.365	145.9	4:53.391	12					

41 Eizenhammer Evi					PRC-Honda/C-3						
1	Out	39.378	30.897	176.2	2:02.122	6	38.268	37.601	29.601	178.5	1:45.470
2	38.545	36.583	29.195	168.0	1:44.323	7	38.531	37.282	28.767	177.0	1:44.580
3	40.613	38.244	28.837	178.8	1:47.694	8	41.456	36.726	28.407	174.5	1:46.589
4	40.351	35.787	29.503	179.7	1:45.641	9	38.248	36.237	28.126	180.3	1:42.611
5	38.072	36.244	30.552	176.8	1:44.868	10	37.591	36.604	In		2:08.892 P





Preis der Stadt Magdeburg

MCS Stuttgart

Tourenwagen und GT - Testfahrten 3

Runden und Sector Zeiten -

06 - 09 July 2012
Oschersleben - 3696 mtr.

44	Christof Langer					Porsche 997 GT3 Cup					
1	Out	43.859	In		2:29.348 P	8	37.768	33.968	28.262	184.9	1:39.998
2	Out	38.860	30.075	183.7	2:16.042	9	36.918	35.049	28.586	186.2	1:40.553
3	39.057	35.288	28.782	185.5	1:43.127	10	35.853	33.488	27.925	185.5	1:38.276
4	38.306	34.524	28.358	184.6	1:41.188	11	38.102	33.148	28.126	183.1	1:39.376
5	37.918	34.672	In		1:49.338 P	12	40.623	34.710	30.737	142.3	1:46.070
6	Out	37.425	29.632	155.2	2:49.937	13	43.211	35.509	In		1:59.799 P
7	39.146	35.372	27.717	186.2	1:42.235	14					

50	Tobias Paul					BMW M3 V8					
1	Out	46.663	In		2:30.600 P	8	37.759	35.317	29.088	180.9	1:42.164
2	Out	38.461	32.094	178.8	2:14.915	9	37.722	34.175	28.447	181.8	1:40.344
3	38.558	35.496	30.074	179.4	1:44.128	10	37.769	33.803	28.176	181.5	1:39.748
4	37.871	34.084	28.517	179.7	1:40.472	11	39.577	33.457	27.760	182.4	1:40.804
5	39.032	34.669	28.459	180.3	1:42.160	12	38.562	36.332	29.140	180.9	1:44.034
6	37.648	34.816	In		1:50.717 P	13	37.761	36.988	In		1:57.607 P
7	Out	35.468	29.619	181.5	3:15.206	14					

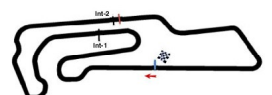
51	Patrick Rahn					Ford Fiesta ST					
1	Out	38.255	33.183	141.2	1:53.986	3	42.077	40.276	30.954	141.9	1:53.307
2	43.327	37.853	31.436	141.5	1:52.626	4	43.269	39.704	30.950	139.5	1:53.923

52	Jörgen Hansen					Porsche 997					
1	Out	43.639	30.865	169.3	2:05.231	8	37.109	34.333	In		1:56.352 P
2	40.972	36.501	28.821	191.2	1:46.294	9	Out	35.304	28.525	185.6	3:46.502
3	39.675	36.726	27.132	191.2	1:44.533	10	38.188	34.165	28.357	188.5	1:40.710
4	37.878	33.744	28.496	185.9	1:40.118	11	38.600	34.081	29.226	188.5	1:41.907
5	38.464	34.541	28.810	190.5	1:41.815	12	38.111	36.216	28.523	184.9	1:42.850
6	38.015	36.521	28.264	191.8	1:42.800	13	38.705	34.364	In		1:56.811 P
7	41.097	34.540	28.329	191.2	1:43.966	14					

53	Maximilian Stein					Porsche 997					
1	Out	35.584	28.331	183.4	1:45.329	9	36.132	35.046	In		1:54.409 P
2	38.579	37.723	27.659	182.4	1:43.961	10	Out	33.602	28.470	184.6	3:32.732
3	37.384	34.069	27.385	184.9	1:38.838	11	37.225	33.743	29.132	184.9	1:40.100
4	36.138	33.888	27.421	184.6	1:37.447	12	36.316	32.732	27.071	185.6	1:36.119
5	36.119	33.499	27.869	186.2	1:37.487	13	35.979	33.275	27.430	183.7	1:36.684
6	38.327	33.749	27.482	185.9	1:39.558	14	36.866	33.023	27.066	184.3	1:36.955
7	37.392	33.055	28.222	185.5	1:38.669	15	35.888	32.586	27.611	185.5	1:36.055
8	37.327	34.078	28.853	184.6	1:40.258	16					

54	Hermann Wager					BMW M3 V8					
1	Out	38.553	29.712	181.8	1:56.598	8	41.840	37.706	32.788	161.4	1:52.334
2	38.280	33.669	28.388	183.4	1:40.337	9	42.448	37.451	30.359	177.0	1:50.258
3	36.657	33.020	27.956	185.2	1:37.712	10	39.441	36.749	30.134	182.1	1:46.324
4	37.764	33.839	In		1:45.856 P	11	40.529	34.797	29.028	184.3	1:44.354
5	Out	1:22.011	31.460	178.5	5:56.415	12	38.620	36.199	29.700	182.7	1:44.519
6	39.486	36.589	29.832	173.9	1:45.907	13	39.055	36.138	30.124	174.5	1:45.317
7	39.048	38.067	32.838	173.9	1:49.953	14					

55	Ludwig-Bleck					Toyota MR2 T					
1	Out	50.317	33.461	166.4	2:15.249	6	39.703	36.823	29.888	175.9	1:46.414
2	43.392	39.685	31.281	173.9	1:54.358	7	39.049	36.319	28.894	174.8	1:44.262
3	40.876	40.553	32.073	175.3	1:53.502	8	38.726	35.775	28.482	174.5	1:42.983
4	41.988	37.937	31.399	175.3	1:51.324	9	38.756	35.714	28.662	174.5	1:43.192
5	39.302	37.872	31.498	175.3	1:48.672	10					





Preis der Stadt Magdeburg

MCS Stuttgart

Tourenwagen und GT - Testfahrten 3

Runden und Sector Zeiten -

06 - 09 July 2012
Oschersleben - 3696 mtr.

61 Bruno Stucky					Mercedes SLS GT3						
1	Out	42.327	33161	173.6	2:08.833	9	37.263	34.807	28159	187.8	1:40.229
2	46.819	43.004	29.974	184.3	1:59.797	10	37.618	34.417	28.069	188.2	1:40.104
3	39.710	34.882	30.275	184.3	1:44.867	11	38.949	34.638	29.589	189.7	1:43.176
4	38.027	34.276	In		1:55.492 P	12	37.438	35.273	27.809	186.9	1:40.520
5	Out	34.688	30.769	174.2	2:59.518	13	36.980	33.518	27.693	187.5	1:38.191
6	43.331	40.219	28.913	187.5	1:52.463	14	35.871	34.727	27.651	187.5	1:39.249
7	37.369	34.031	27.543	185.9	1:38.943	15	37.392	34.462	27.954	188.8	1:39.808
8	37.385	33.817	27.477	186.5	1:38.679	16					

62 Edwin Stucky					Mercedes SLS GT3						
1	Out	39.287	28.376	186.5	1:54.212	7	38.131	35.776	28.873	189.5	1:42.780
2	37.356	35.267	27.676	187.5	1:40.299	8	38.537	33.236	27.267	189.1	1:39.040
3	36.789	33.696	28.120	185.2	1:38.605	9	37.500	33.150	28.444	187.8	1:39.094
4	37.623	38.075	31.099	188.5	1:46.797	10	35.431	36.312	27.144	189.5	1:39.887
5	37.490	36.172	29.747	188.5	1:43.409	11	40.183	39.505	27.454	187.5	1:47.142
6	36.909	33.483	27.331	188.2	1:37.723	12	36.650	33.976	In		1:51.132 P

63 Josef Klüber					Corvette GT3						
1	Out	40.208	32.440	168.8	1:54.314	8	35.464	34.810	27.373	197.8	1:37.647
2	39.597	40.013	In		2:05.792 P	9	1:06.850	33.855	30.566	193.2	2:11.271
3	Out	35.841	28.273	194.9	3:08.222	10	37.463	36.816	27.139	196.4	1:41.418
4	37.175	35.867	28.773	194.9	1:41.815	11	35.838	33.437	In		1:49.255 P
5	36.417	33.857	29.392	194.6	1:39.666	12	Out	32.579	25.500	196.7	3:45.112
6	40.685	40.669	29.907	195.7	1:51.261	13	35.845	32.717	27.299	196.7	1:35.861
7	38.332	34.092	27.767	196.4	1:40.191	14					

76 Dr. Bertagnoli-Hofmann					Ferrari 360 GT						
1	Out	47.197	40.441	147.5	2:23.855	5	Out	43.061	33.160	152.5	8:24.034
2	47.414	41.396	33.836	165.4	2:02.646	6	42.992	38.822	31.305	153.8	1:53.119
3	41.632	35.949	In		1:59.990 P	7	41.881	38.568	30.905	157.7	1:51.354
4	Out	39.546	In		6:09.725 P	8					

81 Chris Vogler					Melkus RS 2000 GTR T						
1	Out	44.836	33.591	155.6	2:15.003	4	38.859	34.373	28.851	169.5	1:42.093
2	40.301	37.958	29.461	169.8	1:47.720	5	40.328	34.989	In		1:54.646 P
3	37.942	35.428	29.070	169.5	1:42.440	6					

85 Roland Poulsen					Porsche 997 GT3 Cup						
1	Out	49.929	40.243	173.4	2:32.426	7	38.975	36.316	In		2:02.826 P
2	49.871	41.070	31.442	179.1	2:02.383	8	Out	36.606	29.533	178.5	4:47.909
3	40.257	36.811	30.837	178.2	1:47.905	9	38.696	34.917	28.789	180.0	1:42.402
4	40.483	36.446	29.390	182.3	1:46.319	10	38.382	34.688	28.333	179.7	1:41.373
5	38.831	36.526	29.369	177.9	1:44.726	11	38.953	35.885	29.187	178.5	1:44.025
6	40.002	35.144	29.463	179.4	1:44.609	12	37.671	36.125	29.153	179.7	1:42.949

