



Preis der Stadt Magdeburg

MCS Stuttgart

German Touren Wagen Cup - Zeittraining 2

06 - 09 July 2012

Runden und Sector Zeiten -

Oschersleben - 3696 mtr.

510G Carsten Dittmar					Seat Leon Supercopa						
1	Out	45.799	36.317	145.6	2:10.826	7	39.064	34.804	28.886	165.9	1:42.704
2	42.659	38.162	31.111	165.1	1:51.932	8	38.378	39.484	29.377	165.6	1:47.239
3	40.885	37.478	29.554	165.4	1:47.917	9	38.401	34.980	29.491	164.6	1:42.872
4	39.152	35.266	29.042	164.6	1:43.460	10	38.495	35.083	28.882	166.2	1:42.460
5	38.609	35.226	30.136	165.4	1:43.971	11	47.200	35.548	31.079	127.7	1:53.827
6	40.098	37.701	28.962	165.4	1:46.761	12	48.546	44.490	In		2:28.362 p

154G Wilfried Lechte				Opel Astra			
1				2:01.509	3		1:59.988
2				6:59.175	4		2:00.069

12G Frank Kawalek					Porsche 911RS						
1	41.444	36.127	30.119	162.4	1:47.690	5	38.985	35.543	29.669	164.4	1:44.197
2	39.056	35.332	30.408	163.9	1:44.796	6	39.537	35.617	29.532	163.9	1:44.686
3	37.702	39.567	In		1:57.194 P	7	38.961	35.463	34.191	133.2	1:48.615
4		35.866	29.411	165.4	2:46.125	8	49.589	44.222	In		2:20.248 p

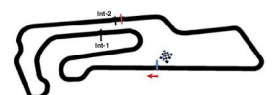
60G Carol Wittke					Renault Clio RS III						
1	44.675	38.204	30.950	145.4	1:53.829	9	40.927	37.172	32.171	143.8	1:50.270
2	41.150	39.051	30.529	145.4	1:50.730	10	41.099	36.905	30.081	145.6	1:48.085
3	41.228	37.804	30.336	145.9	1:49.368	11	40.535	37.153	30.942	145.9	1:48.630
4	40.864	36.649	30.015	145.9	1:47.528	12	41.217	36.466	30.306	145.0	1:47.989
5	40.749	36.429	30.752	145.9	1:47.930	13	40.784	36.414	30.109	145.7	1:47.307
6	40.533	37.816	In		1:55.524 P	14	40.800	36.586	30.993	139.9	1:48.379
7		37.207	30.240	146.1	3:15.995	15	41.265	36.634	30.794	144.2	1:48.693
8	40.712	37.236	30.387	146.1	1:48.335	16					

61G Frankie Jorgensen					Renault Clio Cup III						
1	43.464	41.275	33.044	143.4	1:57.783	8	41.581	37.529	32.065	144.4	1:51.175
2	42.371	40.268	32.929	142.9	1:55.568	9	42.086	37.022	30.519	145.0	1:49.627
3	43.203	40.762	32.671	144.4	1:56.636	10	42.500	37.110	30.630	145.0	1:50.240
4	42.556	40.939	32.856	144.8	1:56.351	11	41.344	37.247	30.628	144.4	1:49.219
5	42.291	41.083	In		2:12.151 P	12	41.131	37.071	30.461	145.6	1:48.663
6		41.954	31.759	145.0	3:44.994	13	41.705	37.091	30.598	143.8	1:49.394
7	41.466	39.083	30.724	145.7	1:51.273	14	41.528	37.086	30.592	144.0	1:49.206

13 Steffen Großmann					Trabant RS						
1	47.355	43.338	35.544	123.6	2:06.237	8	45.240	40.661	34.224	127.5	2:00.125
2	45.575	41.821	34.500	126.8	2:01.896	9	44.786	40.683	34.216	127.7	1:59.685
3	45.735	41.690	34.030	126.9	2:01.455	10	44.648	40.369	33.348	128.3	1:58.365
4	45.155	41.357	34.356	126.9	2:00.868	11	45.102	40.338	33.055	128.4	1:58.535
5	45.588	40.897	34.253	127.2	2:00.708	12	44.401	40.330	33.540	127.7	1:58.271
6	44.818	41.165	34.387	127.2	2:00.370	13	45.341	40.239	33.746	127.1	1:59.346
7	45.966	41.311	34.015	127.7	2:01.292	14					

17 Daniel Milde					Trabant RS						
1	46.020	41.409	33.818	125.3	2:01.277	5	46.408	41.928	33.679	124.7	2:02.015
2	46.544	42.700	34.849	124.0	2:04.093	6	46.658	41.210	33.890	124.4	2:01.758
3	46.719	41.210	33.335	125.6	2:01.264	7	46.510	41.653	In		2:12.353 p
4	46.725	40.901	33.918	124.3	2:01.544	8					

21 Harald Tänzler					Melkus RS 2000 GTR						
1	43.711	43.973	34.039	153.8	2:01.723	8	41.436	37.202	30.808	154.7	1:49.446
2	40.638	38.965	32.169	155.2	1:51.772	9	37.709	36.731	1:02.406	117.1	2:18.846
3	40.755	38.531	32.070	154.7	1:51.356	10	43.953	37.933	31.442	154.3	1:53.328
4	43.576	38.647	31.982	154.1	1:54.205	11	40.431	37.291	31.169	154.9	1:48.891
5	41.424	42.498	In		2:11.189 P	12	40.692	41.127	31.301	154.7	1:53.120





Preis der Stadt Magdeburg

MCS Stuttgart

German Touren Wagen Cup - Zeittraining 2

06 - 09 July 2012

Runden und Sector Zeiten -

Oschersleben - 3696 mtr.

6		41.238	34.215	154.5	3:14.224	13	40.158	36.893	31.902	154.5	1:48.953
7	46.083	38.288	32.303	155.6	1:56.674	14					

31	Michael Krings						Lada Samara MTX				
1	Out	48.950	36.913	117.4	2:21.997	6	42.958	39.149	32.148	137.2	1:54.250
2	46.372	41.614	34.026	136.5	2:02.012	7	43.189	38.113	32.472	136.5	1:53.774
3	44.186	39.427	33.427	134.7	1:57.040	8	42.646	38.000	32.407	135.5	1:53.123
4	44.529	39.685	32.927	136.5	1:57.141	9	43.134	39.264	In		2:10.548 P
5	44.436	38.493	32.926	135.8	1:55.855	10					

32	Tobias Müller						Lada 2105				
1	51.179	44.733	In		2:22.789 P	6	43.347	37.313	30.907	144.0	1:51.567
2		41.332	34.775	139.7	5:07.367	7	42.929	39.063	In		2:01.455 P
3	44.966	41.654	33.529	141.4	2:00.149	8		44.318	35.191	142.5	3:47.948 P
4	49.280	43.768	37.483	142.1	2:10.531	9	43.227	37.424	31.101	142.9	1:51.752
5	42.581	39.097	32.726	143.4	1:54.384	10					

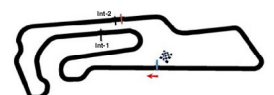
34	Felix Walther						Lada Samara LMS				
1	45.342	41.027	33.384	140.6	1:59.753	8	43.682	38.646	31.633	143.4	1:53.961
2	44.086	40.307	32.295	142.1	1:56.688	9	42.982	39.522	31.934	141.2	1:54.438
3	43.792	39.085	33.581	126.9	1:56.458	10	42.837	39.270	33.041	141.0	1:55.148
4	45.161	40.035	35.074	140.8	2:00.270	11	43.270	39.251	33.424	135.2	1:55.945
5	43.539	39.408	32.725	143.8	1:55.672	12	43.310	37.907	31.142	143.2	1:52.353
6	43.471	39.771	In		2:06.822 P	13	42.655	38.941	31.819	139.9	1:53.445
7		39.124	32.202	142.9	3:18.421	14					

51	Ray Wenzel						Opel Astra OPC				
1	45.484	40.765	32.510	156.7	1:58.759	5	40.046	36.045	30.374	160.7	1:46.465
2	41.218	37.174	32.215	157.4	1:50.607	6	40.328	36.151	29.709	160.5	1:46.188
3	42.483	36.444	In		2:01.268 P	7	39.020	35.296	29.806	159.8	1:44.122
4	Out	38.567	31.576	159.5	4:15.052	8	39.381	35.810	In		1:57.587 P

52	Lucas Waltermann						Renault Clio Cup				
1	Out	46.604	35.413	145.9	2:19.489	8	41.863	36.947	30.811	145.6	1:49.621
2	44.707	38.537	32.758	145.4	1:56.002	9	41.953	37.068	30.874	145.4	1:49.895
3	42.484	39.938	31.653	145.6	1:54.075	10	42.010	38.849	34.119	145.7	1:54.978
4	42.790	40.445	In		2:06.947 P	11	42.212	37.248	In		2:00.462 P
5	Out	38.006	31.391	145.4	3:23.188	12	Out	37.601	31.289	145.4	3:04.080
6	42.097	37.400	31.308	145.2	1:50.800	13	41.842	37.266	31.811	144.8	1:50.919
7	42.258	37.542	32.257	145.9	1:52.057	14	41.624	37.175	30.864	145.6	1:49.663

53	Jan Fromhold						Ford Fiesta				
1	Out	49.600	38.223	118.3	2:26.011	9	42.936	41.582	In		2:04.822 P
2	48.561	41.145	32.755	153.6	2:02.461	10	Out	39.700	31.547	154.9	3:33.655
3	41.993	38.176	31.342	150.8	1:51.511	11	40.823	37.012	30.235	155.2	1:48.070
4	41.074	37.736	30.588	154.7	1:49.398	12	40.681	37.122	31.121	149.8	1:48.924
5	40.717	37.572	30.471	155.4	1:48.760	13	41.085	37.991	33.475	153.8	1:52.551
6	40.699	39.648	32.671	154.9	1:53.018	14	40.548	37.171	30.521	154.1	1:48.240
7	40.564	39.311	32.912	154.7	1:52.787	15	40.630	37.110	30.389	154.7	1:48.129
8	41.215	39.533	34.340	154.1	1:55.088	16					

54	Fabian Engel						Renault Clio Cup				
1	Out	45.485	34.516	143.2	2:15.680	7	41.641	37.165	31.265	148.4	1:50.071
2	43.838	38.848	36.758	97.6	1:59.444	8	41.358	37.358	30.614	148.6	1:49.330
3	44.728	37.735	32.268	147.3	1:54.731	9	41.268	37.641	30.709	147.3	1:49.618
4	41.713	37.682	31.319	147.5	1:50.714	10	41.383	37.394	30.708	147.9	1:49.485
5	41.640	37.658	31.974	147.5	1:51.272	11	41.482	37.337	30.982	147.9	1:49.801
6	41.391	37.088	30.714	147.9	1:49.173	12	41.672	37.789	In		1:59.246 P





Preis der Stadt Magdeburg MCS Stuttgart

German Touren Wagen Cup - Zeittraining 2

06 - 09 July 2012

Runden und Sector Zeiten -

Oschersleben - 3696 mtr.

55 Alexander Groß					Renault Clio Cup						
1	47.238	45.267	35.383	138.8	2:07.888	7	45.733	41.845	In	2:09.384	
2	48.185	45.175	In		2:19.414	8		42.911	34.110	145.4	4:32.763
3		41.199	34.224	145.6	3:22.775	9	44.010	39.466	32.442	144.6	1:55.918
4	43.850	39.884	32.619	145.9	1:56.353	10	42.738	39.250	31.329	146.5	1:53.317
5	44.816	40.842	33.222	146.3	1:58.880	11	42.916	38.322	31.821	146.7	1:53.059
6	45.381	41.795	33.889	144.0	2:01.065	12	43.508	38.836	33.404	144.6	1:55.748

58 Peter Sonnenberg					Ford Escort RS						
1	Out	46.392	34.672	138.1	2:09.929	8	41.363	37.586	30.588	150.6	1:49.532
2	44.380	37.470	31.219	149.4	1:53.069	9	40.759	36.736	In		2:02.797
3	40.945	36.897	30.887	150.6	1:48.729	10	Out	37.622	32.717	146.9	4:50.315
4	41.234	37.018	31.368	147.1	1:49.620	11	41.263	37.402	31.302	150.0	1:49.967
5	40.858	36.881	31.363	150.0	1:49.102	12	41.567	40.490	31.845	149.6	1:53.902
6	43.686	36.876	31.342	150.4	1:51.904	13	41.107	41.208	In		2:14.462
7	41.048	36.732	31.989	151.7	1:49.769	14					

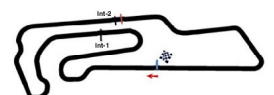
59 Rene Gilomen					Renault Clio RS						
1	45.208	42.716	34.631	150.4	2:02.555	8	44.789	40.362	33.906	148.8	1:59.057
2	43.682	41.110	33.322	150.6	1:58.114	9	42.842	39.740	32.278	149.6	1:54.860
3	43.183	40.507	32.692	150.2	1:56.382	10	43.016	39.713	33.235	149.6	1:55.964
4	43.798	40.799	33.088	150.0	1:57.685	11	42.331	39.871	33.091	149.8	1:55.293
5	43.115	40.197	33.194	149.6	1:56.506	12	42.137	39.074	33.008	146.3	1:54.219
6	43.176	39.787	32.868	151.9	1:55.831	13	42.215	39.057	32.524	150.2	1:53.796
7	44.162	41.729	33.891	150.6	1:59.782	14	42.305	40.969	34.807	147.9	1:58.081

71 Jens Feucht					BMW 130i GTR						
1	45.375	40.597	32.522	146.9	1:58.494	8	40.078	36.082	29.354	148.6	1:45.514
2	41.240	37.242	32.495	147.1	1:50.977	9	46.384	42.874	30.152	146.3	1:59.410
3	42.031	36.936	In		2:01.476	10	40.015	36.230	29.994	146.3	1:46.239
4		38.132	30.856	147.7	2:57.375	11	45.182	37.224	30.716	144.4	1:53.122
5	40.975	37.386	30.718	148.1	1:49.079	12	48.551	43.579	In		2:18.375
6	40.738	38.038	30.499	147.1	1:49.275	13		39.323	32.176	146.7	2:59.815
7	40.525	36.415	30.150	146.1	1:47.090	14					

77 Marcus Gesell					Seat Leon Supercopa						
1	42.385	39.227	32.126	157.4	1:53.738	6	40.504	37.108	31.311	159.5	1:48.923
2	40.479	36.961	31.697	160.2	1:49.137	7	41.431	37.096	31.313	158.1	1:49.840
3	40.351	36.232	31.652	158.6	1:48.265	8	40.573	37.901	30.638	160.5	1:49.110
4	40.032	6:32.182	In		8:00.774	9	39.978	37.477	31.207	158.6	1:48.662
5		40.857	32.211	158.6	4:36.801	10	41.727	37.976	30.855	159.3	1:50.558

81 Klaus Werner					Porsche GT3 RS						
1	Out	53.229	34.690	160.7	2:30.745	9	38.633	34.279	28.683	171.4	1:41.595
2	41.509	36.188	29.585	167.4	1:47.282	10	38.303	31.191	29.367	170.1	1:41.861
3	38.748	34.982	30.561	167.7	1:44.291	11	38.429	35.678	29.552	171.4	1:43.659
4	38.144	35.380	29.072	170.1	1:42.596	12	37.748	34.970	29.238	168.5	1:41.956
5	39.575	34.245	29.373	169.8	1:43.193	13	39.169	34.448	28.852	171.2	1:42.469
6	38.191	34.949	29.805	170.3	1:42.945	14	38.039	34.967	29.873	168.8	1:42.879
7	39.060	34.945	29.004	170.6	1:43.009	15	37.880	34.659	In		1:47.736
8	38.322	34.857	28.622	170.6	1:41.851	16	Out	34.287	29.079	165.6	3:56.852

82 Kramwinkel-Scherer					Nissan 370Z						
1	49.531	40.930	36.409	145.4	2:06.870	7	41.617	38.052	31.255	163.1	1:50.874
2	43.111	39.438	32.782	119.9	1:55.331	8	41.508	38.472	31.917	161.7	1:51.897
3	41.938	39.262	In		2:07.638	9	41.673	38.411	31.723	162.9	1:51.807
4		39.631	32.631	161.4	2:58.361	10	41.887	38.546	32.555	163.6	1:52.988
5	42.441	40.377	32.384	161.2	1:55.202	11	42.053	43.310	34.271	160.2	1:59.634
6	42.223	38.937	32.100	161.4	1:53.260	12	43.214	40.565	In		2:10.892





Preis der Stadt Magdeburg

MCS Stuttgart

German Touren Wagen Cup - Zeittraining 2

Runden und Sector Zeiten -

06 - 09 July 2012

Oschersleben - 3696 mtr.

83 Christian Neubecker						Porsche 997 GT3 Cup					
1	40.540	36.719	30.062	169.0	1:47.321	6		35.375	29.204	171.7	2:56.672
2	39.680	40.587	31.499	169.5	1:51.766	7	39.364	35.565	29.134	173.1	1:44.063
3	39.695	36.870	29.999	173.9	1:46.564	8	38.916	35.298	28.888	174.2	1:43.107
4	38.377	35.367	28.945	173.4	1:42.689	9	38.288	34.954	40.640	93.5	1:53.887
5	38.694	35.382	In		1:56.574 P	10	54.198	44.568	In		2:28.701 P

141 Sven Ribbecke						Lada Samara LMS					
1	41.993	37.692	32.188	144.8	1:51.873	7	41.402	37.052	52.647	147.5	2:11.101
2	45.354	41.391	35.197	145.0	2:01.942	8	41.580	36.939	30.987	144.2	1:49.456
3	41.123	37.510	31.299	146.7	1:49.932	9	49.029	44.121	In		2:23.073 P
4	44.814	43.352	In		2:16.187 P	10		40.669	35.871	145.7	3:18.883
5		41.532	33.499	147.5	3:34.038	11	40.899	36.763	31.184	144.8	1:48.846
6	41.863	46.291	39.229	147.3	2:07.383	12	41.056	36.906	31.260	144.8	1:49.222

511 Wolfgang Ziegler						Trabant RS					
1	45.589	41.548	34.284	125.6	2:01.391	3	44.750	40.311	34.094	124.1	1:59.155
2	45.589	40.959	33.127	124.0	1:59.675	4	50.890	50.430	In		2:32.707 P

