



## Preis der Stadt Magdeburg MCS Stuttgart

### German Touren Wagen Cup - Rennen 18 Runden und Sector Zeiten -

06 - 09 July 2012  
Oschersleben - 3696 mtr.

12G	Frank Kawalek					Porsche 911RS					
1	41.915	37.112	30.805	163.6	1:49.832	9	40.275	36.162	30.918	161.7	1:47.355
2	39.814	35.583	33.159	161.9	1:48.556	10	41.265	37.971	29.601	160.7	1:48.837
3	39.231	35.431	29.307	163.6	1:43.969	11	39.983	35.697	29.670	163.1	1:45.350
4	38.877	35.501	28.954	<del>164.9</del>	1:43.332	12	39.414	35.540	29.835	161.4	1:44.789
5	40.268	36.579	29.492	164.1	1:46.339	13	38.866	34.753	<del>38.80</del>	163.4	1:42.509
6	39.144	34.882	29.222	164.4	1:43.248	14	39.236	<del>34.63</del>	29.016	161.9	1:42.889
7	40.545	37.502	29.339	163.6	1:47.386	15	<del>38.83</del>	35.290	29.651	160.7	1:43.764
8	39.627	36.423	29.883	163.9	1:45.933	16					

510G	Carsten Dittmar					Seat Leon Supercopa					
1	41.676	37.245	31.770	161.9	1:50.691	5	39.961	35.857	30.458	163.6	1:46.276
2	39.770	35.623	32.622	163.9	1:48.015	6	40.393	<del>35.178</del>	29.048	<del>165.1</del>	1:44.619
3	39.599	35.379	29.393	164.6	1:44.371	7	41.187	36.785	31.192	161.4	1:49.164
4	<del>38.915</del>	35.537	<del>29.033</del>	163.6	1:43.485	8	40.348	35.718	29.741	160.5	1:45.807

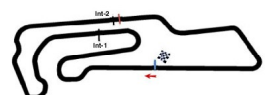
61G	Frankie Jorgensen					Renault Clio Cup III					
1	43.949	38.278	32.305	145.6	1:54.532	9	41.768	38.427	30.900	144.0	1:51.095
2	41.869	37.076	32.400	145.4	1:51.345	10	42.094	37.189	31.799	141.7	1:51.082
3	42.475	36.750	30.455	145.0	1:49.680	11	41.439	38.103	30.916	144.6	1:50.458
4	41.444	37.245	30.835	142.5	1:49.524	12	41.647	<del>36.03</del>	31.079	142.7	1:49.329
5	41.901	37.174	30.603	144.2	1:49.678	13	<del>41.24</del>	37.225	31.611	144.0	1:50.083
6	41.525	37.464	<del>30.179</del>	145.6	1:49.168	14	41.516	38.129	31.280	142.1	1:50.925
7	42.199	36.859	31.259	<del>145.9</del>	1:50.317	15	41.552	36.772	30.701	143.6	1:49.025
8	41.854	37.260	31.533	145.0	1:50.647	16					

60G	Carol Wittke					Renault Clio RS III					
1	44.742	38.412	32.902	145.2	1:56.056	9	41.869	38.332	32.279	142.3	1:52.480
2	41.660	37.046	32.496	146.5	1:51.202	10	41.514	37.266	31.334	144.4	1:50.114
3	41.416	36.802	30.600	146.3	1:48.818	11	41.253	37.722	30.727	143.6	1:49.702
4	41.362	37.111	30.842	<del>155.7</del>	1:49.315	12	42.030	<del>35.733</del>	31.443	143.6	1:50.276
5	<del>40.829</del>	36.853	<del>30.513</del>	142.1	1:48.195	13	40.936	36.992	31.661	144.8	1:49.589
6	41.041	36.849	32.544	144.0	1:50.434	14	41.657	37.856	31.929	143.6	1:51.442
7	41.866	37.486	31.752	144.8	1:51.104	15	41.923	39.338	31.567	143.4	1:52.828
8	41.389	37.954	31.659	145.0	1:51.002	16					

154G	Wilfried Lechte					Opel Astra					
1	45.482	40.709	33.628	140.8	1:59.819	7	44.359	40.036	33.079	140.3	1:57.474
2	43.305	40.204	34.649	141.5	1:58.158	8	44.133	<del>39.65</del>	<del>32.739</del>	139.7	1:56.517
3	<del>43.057</del>	39.820	33.149	<del>143.6</del>	1:56.026	9	44.964	42.294	34.347	140.3	2:01.605
4	43.586	40.431	33.302	142.3	1:57.319	10	43.232	39.691	32.983	142.1	1:55.906
5	43.630	40.307	34.590	137.1	1:58.527	11	43.175	40.082	In		2:50.465 p
6	43.621	40.157	33.452	141.2	1:57.230	12					

13	Steffen Großmann					Trabant RS					
1	46.160	41.415	34.682	127.7	2:02.257	8	45.381	41.324	33.994	125.3	2:00.699
2	44.819	<del>40.636</del>	34.028	127.1	1:59.473	9	45.064	41.497	33.782	127.2	2:00.343
3	44.948	41.374	34.826	<del>123.1</del>	2:01.148	10	44.752	41.227	<del>33.28</del>	126.8	1:59.259
4	<del>44.30</del>	40.942	33.472	125.7	1:58.764	11	44.680	40.807	34.899	126.8	2:00.386
5	44.709	40.869	33.545	126.8	1:59.123	12	44.657	40.882	33.668	126.2	1:59.207
6	44.852	41.644	33.767	126.2	2:00.263	13	45.914	42.022	35.240	126.8	2:03.176
7	45.150	41.153	34.761	125.6	2:01.064	14	45.404	41.960	34.402	126.5	2:01.766

17	Daniel Milde					Trabant RS					
1	47.643	40.701	33.545	<del>125.6</del>	2:01.889	8	47.680	41.256	34.087	122.0	2:03.023
2	46.203	40.356	33.121	124.3	1:59.680	9	46.622	41.445	33.954	122.0	2:02.021
3	<del>45.912</del>	40.249	33.771	123.1	1:59.932	10	46.998	40.487	34.904	122.7	2:02.389
4	46.966	40.316	<del>33.07</del>	123.7	2:00.353	11	46.356	40.892	33.498	122.9	2:00.746
5	46.491	40.453	33.586	122.6	2:00.530	12	46.802	<del>39.98</del>	33.715	122.4	2:00.515





## Preis der Stadt Magdeburg MCS Stuttgart

### German Touren Wagen Cup - Rennen 18

06 - 09 July 2012

#### Runden und Sector Zeiten -

Oschersleben - 3696 mtr.

6	47.149	40.918	33.636	122.3	2:01.703	13	46.041	40.137	33.663	123.0	1:59.841
7	46.562	41.524	35.815	120.3	2:03.901	14					

21 Harald Tänzler					Melkus RS 2000 GTR						
1	43.910	38.353	33.146	154.5	1:55.409	8	41.221	38.636	32.631	154.5	1:52.488
2	41.800	38.364	32.251	154.7	1:52.415	9	41.231	39.328	32.132	152.8	1:52.691
3	41.358	38.886	31.614	154.5	1:51.858	10	41.559	39.337	33.147	150.8	1:54.043
4	40.630	38.252	31.513	<del>155.8</del>	1:50.395	11	42.816	38.887	31.648	152.3	1:53.351
5	<del>40.68</del>	38.600	32.223	155.2	1:51.371	12	40.505	<del>37.714</del>	<del>30.979</del>	154.7	<b>1:49.198</b>
6	41.574	39.438	31.560	154.1	1:52.572	13	41.412	38.692	33.478	155.6	1:53.582
7	41.667	39.513	31.464	154.5	1:52.644	14	40.542	37.897	32.319	152.5	1:50.758

31 Michael Krings					Lada Samara MTX						
1	<del>45.84</del>	<del>41.344</del>	In		2:16.985 P	4	54.352	45.936	<del>35.534</del>	127.1	2:18.822
2	Out	45.680	38.699	134.5	4:00.249	5	55.027	49.947	42.896	122.9	2:27.870
3	49.776	47.413	39.822	131.9	<b>2:17.011</b>	6					

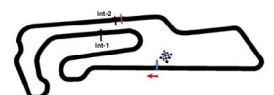
32 Tobias Müller					Lada 2105						
1	45.050	38.942	32.510	142.7	1:56.502	8	44.312	38.626	32.726	139.0	1:55.664
2	42.807	37.681	32.789	140.3	1:53.277	9	44.694	40.639	32.577	139.0	1:57.910
3	43.397	38.194	31.292	<del>144.4</del>	1:52.883	10	44.532	39.470	32.882	138.5	1:56.884
4	<del>42.649</del>	<del>37.355</del>	31.318	141.0	<b>1:51.322</b>	11	43.660	39.001	31.373	139.7	1:54.034
5	42.851	38.159	31.401	140.8	1:52.411	12	42.970	39.226	32.306	140.1	1:54.502
6	42.970	37.778	<del>31.235</del>	140.1	1:51.984	13	43.808	38.584	31.635	139.2	1:54.027
7	43.901	37.635	31.541	140.3	1:53.077	14	44.394	37.625	31.671	139.5	1:53.690

34 Felix Walther					Lada Samara LMS						
1	45.396	39.784	33.355	139.9	1:58.535	8	45.586	39.660	33.084	135.8	1:58.330
2	<del>43.929</del>	39.268	33.357	138.8	1:56.554	9	45.732	40.009	35.384	134.5	2:01.125
3	44.044	38.836	32.514	139.4	1:55.394	10	44.602	39.503	32.475	138.5	1:56.580
4	44.004	39.140	32.653	138.5	1:55.797	11	44.384	38.816	33.641	137.9	1:56.841
5	44.160	39.020	31.845	139.7	<b>1:55.025</b>	12	44.743	38.989	<del>31.660</del>	139.4	1:55.392
6	44.163	41.822	33.415	135.5	1:59.400	13	44.016	<del>38.648</del>	33.444	138.1	1:56.108
7	44.892	41.094	33.314	135.3	1:59.300	14	44.027	39.639	33.336	137.4	1:57.002

51 Ray Wenzel					Opel Astra OPC						
1	42.860	37.318	31.583	157.4	1:51.761	9	42.188	37.979	30.662	154.9	1:50.829
2	40.765	36.195	31.203	158.4	1:48.163	10	42.015	38.973	31.397	151.7	1:52.385
3	40.488	36.096	30.176	158.4	1:46.760	11	41.317	37.610	30.566	153.8	1:49.493
4	<del>39.653</del>	<del>35.564</del>	29.733	157.7	<b>1:44.950</b>	12	40.297	37.874	30.117	156.7	1:48.288
5	40.091	35.719	29.504	<del>158.8</del>	1:45.314	13	41.241	38.427	30.015	155.4	1:49.683
6	39.716	36.204	<del>29.478</del>	157.7	1:45.398	14	41.456	36.902	30.414	152.8	1:48.772
7	41.366	36.620	30.082	156.5	1:48.068	15	40.515	37.421	30.784	155.2	1:48.720
8	41.431	37.517	30.432	154.7	1:49.380	16					

52 Lucas Waltermann					Renault Clio Cup						
1	43.646	39.395	32.697	<del>145.4</del>	1:55.738	9	42.590	37.919	31.670	143.0	1:52.179
2	41.823	38.818	31.926	142.9	1:52.567	10	42.357	39.113	31.985	143.2	1:53.455
3	41.799	38.375	31.583	143.4	1:51.757	11	42.171	37.183	30.573	144.6	1:49.927
4	41.733	37.871	31.121	144.4	1:50.725	12	41.757	37.207	<del>30.407</del>	145.2	<b>1:49.371</b>
5	41.770	37.814	31.736	144.0	1:51.320	13	41.758	37.657	30.483	144.2	1:49.898
6	<del>41.616</del>	39.256	31.306	143.4	1:52.178	14	42.576	<del>36.819</del>	31.909	141.5	1:51.304
7	43.232	38.164	31.486	141.7	1:52.882	15	42.814	37.648	32.074	144.4	1:52.536
8	42.868	38.033	31.801	144.2	1:52.702	16					

53 Jan Fromhold					Ford Fiesta						
1	43.896	38.610	32.429	154.1	1:54.935	7	42.106	37.522	31.584	152.3	1:51.212
2	41.012	37.357	32.537	152.1	1:50.906	8	41.552	37.787	31.490	152.8	1:50.829
3	40.779	37.440	30.806	154.3	1:49.025	9	42.057	38.162	32.290	151.7	1:52.509





# Preis der Stadt Magdeburg

MCS Stuttgart

## German Touren Wagen Cup - Rennen 18

06 - 09 July 2012

Runden und Sector Zeiten -

Oschersleben - 3696 mtr.

4	40.742	37.379	30.598	<del>1515</del>	1:48.719	10	41.839	<del>37.305</del>	31.255	151.7	1:50.399
5	40.890	37.521	<del>30.574</del>	153.6	1:48.915	11	<del>40.712</del>	38.734	In		2:28.367 p
6	41.029	37.420	32.231	152.3	1:50.680	12					

54	Fabian Engel					Renault Clio Cup					
1	44.775	38.393	32.187	145.9	1:55.355	9	41.917	38.361	31.788	145.9	1:52.066
2	41.436	<del>37.169</del>	31.469	146.9	1:50.074	10	41.816	39.495	31.462	146.1	1:52.773
3	41.415	37.856	30.855	146.7	1:50.126	11	41.763	37.812	32.498	146.3	1:52.073
4	<del>41.166</del>	37.422	<del>30.654</del>	147.1	1:49.242	12	42.235	37.790	31.643	146.1	1:51.668
5	41.245	37.682	30.905	<del>147.3</del>	1:49.832	13	41.668	37.468	31.122	147.1	1:50.258
6	41.538	37.471	31.393	146.7	1:50.402	14	41.475	38.071	31.903	147.1	1:51.449
7	44.513	37.658	31.181	146.1	1:53.352	15	42.477	40.039	31.968	146.5	1:54.484
8	42.226	37.378	31.138	146.3	1:50.742	16					

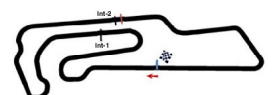
55	Alexander Groß					Renault Clio Cup					
1	44.867	40.380	33.206	143.8	1:58.453	8	44.688	40.590	33.094	144.0	1:58.372
2	43.781	39.644	33.086	144.4	1:56.511	9	43.905	40.736	32.557	<del>147.5</del>	1:57.198
3	43.506	<del>39.088</del>	<del>31.591</del>	145.4	1:54.165	10	45.595	40.069	34.138	143.4	1:59.802
4	<del>42.926</del>	39.158	33.012	144.8	1:55.066	11	43.371	39.597	33.130	144.2	1:56.098
5	43.198	40.100	33.287	143.0	1:56.585	12	43.635	39.638	32.891	145.4	1:56.164
6	44.136	42.157	33.265	144.2	1:59.558	13	43.313	40.117	34.060	144.8	1:57.490
7	44.678	41.351	33.460	143.8	1:59.489	14	43.181	39.837	33.135	145.7	1:56.153

58	Peter Sonnenberg					Ford Escort RS					
1	42.522	38.416	32.465	147.9	1:53.403	9	41.513	38.659	31.131	148.4	1:51.303
2	40.832	36.910	30.783	<del>150.6</del>	1:48.525	10	41.417	37.885	30.944	150.2	1:50.246
3	<del>40.035</del>	36.154	30.116	150.4	1:46.365	11	41.160	37.126	31.298	147.9	1:49.584
4	40.367	<del>35.984</del>	<del>30.06</del>	149.4	1:46.376	12	40.772	36.782	30.616	150.0	1:48.170
5	40.644	36.238	30.402	148.8	1:47.284	13	41.269	36.641	30.542	150.4	1:48.452
6	40.535	36.948	30.456	149.8	1:47.939	14	40.762	37.773	30.701	149.2	1:49.236
7	41.011	37.218	31.151	148.4	1:49.380	15	41.262	37.112	30.765	149.6	1:49.139
8	41.413	36.783	31.020	148.1	1:49.216	16					

59	Rene Gilomen					Renault Clio RS					
1	44.072	38.900	32.313	150.8	1:55.285	9	42.666	38.201	31.668	150.8	1:52.525
2	42.388	38.629	32.047	149.4	1:53.064	10	42.567	39.023	31.817	149.0	1:53.407
3	42.127	38.436	31.361	151.0	1:51.924	11	41.854	37.508	30.617	151.5	1:49.974
4	<del>41.388</del>	38.244	31.067	151.7	1:50.709	12	41.592	<del>37.272</del>	<del>30.527</del>	151.3	1:49.391
5	41.707	38.419	31.440	150.8	1:51.566	13	42.020	37.501	30.668	150.2	1:50.179
6	41.923	37.778	30.883	151.0	1:50.584	14	41.684	37.712	31.368	<del>152.1</del>	1:50.764
7	42.354	38.306	31.582	150.8	1:52.242	15	41.875	37.636	32.001	151.9	1:51.512
8	42.409	38.707	30.960	151.9	1:52.076	16					

71	Jens Feucht					BMW 130i GTR					
1	43.484	38.926	32.508	146.5	1:54.918	9	43.976	39.242	31.788	145.4	1:55.006
2	42.237	37.176	32.498	<del>147.9</del>	1:51.911	10	42.066	40.344	31.726	144.6	1:54.136
3	<del>41.228</del>	37.174	30.801	147.3	1:49.183	11	41.626	38.320	31.990	144.2	1:51.936
4	41.325	<del>37.075</del>	31.788	145.7	1:50.188	12	44.306	37.871	31.243	145.0	1:53.420
5	42.506	37.440	31.043	146.5	1:50.989	13	42.469	38.032	<del>30.720</del>	146.3	1:51.221
6	43.781	38.481	31.635	146.1	1:53.897	14	41.481	37.256	30.855	146.1	1:49.592
7	43.013	37.855	31.922	144.8	1:52.790	15	43.889	37.559	30.750	145.7	1:52.198
8	43.127	37.852	31.699	144.8	1:52.678	16					

77	Marcus Gesell					Seat Leon Supercopa					
1	42.244	38.681	32.888	155.6	1:53.813	9	41.754	39.363	31.260	157.9	1:52.377
2	40.524	37.897	32.693	159.3	1:51.114	10	41.181	39.237	31.878	155.4	1:52.296
3	<del>40.022</del>	<del>37.481</del>	30.918	158.6	1:48.421	11	40.261	37.533	31.428	156.5	1:49.222
4	40.572	37.735	<del>30.701</del>	<del>160.7</del>	1:48.408	12	40.353	37.732	32.126	157.0	1:50.211
5	40.491	37.686	30.847	157.9	1:49.024	13	41.301	37.541	31.879	155.4	1:50.721





# Preis der Stadt Magdeburg

MCS Stuttgart

## German Touren Wagen Cup - Rennen 18

06 - 09 July 2012

Runden und Sector Zeiten -

Oschersleben - 3696 mtr.

6	40.715	38.273	31.070	155.8	1:50.058	14	41.447	39.796	31.937	154.5	1:51.360
7	41.099	38.350	30.964	157.2	1:50.413	15	41.946	38.910	33.075	156.5	1:53.931
8	41.455	38.452	31.335	157.9	1:51.242	16					

81	Klaus Werner					Porsche GT3 RS					
1	40.951	37.159	30.923	170.3	1:49.033	9	40.860	35.634	30.274	169.8	1:46.768
2	<del>37.999</del>	35.250	31.848	168.2	1:45.097	10	40.041	37.090	29.769	169.5	1:46.900
3	39.003	35.168	30.543	169.0	1:44.714	11	38.985	36.378	29.814	169.3	1:45.177
4	39.224	35.079	29.797	166.9	1:44.100	12	38.582	35.391	29.880	170.3	1:43.853
5	39.431	36.715	29.879	169.0	1:46.025	13	38.445	35.831	29.270	<del>170.6</del>	1:43.546
6	39.502	36.813	29.980	167.2	1:46.295	14	38.354	34.987	29.587	<del>170.6</del>	1:42.928
7	40.837	37.208	<del>29.257</del>	169.5	1:47.302	15	38.471	<del>34.702</del>	29.700	168.5	<b>1:42.873</b>
8	38.781	34.917	30.447	169.3	1:44.145	16					

82	Kramwinkel-Scherer					Nissan 370Z					
1	44.413	38.679	32.598	151.7	1:55.690	9	41.029	39.258	31.952	152.8	1:52.239
2	42.442	38.109	33.402	153.2	1:53.953	10	42.344	38.982	32.055	154.1	1:53.381
3	41.925	37.787	31.698	150.8	1:51.410	11	41.249	37.099	<del>30.789</del>	153.6	1:49.137
4	41.475	37.982	31.349	165.6	1:50.806	12	41.173	<del>36.821</del>	31.062	153.6	<b>1:49.056</b>
5	41.650	38.218	31.435	165.9	1:51.303	13	41.853	36.883	30.902	152.5	1:49.638
6	41.366	37.773	31.311	<del>168.0</del>	1:50.450	14	<del>40.769</del>	38.382	32.992	150.0	1:52.143
7	43.002	38.033	31.728	152.3	1:52.763	15	41.270	37.683	32.322	151.5	1:51.275
8	41.697	37.608	33.366	83.6	1:52.671	16					

83	Christian Neubecker					Porsche 997 GT3 Cup					
1	42.182	37.243	32.454	170.3	1:51.879	9	40.301	38.955	<del>29.727</del>	172.8	1:48.983
2	40.198	35.920	31.605	<del>174.8</del>	1:47.723	10	41.713	36.700	30.716	171.4	1:49.129
3	39.647	35.720	29.296	173.9	1:44.663	11	41.075	36.997	30.595	170.9	1:48.667
4	38.949	35.397	30.426	172.2	1:44.772	12	38.695	34.837	<del>28.285</del>	173.6	1:41.827
5	39.008	35.922	29.649	173.9	1:44.579	13	<del>38.399</del>	<del>34.551</del>	28.576	173.1	<b>1:41.526</b>
6	39.754	35.884	29.158	172.8	1:44.796	14	38.477	36.457	29.096	172.5	1:44.030
7	40.437	36.683	32.116	170.6	1:49.236	15	38.916	35.009	29.716	168.0	1:43.641
8	39.923	35.223	30.217	174.5	1:45.363	16					

141	Sven Ribbecke				Lada Samara LMS						
1	<del>48.941</del>	<del>1:39.932</del>	In	4:15.585 P	2						

511	Wolfgang Ziegler					Trabant RS					
1	46.904	41.282	34.546	126.0	2:02.732	8	46.500	42.995	33.447	125.4	2:02.942
2	45.289	39.720	33.778	124.7	1:58.787	9	45.936	41.603	32.719	<del>126.9</del>	2:00.258
3	44.952	41.146	33.473	125.4	1:59.571	10	44.447	40.034	32.935	124.6	1:57.416
4	44.901	39.523	<del>32.26</del>	125.6	<b>1:56.669</b>	11	44.284	40.057	33.370	126.0	1:57.711
5	44.275	39.932	32.530	126.0	1:56.737	12	45.004	40.502	32.640	125.7	1:58.146
6	<del>44.183</del>	40.059	34.228	124.7	1:58.470	13	45.183	<del>39.487</del>	32.436	126.6	1:57.106
7	45.434	41.013	33.502	125.3	1:59.949	14	45.707	45.703	35.627	121.5	2:07.037

