



Preis der Stadt Magdeburg

MCS Stuttgart

GTWC German Touren Wagen Cup - Rennen 19

06 - 09 July 2012

Runden und Sector Zeiten -

Oschersleben - 3696 mtr.

12G	Frank Kawalek					Porsche 911RS					
1	41.299	36.196	29.711	161.4	1:47.206	10	39.561	35.779	29.48 161.4	1:44.836	
2	39.790	35.874	29.849	159.5	1:45.513	11	39.982	36.368	29.672	160.5	1:46.022
3	39.607	36.109	29.842	160.7	1:45.558	12	40.066	36.956	30.074	159.1	1:47.096
4	39.657	36.333	29.649	161.2	1:45.639	13	40.326	39.966	30.388	157.0	1:50.680
5	39.486	36.029	29.719	161.2	1:45.234	14	40.230	36.317	29.929	159.8	1:46.476
6	39.856	36.178	29.799	161.0	1:45.833	15	39.732	36.427	29.992	158.4	1:46.151
7	40.199	35.976	29.674	160.5	1:45.849	16	39.813	37.271	29.776	159.8	1:46.860
8	39.410	36.001	29.894	159.8	1:45.305	17	39.905	36.564	30.012	159.1	1:46.481
9	39.711	35.68	30.897	159.3	1:46.296	18	40.631	36.603	30.415	156.1	1:47.649

61G	Frankie Jorgensen					Renault Clio Cup III					
1	44.981	40.492	32.823	142.7	1:58.296	10	41.955	38.862	31.974	140.8	1:52.791
2	43.135	39.324	32.294	141.7	1:54.753	11	42.307	39.804	31.742	141.2	1:53.853
3	42.209	39.072	31.994	141.9	1:53.275	12	42.032	40.024	31.786	141.2	1:53.842
4	42.097	38.97	31.958	143.8	1:52.452	13	42.293	38.888	31.476	143.2	1:52.657
5	42.132	38.791	32.351	137.1	1:53.274	14	42.204	38.976	31.39	142.7	1:52.539
6	42.744	38.772	31.813	141.2	1:53.329	15	42.048	39.262	31.387	143.0	1:52.697
7	41.876	38.819	32.011	141.5	1:52.706	16	41.857	38.733	31.772	141.0	1:52.372
8	41.998	38.820	31.554	143.0	1:52.372	17	42.065	38.685	31.866	141.7	1:52.616
9	42.032	39.125	32.320	142.1	1:53.477	18					

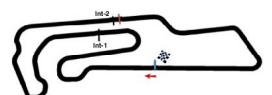
60G	Carol Wittke					Renault Clio RS III					
1	38.154	38.627	30.472	156.7	1:47.253	10	41.565	37.158	30.828	156.1	1:49.551
2	41.673	38.428	31.949	142.3	1:52.050	11	41.937	37.118	31.449	156.7	1:50.504
3	41.876	37.080	31.150	178.8	1:50.106	12	41.801	37.360	31.258	144.0	1:50.419
4	42.389	37.749	35.141	29.3	1:55.279	13	41.703	37.498	30.832	156.5	1:50.033
5	39.379	37.245	30.876	156.5	1:47.500	14	41.432	37.064	30.597	157.2	1:49.093
6	41.348	36.78	30.993	142.7	1:49.139	15	41.229	38.352	30.982	144.8	1:50.563
7	41.445	37.055	30.782	155.8	1:49.282	16	41.969	37.610	31.069	89.7	1:50.648
8	41.566	37.015	30.755	156.7	1:49.336	17	41.556	37.315	30.43	143.6	1:49.314
9	41.585	37.062	30.904	157.0	1:49.551	18					

13	Steffen Großmann					Trabant RS					
1	47.105	40.178	33.092	128.3	2:00.375	9	44.603	39.737	33.145	127.4	1:57.485
2	44.789	40.398	33.526	127.8	1:58.713	10	44.438	39.890	33.146	127.2	1:57.474
3	44.968	40.691	33.906	126.2	1:59.565	11	44.258	40.471	33.438	127.2	1:58.167
4	45.138	40.518	33.455	127.5	1:59.111	12	44.324	40.148	33.101	126.2	1:57.573
5	44.633	39.948	33.484	126.6	1:58.065	13	45.454	39.641	33.193	128.9	1:58.288
6	44.555	39.762	33.296	126.8	1:57.613	14	44.239	40.325	32.52	128.6	1:57.136
7	44.739	39.852	33.267	126.6	1:57.858	15	44.080	39.472	32.808	128.1	1:56.340
8	44.432	39.688	33.744	127.2	1:57.864	16	44.201	39.921	32.820	126.8	1:56.942

17	Daniel Milde					Trabant RS					
1	47.497	39.869	32.802	125.7	2:00.168	9	46.284	39.975	32.862	123.6	1:59.121
2	46.596	40.556	33.002	125.7	2:00.154	10	46.698	40.410	33.060	121.8	2:00.168
3	46.039	40.040	32.68	123.6	1:58.757	11	46.384	40.475	33.019	122.4	1:59.878
4	46.294	39.809	32.735	123.9	1:58.838	12	46.174	40.018	33.712	124.7	1:59.904
5	46.001	40.095	32.993	123.4	1:59.089	13	45.716	40.149	33.060	123.4	1:58.925
6	45.887	39.919	32.781	123.0	1:58.587	14	45.689	40.026	33.055	123.3	1:58.770
7	46.111	40.408	33.355	122.9	1:59.874	15	45.883	39.933	32.940	122.4	1:58.756
8	46.298	40.196	33.000	123.0	1:59.494	16	45.786	39.601	32.750	121.9	1:58.137

21	Harald Tänzler					Melkus RS 2000 GTR				

32	Tobias Müller					Lada 2105					
1	45.15	40.66	32.33 133.8		1:58.154	2	49.010	44.956	In		2:21.425 p





Preis der Stadt Magdeburg

MCS Stuttgart

GTWC German Touren Wagen Cup - Rennen 19

06 - 09 July 2012

Runden und Sector Zeiten -

Oschersleben - 3696 mtr.

34 Felix Walther						Lada Samara LMS					
1	41.876	39.527	32.111	141.7	1:53.514	9	44.921	39.328	32.134	133.5	1:56.383
2	44.970	38.677	32.075	138.8	1:55.722	10	46.073	38.859	32.081	133.7	1:56.963
3	43.918	38.745	31.758	137.2	1:54.461	11	44.502	40.373	34.155	130.0	1:59.030
4	43.714	39.170	32.392	135.0	1:55.276	12	45.822	40.061	32.627	134.0	1:58.510
5	44.632	39.466	32.746	135.0	1:56.844	13	45.343	39.795	32.783	134.0	1:57.921
6	44.433	39.704	32.746	134.2	1:56.883	14	45.317	39.271	31.866	136.7	1:56.454
7	44.666	39.586	34.247	44.6	1:58.499	15	43.926	39.496	33.425	132.7	1:56.847
8	43.587	40.055	32.929	127.8	1:56.601	16	44.337	39.559	33.135	136.4	1:57.031

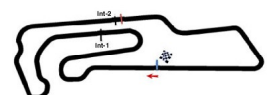
51 Ray Wenzel						Opel Astra OPC					
1	41.262	36.406	29.656	157.9	1:47.324	10	41.538	36.679	31.083	150.2	1:49.300
2	39.752	35.988	29.901	152.8	1:45.641	11	41.399	36.657	30.738	150.6	1:48.794
3	39.644	35.757	29.755	158.8	1:45.156	12	40.593	37.433	32.637	151.7	1:50.663
4	39.625	36.449	29.601	158.1	1:45.675	13	40.681	36.658	30.924	155.8	1:48.263
5	39.826	35.727	29.656	159.3	1:45.209	14	39.645	35.826	29.383	157.9	1:44.854
6	39.950	36.370	29.980	153.4	1:46.300	15	39.055	35.100	29.088	159.1	1:43.254
7	41.017	36.634	30.453	154.1	1:48.104	16	39.237	35.113	29.297	158.4	1:43.647
8	41.232	37.942	30.649	152.3	1:49.823	17	41.140	37.139	31.817	148.1	1:50.096
9	40.926	37.570	31.546	150.6	1:50.042	18	42.404	38.792	32.636	142.3	1:53.832

52 Lucas Waltermann						Renault Clio Cup					
1	44.151	40.255	31.428	143.4	1:55.834	10	41.763	36.761	30.895	143.2	1:49.419
2	42.451	37.137	31.006	144.0	1:50.594	11	42.029	36.702	31.109	143.4	1:49.840
3	42.328	37.586	30.879	143.2	1:50.793	12	41.823	37.221	31.352	142.7	1:50.396
4	41.613	37.080	31.463	143.4	1:50.156	13	41.771	37.133	30.907	143.6	1:49.811
5	42.288	37.046	30.756	143.8	1:50.090	14	41.728	36.860	30.353	144.2	1:48.951
6	42.000	36.748	30.485	144.2	1:49.233	15	41.521	38.648	30.831	143.4	1:51.000
7	41.845	36.710	30.669	143.8	1:49.224	16	42.682	36.830	30.776	141.7	1:50.288
8	41.929	36.885	30.415	144.2	1:49.229	17	41.887	36.952	30.497	143.2	1:49.336
9	41.992	36.765	30.889	143.0	1:49.646	18					

53 Jan Frommhold						Ford Fiesta					
1	44.232	39.975	32.066	152.1	1:56.273	10	40.669	37.171	30.643	153.2	1:48.483
2	41.483	37.299	30.853	153.8	1:49.635	11	40.918	37.576	30.698	152.3	1:49.192
3	41.926	37.054	30.550	152.8	1:49.530	12	41.147	38.054	30.969	151.7	1:50.170
4	41.070	37.702	31.765	152.8	1:50.537	13	41.101	38.393	31.021	152.3	1:50.515
5	41.390	37.224	30.714	154.1	1:49.328	14	40.647	37.868	31.384	153.0	1:49.899
6	40.238	36.944	30.418	153.8	1:47.675	15	41.077	37.537	30.920	153.6	1:49.534
7	40.575	37.059	30.480	153.4	1:48.114	16	40.918	37.627	31.095	153.4	1:49.640
8	40.745	37.315	30.488	153.2	1:48.548	17	41.448	37.998	31.915	148.4	1:51.361
9	40.706	37.407	30.436	153.0	1:48.549	18					

54 Fabian Engel						Renault Clio Cup					
1	45.592	40.462	32.163	144.0	1:58.217	10	42.796	38.440	31.342	144.2	1:52.578
2	43.206	39.115	32.494	145.6	1:54.815	11	41.810	38.238	31.504	145.2	1:51.552
3	42.097	38.977	32.190	145.4	1:53.264	12	42.027	39.548	32.255	145.6	1:53.830
4	41.909	38.593	31.999	145.6	1:52.501	13	42.094	38.656	32.180	145.2	1:52.930
5	42.102	38.570	32.197	143.4	1:52.869	14	42.261	39.692	31.949	146.5	1:53.902
6	42.056	37.686	30.999	146.5	1:50.741	15	42.228	38.627	33.159	145.0	1:54.014
7	41.847	38.030	31.114	144.6	1:50.991	16	42.713	39.227	31.790	145.9	1:53.730
8	42.089	37.864	31.574	146.1	1:51.527	17	42.840	38.830	32.492	143.6	1:54.162
9	41.818	38.207	31.326	145.6	1:51.351	18					

55 Alexander Groß						Renault Clio Cup					
1	45.989	39.609	32.244	145.9	1:57.842	9	43.171	40.521	32.829	147.9	1:56.521
2	43.411	38.988	31.929	145.7	1:54.233	10	42.793	40.368	32.627	143.8	1:55.788
3	42.313	39.125	32.099	144.0	1:53.537	11	43.118	42.954	36.023	143.4	2:02.095
4	42.356	39.216	32.679	143.0	1:54.251	12	45.174	43.448	35.186	141.4	2:03.808





Preis der Stadt Magdeburg

MCS Stuttgart

GTWC German Touren Wagen Cup - Rennen 19

06 - 09 July 2012

Runden und Sector Zeiten -

Oschersleben - 3696 mtr.

5	43.099	39.810	32.063	148.4	1:54.972	13	44.179	41.737	33.619	145.7	1:59.535
6	42.663	39.118	31.921	148.8	1:53.702	14	43.254	42.449	35.481	141.9	2:01.184
7	42.016	39.137	31.901	145.6	1:53.084	15	43.979	41.471	33.592	144.8	1:59.042
8	42.330	39.687	32.702	145.2	1:54.719	16	43.294	40.499	33.188	143.6	1:56.981

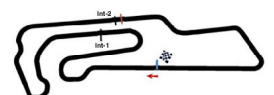
58	Peter Sonnenberg					Ford Escort RS					
1	42.946	37.930	30.234	150.2	1:51.110	10	40.901	36.756	30.572	151.5	1:48.229
2	40.886	36.662	30.489	150.6	1:48.037	11	40.594	36.572	30.753	149.4	1:47.919
3	40.565	36.428	30.183	149.6	1:47.176	12	40.917	37.120	31.489	149.2	1:49.526
4	40.774	36.290	30.392	148.4	1:47.456	13	40.791	37.020	30.965	149.6	1:48.776
5	40.683	36.450	30.232	150.6	1:47.365	14	41.464	37.069	30.614	150.6	1:49.147
6	40.873	36.803	30.686	149.8	1:48.362	15	40.511	36.334	30.363	150.2	1:47.238
7	40.929	37.124	30.698	149.8	1:48.751	16	40.581	36.484	31.131	149.0	1:48.196
8	40.932	36.908	30.664	148.8	1:48.504	17	41.077	37.185	31.743	147.7	1:50.005
9	41.107	36.414	30.190	150.0	1:47.711	18					

59	Rene Gilomen					Renault Clio RS					
1	44.064	39.923	31.478	150.4	1:55.465	10	41.371	37.016	30.996	149.2	1:49.443
2	42.089	37.527	31.679	151.0	1:51.295	11	41.144	37.172	30.780	150.4	1:49.096
3	41.465	37.524	30.766	151.0	1:49.755	12	41.287	38.023	31.795	148.4	1:51.105
4	41.313	37.924	31.929	149.8	1:51.166	13	41.658	37.461	30.955	150.0	1:50.074
5	41.218	37.366	30.737	150.2	1:49.321	14	41.016	37.236	30.609	151.3	1:48.921
6	41.308	37.233	31.038	150.4	1:49.579	15	41.297	37.930	30.776	149.4	1:50.003
7	41.122	37.365	30.783	150.4	1:49.270	16	41.285	37.624	30.958	150.4	1:49.867
8	41.343	37.326	30.714	150.6	1:49.383	17	41.395	37.842	30.972	149.8	1:50.209
9	41.234	37.523	30.948	148.8	1:49.705	18					

71	Jens Feucht					BMW 130i GTR					
1	44.546	39.925	31.945	146.7	1:56.416	10	40.851	37.107	30.170	146.3	1:47.128
2	41.742	37.312	30.776	146.7	1:49.830	11	40.765	36.303	30.148	146.9	1:47.216
3	41.227	36.935	31.164	147.3	1:49.326	12	40.522	37.293	30.629	146.9	1:48.444
4	41.542	37.898	31.917	146.9	1:51.357	13	41.456	37.539	30.365	146.3	1:49.360
5	40.464	36.412	30.032	147.1	1:46.908	14	40.385	37.848	30.328	147.1	1:48.561
6	41.231	36.362	30.508	147.1	1:48.101	15	40.931	37.864	29.814	146.5	1:48.669
7	40.546	36.928	30.220	146.1	1:47.694	16	40.366	36.808	29.961	148.6	1:47.135
8	41.032	36.303	30.389	147.3	1:47.724	17	40.608	36.133	30.051	147.1	1:46.792
9	40.745	36.535	30.080	147.7	1:47.360	18					

77	Marcus Gesell					Seat Leon Supercopa					
1	42.099	38.869	31.439	155.2	1:52.407	8	48.081	45.656	37.009	119.5	2:10.746
2	41.954	38.790	31.996	151.0	1:52.740	9	49.498	44.498	37.423	125.0	2:11.419
3	40.904	37.611	31.743	148.4	1:50.258	10	48.287	47.126	36.489	127.2	2:11.902
4	41.872	37.850	In		1:58.882 P	11	48.932	45.793	38.184	121.2	2:12.909
5	Out	42.039	34.467	133.7	2:57.441	12	49.206	45.025	In		2:18.746 P
6	46.022	41.940	34.076	144.2	2:02.038	13	Out	44.843	38.485	123.6	3:15.934
7	44.935	41.890	34.780	142.7	2:01.605	14	51.707	46.890	37.482	123.6	2:16.079

81	Klaus Werner					Porsche GT3 RS					
1	39.915	35.782	28.785	169.8	1:44.482	10	37.741	34.191	28.845	171.2	1:40.777
2	38.404	34.822	29.359	168.2	1:42.585	11	37.916	35.622	28.872	170.9	1:42.410
3	38.150	34.502	29.026	168.8	1:41.678	12	37.968	34.239	28.914	169.5	1:41.121
4	37.892	34.489	29.322	168.5	1:41.703	13	37.651	34.985	29.263	169.5	1:41.899
5	38.402	34.549	29.085	168.2	1:42.036	14	37.671	34.298	28.467	170.6	1:40.436
6	38.156	34.588	28.887	169.3	1:41.631	15	40.077	37.995	28.434	171.2	1:42.506
7	37.958	34.847	30.208	167.4	1:43.013	16	38.496	34.364	28.215	172.2	1:41.105
8	40.405	34.198	28.657	170.3	1:43.260	17	37.872	34.387	29.044	170.1	1:41.303
9	37.864	34.377	28.717	170.6	1:40.958	18	38.132	34.275	28.657	169.0	1:41.064





Preis der Stadt Magdeburg

MCS Stuttgart

GTWC German Touren Wagen Cup - Rennen 19

06 - 09 July 2012

Runden und Sector Zeiten -

Oschersleben - 3696 mtr.

82 Dominik Scherer						Nissan 370Z					
1	43.671	40.068	36.291	23.3	2:00.030	7	41.424	38.680	32.166	168.0	1:52.270
2	40.322	39.267	31.627	165.6	1:51.196	8	42.325	38.579	31.730	166.9	1:52.634
3	42.533	38.939	31.814	151.9	1:53.286	9	42.010	38.498	31.835	167.2	1:52.343
4	42.165	38.586	31.376	167.7	1:52.127	10	42.804	39.229	32.165	165.9	1:54.198
5	41.734	38.641	31.910	166.2	1:52.285	11	42.140	1:03.937	In		2:50.212 P
6	42.085	38.486	31.717	154.3	1:52.248	12					

83 Christian Neubecker						Porsche 997 GT3 Cup					
1	39.492	37.512	29.445	186.9	1:46.449	10	37.876	34.443	28.507	174.5	1:40.826
2	38.927	35.213	28.807	172.2	1:42.947	11	38.234	35.092	28.336	171.2	1:41.662
3	38.362	34.890	29.161	172.8	1:42.413	12	38.668	34.330	28.094	175.0	1:41.092
4	38.325	34.495	28.783	185.6	1:41.603	13	38.372	36.118	29.321	188.2	1:43.811
5	38.108	34.500	28.591	187.2	1:41.199	14	38.133	34.854	28.531	169.5	1:41.518
6	38.016	34.395	27.468		1:39.879	15	38.864	34.735	28.935	189.1	1:42.534
7	39.747	34.346	28.874	188.8	1:42.967	16	38.523	34.276	28.273	188.5	1:41.072
8	37.924	34.215	28.245	172.2	1:40.384	17	37.858	34.374	29.490	172.0	1:41.722
9	37.779	34.242	28.343	188.2	1:40.364	18	38.743	34.292	28.644	189.8	1:41.679

141 Sven Ribbecke						Lada Samara LMS					
1	50.622	42.304	35.620	135.5	2:08.546	8	47.354	44.324	36.599	131.9	2:08.277
2	50.584	48.659	In		2:33.016 P	9	47.830	46.330	35.089	132.4	2:09.219
3	Out	43.122	36.472	125.4	3:12.136	10	48.030	47.473	36.161	129.2	2:11.664
4	53.197	44.055	36.325	75.1	2:13.577	11	47.889	46.434	38.940	132.5	2:13.263
5	47.138	45.952	36.305	128.4	2:09.395	12	49.608	43.893	35.440	126.9	2:08.941
6	46.983	43.351	37.046	130.3	2:07.380	13	52.589	44.758	35.254	132.5	2:12.601
7	48.475	48.383	36.063	130.4	2:12.921	14	47.355	44.582	36.741	127.2	2:08.678

511 Wolfgang Ziegler						Trabant RS					
1	49.028	39.879	32.785	126.0	2:01.692	9	44.289	39.732	33.161	125.9	1:57.182
2	45.739	40.836	32.166	126.0	1:58.741	10	44.711	39.560	33.044	125.8	1:57.315
3	43.972	40.552	33.790	124.4	1:58.314	11	44.677	40.227	33.398	126.0	1:58.302
4	45.078	40.561	33.598	126.5	1:59.237	12	44.462	40.140	32.876	126.2	1:57.478
5	44.451	40.025	33.408	125.8	1:57.884	13	46.101	39.278	33.096	125.3	1:58.475
6	45.183	39.211	33.548	126.2	1:57.942	14	44.680	40.733	31.759	126.2	1:57.172
7	44.476	39.917	33.244	126.2	1:57.637	15	45.955	30.019	32.137	125.4	1:57.141
8	44.473	39.637	34.040	126.6	1:58.150	16	45.267	39.450	In		2:12.189 P

