



Preis der Stadt Magdeburg
MCS Stuttgart

DMV Touring Car Championship - Rennen 7 (R2)

06 - 09 July 2012

Runden und Sector Zeiten -

Oschersleben - 3696 mtr.

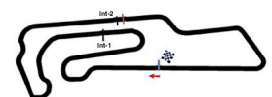
10 Jürgen Bender					Porsche 997 GT3 R						
1	40.963	37.016	29.020	181.8	1:46.999	11	36.174	32.886	26.731 186.5	1:35.791	
2	38.787	35.836	28.606	183.4	1:43.229	12	36.065	33.316	27.082	184.6	1:36.463
3	37.948	34.839	29.498	184.6	1:42.285	13	35.893	33.326	27.768	185.9	1:36.987
4	37.412	34.401	26.927	184.9	1:38.740	14	36.532	32.358	26.882	185.9	1:35.772
5	36.826	33.170	26.931	186.2	1:36.927	15	36.040	32.433	27.004	185.9	1:35.477
6	36.648	33.524	27.850	183.7	1:38.022	16	35.588	32.541	26.908	186.9	1:35.017
7	36.401	34.073	27.118	186.5	1:37.592	17	36.154	32.472	26.921	186.2	1:35.547
8	36.979	33.130	27.932	186.9	1:38.041	18	35.857	34.289	27.747	186.2	1:37.893
9	36.588	33.039	26.790	184.6	1:36.417	19	35.833	32.543	27.421	181.2	1:35.797
10	35.962	32.310	26.797	187.5	1:35.099	20					

11 Martin Roos					Lotus Exige						
1	50.730	43.042	32.824	138.3	2:06.596	7	43.768	41.217	33.424	135.8	1:58.409
2	1:00.573	47.526	In		2:32.349 P	8	51.010	42.077	33.802	132.4	2:06.889
3	Out	43.369	34.344	141.4	3:36.345	9	52.437	42.471	In		2:15.715 P
4	44.928	40.052	40.852	134.8	2:05.832	10	Out	42.808	In		4:44.905 P
5	43.773	39.499	33.510	128.9	1:56.782	11	Out	43.274	36.067	122.9	5:27.242
6	44.472	42.473	33.480	135.7	2:00.425	12					

17 Jürg Aeberhard					Porsche 997 GT3 R						
1	39.758	35.318	27.806	192.5	1:42.882	11	36.252	31.629	27.318	191.8	1:35.199
2	37.980	34.142	27.113	193.5	1:39.235	12	36.819	34.072	27.069	192.9	1:37.960
3	36.837	33.639	26.582	193.2	1:37.058	13	35.844	34.069	26.608	191.5	1:36.521
4	36.357	33.578	26.793	192.2	1:36.728	14	35.173	32.101	28.601	191.5	1:35.875
5	36.356	34.175	26.589	193.9	1:37.120	15	35.536	32.143	26.450	192.5	1:34.129
6	37.578	33.642	27.193	192.5	1:38.413	16	35.338	31.533	27.237	193.5	1:34.108
7	36.280	32.160	26.792	192.5	1:35.232	17	35.195	32.440	26.956	194.2	1:34.591
8	35.511	31.609	26.122	194.2	1:33.242	18	35.218	31.670	26.525	192.2	1:33.413
9	35.436	32.885	26.271	193.5	1:34.592	19	35.361	31.791	26.242	191.8	1:33.394
10	35.242	31.818	26.014	193.9	1:33.064	20					

21 Harald Tänzler					Melkus RS 2000 GTR						
1	45.322	42.116	34.635	157.2	2:02.073	9	42.954	41.623	32.338	157.4	1:56.915
2	45.893	43.060	33.842	157.7	2:02.795	10	41.315	42.964	32.764	157.4	1:57.043
3	44.067	42.298	33.593	156.7	1:59.958	11	41.804	41.027	32.170	157.4	1:55.001
4	43.539	40.626	33.015	158.4	1:57.180	12	41.105	40.264	31.605 158.6		1:52.974
5	43.404	40.477	33.674	158.1	1:57.555	13	41.248	40.243	31.793	157.4	1:53.284
6	42.494	44.357	32.716	157.9	1:59.567	14	41.185	39.517	32.155	157.9	1:52.857
7	43.034	40.218	32.878	157.7	1:56.130	15	43.201	40.286	33.993	155.2	1:57.480
8	41.925	40.642	34.750	158.1	1:57.317	16	42.836	41.072	32.211	158.1	1:56.119

23 Charlie Geipel					Toyota AURIS S2000						
1	45.281	39.619	29.939	160.2	1:54.839	10	38.786	34.643	28.924	158.6	1:42.353
2	40.503	39.512	31.248	160.7	1:51.263	11	39.681	35.603	28.720	161.7	1:44.004
3	39.574	36.389	29.053	161.9	1:45.016	12	39.038	34.224	28.605	160.2	1:41.917
4	39.463	36.563	28.932	157.7	1:44.958	13	38.616	34.370	28.415	161.0	1:41.431
5	39.267	36.540	29.941	161.2	1:45.748	14	38.669	34.278	28.618	160.0	1:41.565
6	39.112	35.164	28.789	161.4	1:43.065	15	38.965	34.760	28.460	160.7	1:42.185
7	38.831	35.192	28.783	161.2	1:42.806	16	38.653	34.265	28.493	161.2	1:41.411
8	39.526	35.427	28.850	161.9	1:43.803	17	38.613	34.399	28.995	158.1	1:42.007
9	38.639	34.534	29.244	160.2	1:42.417	18	38.963	35.655	28.901	160.5	1:43.519



Schnellste Runde : 1:33.064 in Runde 10 durch nr. 17 : Jürg Aeberhard (Porsche 997 GT3 R)





Preis der Stadt Magdeburg

MCS Stuttgart

DMV Touring Car Championship - Rennen 7 (R2)

06 - 09 July 2012

Runden und Sector Zeiten -

Oschersleben - 3696 mtr.

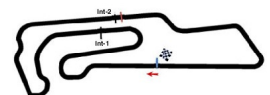
24 Janek Larsen					Honda S 2000						
1	48.138	42.227	33.487	145.0	2:03.852	9	41.022	38.176	32.456	147.5	1:51.654
2	45.836	40.912	32.956	144.6	1:59.704	10	42.845	39.657	33.019	147.1	1:55.521
3	43.765	42.380	33.476	144.6	1:59.621	11	42.060	38.629	33.275	147.9	1:53.964
4	42.510	38.889	31.060	146.7	1:52.459	12	40.865	38.382	31.738	147.3	1:50.985
5	41.844	39.827	31.132	146.5	1:52.803	13	41.281	37.381	31.685	148.4	1:50.347
6	41.720	39.717	31.951	148.6	1:53.388	14	40.691	36.763	31.255	146.9	1:48.709
7	44.707	39.593	31.899	146.3	1:56.199	15	41.019	37.192	31.265	146.1	1:49.476
8	43.149	39.139	32.428	142.3	1:54.716	16	41.426	37.235	30.883	146.5	1:49.544

27 Jürgen Schlager					Porsche 993 GT2						
1	51.935	37.289	30.655	177.6	1:59.879	10	37.101	33.565	29.047	184.3	1:39.713
2	38.252	37.269	28.992	184.6	1:44.513	11	37.128	35.480	28.042	189.5	1:40.650
3	38.955	35.279	29.527	187.8	1:43.761	12	36.880	33.324	28.386	186.9	1:38.590
4	39.389	35.717	29.320	183.1	1:44.426	13	37.296	33.906	27.976	184.6	1:39.178
5	38.320	35.150	29.122	185.9	1:42.592	14	37.127	33.754	27.420	184.3	1:38.301
6	38.568	34.974	28.364	187.2	1:41.906	15	35.583	32.910	27.347	185.2	1:36.800
7	37.739	35.364	29.922	189.1	1:43.025	16	36.583	33.485	27.775	185.2	1:37.843
8	39.556	34.712	27.905	186.2	1:42.173	17	36.580	34.036	27.594	184.6	1:38.210
9	38.204	34.390	27.842	185.6	1:40.436	18	36.718	33.261	27.930	178.5	1:37.909

34 Dietmar Hagenmüller					Porsche 997 Cup S						
1	44.126	38.323	29.467	181.5	1:51.916	11	36.977	34.352	27.691	186.5	1:39.020
2	39.668	37.078	29.276	182.4	1:46.022	12	37.030	33.522	27.905	185.6	1:38.457
3	38.329	35.798	28.788	181.2	1:42.915	13	36.877	33.230	27.782	184.9	1:37.889
4	39.785	34.886	28.075	183.4	1:42.746	14	37.024	33.764	27.622	185.6	1:38.410
5	37.655	34.715	28.553	182.7	1:40.923	15	36.558	33.448	27.659	185.9	1:37.665
6	37.561	34.944	28.275	184.3	1:40.780	16	37.147	33.552	27.876	184.6	1:38.575
7	37.210	34.689	27.993	185.9	1:39.892	17	36.708	33.247	27.984	185.2	1:37.939
8	37.398	33.603	27.978	183.1	1:38.979	18	35.519	33.253	27.814	184.6	1:37.586
9	37.223	33.701	27.970	185.9	1:38.894	19	36.766	33.055	27.998	184.9	1:37.819
10	37.089	33.493	27.692	186.2	1:38.274	20					

40 Lars Pergande					BMW Z4						
1	44.342	41.180	31.154	169.8	1:56.676	10	38.955	35.965	28.955	172.2	1:43.875
2	41.205	39.480	30.421	170.6	1:51.106	11	39.220	37.491	30.029	171.4	1:46.740
3	40.222	37.732	29.773	172.0	1:47.727	12	39.863	36.013	29.584	170.9	1:45.460
4	40.673	37.494	29.358	172.8	1:47.525	13	40.295	36.683	30.664	170.6	1:47.642
5	39.745	36.972	29.517	171.4	1:46.234	14	41.123	36.633	30.334	170.9	1:48.090
6	39.285	36.421	29.341	171.7	1:45.047	15	39.594	38.357	32.117	165.4	1:50.068
7	39.560	36.034	29.162	172.0	1:44.756	16	43.103	39.967	33.627	152.5	1:56.697
8	39.030	35.614	29.146	172.0	1:43.790	17	45.981	42.271	35.753	143.0	2:04.005
9	39.233	35.788	29.450	172.0	1:44.471	18					

41 Sandro Merino					BMW M3						
1	45.799	41.267	34.581	146.5	2:01.647	9	41.320	38.025	33.673	154.7	1:53.019
2	44.589	40.465	31.893	154.9	1:56.947	10	41.739	39.320	33.568	151.7	1:54.627
3	42.821	40.078	31.994	155.3	1:54.893	11	41.778	38.574	32.790	151.9	1:53.142
4	42.297	40.117	31.870	156.1	1:54.284	12	41.525	38.049	32.001	154.3	1:51.575
5	43.055	40.063	33.021	154.3	1:56.139	13	41.226	38.745	32.048	154.1	1:52.019
6	42.757	42.340	33.286	151.0	1:58.383	14	40.694	38.471	31.307	155.4	1:50.466
7	44.953	39.247	31.798	153.4	1:55.998	15	41.324	39.835	42.356	140.1	2:03.515
8	43.650	38.770	32.516	154.9	1:54.936	16	43.466	38.692	32.263	152.1	1:54.421





Preis der Stadt Magdeburg

MCS Stuttgart

DMV Touring Car Championship - Rennen 7 (R2)

06 - 09 July 2012

Runden und Sector Zeiten -

Oschersleben - 3696 mtr.

42 Bernd Kleeschulte					BMW M3						
1	44.505	39.431	30.010	164.6	1:53.946	10	39.116	34.64	29.138	163.6	1:42.708
2	40.669	39.336	31.045	162.4	1:51.050	11	39.352	35.842	28.696	165.1	1:43.890
3	39.904	36.294	29.053	164.4	1:45.251	12	40.134	34.744	28.959	164.1	1:43.837
4	39.559	36.437	28.910	164.6	1:44.906	13	39.402	34.705	28.843	164.9	1:42.950
5	39.460	36.323	29.249	160.7	1:45.032	14	38.896	34.735	28.895	162.9	1:42.526
6	39.969	35.115	28.656	164.4	1:43.740	15	39.128	34.678	28.55	164.9	1:42.392
7	39.078	35.067	28.764	163.6	1:42.909	16	38.935	34.779	28.627	164.4	1:42.341
8	39.580	35.403	28.741	164.9	1:43.724	17	39.123	34.874	29.111	164.1	1:43.108
9	37.64	34.491	28.986	164.4	1:42.241	18	39.479	35.542	29.332	143.0	1:44.353

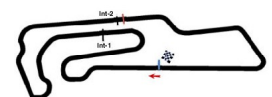
43 Ronny Jost					Seat Leon MK1						
1	44.982	40.045	31.826	153.4	1:56.853	5	41.671	39.734	32.950	147.7	1:54.355
2	43.163	40.147	31.289	152.3	1:54.599	6	41.640	38.196	30.33	151.9	1:50.234
3	42.508	38.526	30.523	153.2	1:51.557	7	41.129	37.463	In		2:00.226 ^P
4	41.922	38.429	30.712	152.3	1:51.063	8	Out	41.702	In		4:06.148 ^P

44 Christof Langer					Porsche 997 GT3 Cup						
1	43.896	36.752	29.613	182.7	1:50.261	11	36.935	33.300	27.215	184.3	1:37.450
2	38.958	36.493	29.081	183.4	1:44.532	12	36.877	32.880	27.639	184.6	1:37.396
3	39.302	37.010	28.707	184.0	1:45.019	13	36.898	33.198	27.576	185.6	1:37.672
4	38.337	34.052	27.823	184.6	1:40.212	14	37.077	33.143	27.881	183.4	1:38.101
5	37.176	33.998	27.688	184.3	1:38.862	15	36.908	34.493	27.627	184.0	1:39.028
6	37.389	33.819	27.965	183.7	1:39.173	16	37.166	33.136	27.235	183.4	1:37.537
7	37.047	33.549	27.541	185.2	1:38.137	17	37.144	34.093	28.033	184.9	1:39.270
8	37.173	32.952	27.382	184.6	1:37.507	18	36.923	32.53	27.737	183.7	1:37.196
9	37.301	33.849	28.189	183.1	1:39.339	19	37.106	33.564	27.492	183.4	1:38.162
10	37.765	33.214	27.228	184.6	1:38.207	20					

46 Johannes Kreuer					BMW M3						
1	44.339	40.013	29.868	162.9	1:54.220	10	39.014	34.787	29.509	161.7	1:43.310
2	41.219	38.808	32.127	156.7	1:52.149	11	38.801	35.283	31.444	161.2	1:45.528
3	40.396	36.113	29.935	162.4	1:46.444	12	38.762	35.116	28.826	161.2	1:42.704
4	41.184	36.333	28.618	163.1	1:46.135	13	38.989	34.32	28.59	163.6	1:41.870
5	38.767	34.781	28.771	163.1	1:42.319	14	38.895	34.729	28.890	158.8	1:42.514
6	39.295	34.936	28.758	163.4	1:42.989	15	38.700	34.601	28.725	161.0	1:42.026
7	39.041	34.953	28.583	164.4	1:42.577	16	39.155	35.068	28.977	164.1	1:43.200
8	39.854	35.971	28.561	163.6	1:44.386	17	39.050	35.166	29.405	159.3	1:43.621
9	38.67	34.514	29.408	159.3	1:42.601	18	39.082	36.012	29.185	146.7	1:44.279

50 Tobias Paul					BMW M3 V8						
1	44.180	37.908	30.972	180.3	1:53.055	10	37.680	34.449	28.818	179.4	1:40.947
2	40.497	38.771	30.499	179.7	1:49.767	11	37.958	34.728	29.051	180.9	1:41.737
3	40.551	36.837	30.206	179.1	1:47.594	12	37.741	34.901	28.915	181.5	1:41.557
4	39.571	35.765	29.781	180.0	1:45.117	13	37.768	34.468	28.577	181.8	1:40.813
5	39.281	35.741	30.410	180.3	1:45.432	14	37.677	34.851	28.627	181.8	1:41.155
6	38.987	35.137	29.133	180.9	1:43.257	15	37.786	34.483	28.40	181.8	1:40.729
7	38.423	35.333	29.897	180.3	1:43.653	16	37.622	34.34	28.644	180.0	1:40.612
8	38.891	34.432	28.724	180.9	1:42.047	17	37.919	35.188	29.309	180.9	1:42.416
9	38.320	34.860	29.032	179.7	1:42.212	18	37.955	34.777	29.092	179.7	1:41.824

53 Maximilian Stein					Porsche 997						
1	44.636	38.009	29.944	178.8	1:52.589	10	36.596	34.987	28.037	183.7	1:39.620
2	40.536	36.642	29.459	182.4	1:46.637	11	36.653	34.806	27.910	180.9	1:39.369





Preis der Stadt Magdeburg

MCS Stuttgart

DMV Touring Car Championship - Rennen 7 (R2)

06 - 09 July 2012

Runden und Sector Zeiten -

Oschersleben - 3696 mtr.

3	37.859	36.157	29.296	184.0	1:43.312	12	37.533	33.999	28.058	182.4	1:39.590
4	38.326	35.533	28.393	182.7	1:42.252	13	36.902	34.101	27.701	183.7	1:38.704
5	37.580	35.591	28.419	181.8	1:41.590	14	36.745	33.934	28.424	181.2	1:39.103
6	37.472	35.126	28.393	180.3	1:40.991	15	36.596	34.315	27.472	184.3	1:38.383
7	37.014	34.964	28.990	183.1	1:40.968	16	36.920	33.688	27.362	183.4	1:37.980
8	37.660	34.715	28.334	183.1	1:40.709	17	36.40	35.297	27.841	183.1	1:39.608
9	38.989	34.712	28.308	183.1	1:42.009	18	36.818	35.115	29.182	158.6	1:41.115

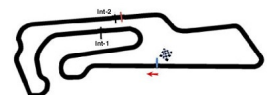
54	Rainer Noller					BMW M3 V8					
1	42.793	36.258	28.776	182.1	1:47.827	11	36.667	33.494	27.644	184.6	1:37.805
2	38.219	34.853	29.028	183.7	1:42.100	12	36.602	32.752	27.594	184.6	1:36.948
3	37.639	34.675	28.994	183.7	1:41.308	13	36.505	32.870	27.687	184.6	1:37.062
4	37.219	33.798	27.419	183.1	1:38.436	14	36.363	32.904	27.548	183.7	1:36.815
5	36.930	33.220	27.153	184.3	1:37.308	15	36.557	32.855	27.557	183.7	1:36.969
6	36.643	33.364	27.798	184.0	1:37.805	16	36.555	32.922	27.660	183.7	1:37.137
7	36.418	34.127	27.368	181.9	1:37.913	17	36.978	33.110	27.606	184.3	1:37.694
8	36.933	33.059	28.039	184.6	1:38.031	18	36.598	33.041	28.059	183.4	1:37.698
9	36.389	33.320	27.973	184.0	1:37.682	19	37.143	33.400	27.660	184.6	1:38.203
10	36.919	33.191	27.921	184.6	1:38.031	20					

55	Uwe Bleck					Toyota MR2 T				
-----------	------------------	--	--	--	--	---------------------	--	--	--	--

61	Bruno Stucky					Mercedes SLS GT3					
1	42.124	36.672	30.336	184.6	1:49.132	10	39.564	37.168	29.710	183.4	1:46.442
2	39.611	37.391	29.661	184.9	1:46.663	11	38.859	35.762	29.335	184.3	1:44.006
3	39.258	37.049	31.316	183.4	1:47.623	12	38.900	36.199	30.448	182.4	1:45.547
4	41.740	36.809	29.941	182.7	1:48.490	13	39.590	35.449	29.804	171.4	1:44.843
5	39.869	37.053	29.999	184.3	1:46.921	14	39.213	35.935	30.461	184.0	1:45.609
6	39.372	36.132	30.328	184.3	1:45.832	15	39.242	35.910	30.346	184.0	1:45.498
7	39.495	35.933	29.552	185.2	1:44.980	16	38.768	37.067	29.607	184.0	1:45.442
8	43.391	37.448	29.756	182.7	1:50.595	17	39.163	36.427	29.357	183.4	1:44.947
9	39.238	36.035	29.735	181.5	1:45.008	18	39.545	37.549	30.218	172.0	1:47.312

62	Edwin Stucky					Mercedes SLS GT3					
1	42.225	38.129	32.426	182.4	1:52.780	10	41.093	39.230	30.435	183.1	1:50.758
2	41.655	39.609	30.377	184.0	1:51.641	11	41.765	38.107	30.956	181.8	1:50.828
3	40.793	42.682	30.033	181.3	1:53.508	12	41.644	37.606	30.354	175.9	1:49.604
4	40.958	38.991	30.847	179.4	1:50.796	13	41.463	37.586	31.804	183.1	1:50.853
5	39.488	38.957	30.016	183.4	1:48.461	14	39.588	38.454	32.185	170.1	1:50.227
6	39.181	37.319	30.022	184.0	1:46.525	15	43.126	40.638	31.670	177.3	1:55.434
7	39.816	38.931	30.174	181.3	1:48.921	16	40.354	40.035	31.439	180.0	1:51.828
8	39.412	38.243	30.350	183.4	1:48.005	17	40.309	39.048	31.231	178.5	1:50.588
9	39.233	37.215	30.382	183.1	1:46.830	18					

63	Josef Klüber					Corvette GT3					
1	39.739	37.413	29.531	191.8	1:46.683	10	37.491	33.810	27.517	193.9	1:38.818
2	38.304	36.039	28.851	193.5	1:43.194	11	36.399	1:04.504	33.326	180.6	2:14.229
3	37.813	35.431	29.177	193.5	1:42.421	12	38.319	36.513	28.666	187.8	1:43.498
4	37.698	36.294	28.030	193.5	1:42.022	13	36.715	34.803	29.232	195.3	1:40.750
5	37.194	34.898	28.904	192.5	1:40.996	14	37.289	35.049	27.791	194.2	1:40.129
6	37.501	34.314	28.343	192.5	1:40.158	15	36.614	34.531	28.017	193.5	1:39.162
7	36.732	34.797	27.895	194.2	1:39.424	16	36.640	34.410	28.058	193.2	1:39.108
8	37.341	34.303	28.507	193.2	1:40.151	17	37.541	34.704	28.132	191.8	1:40.377





Preis der Stadt Magdeburg

MCS Stuttgart

DMV Touring Car Championship - Rennen 7 (R2)

06 - 09 July 2012

Runden und Sector Zeiten -

Oschersleben - 3696 mtr.

9	36.693	34.776	29.618	194.6	1:41.087	18	36.932	34.541	28.404	186.9	1:39.877
---	--------	--------	--------	-------	----------	----	--------	--------	--------	-------	----------

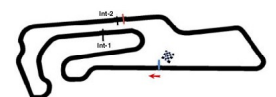
65 Gerd Beisel					Corvette GT3						
1	40.619	37.176	29.261	189.5	1:47.056	11	36.484	33.188	27.057	192.5	1:36.729
2	38.471	36.338	28.359	191.8	1:43.168	12	35.744	34.771	26.978	190.8	1:37.493
3	37.961	34.971	28.161	191.2	1:41.093	13	36.224	33.299	27.607	192.5	1:37.130
4	37.352	34.155	27.297	191.2	1:38.804	14	35.971	32.178	26.559	192.9	1:34.708
5	36.903	33.624	26.879	193.2	1:37.406	15	35.582	32.582	26.336	194.2	1:34.560
6	36.903	33.683	27.456	190.8	1:38.042	16	35.751	32.159	26.912	192.5	1:34.822
7	36.199	33.664	27.015	192.9	1:36.878	17	36.746	31.928	27.521	192.5	1:36.170
8	36.303	33.119	27.157	191.8	1:36.579	18	35.760	33.489	26.888	191.5	1:36.107
9	36.372	33.151	27.144	192.2	1:36.667	19	36.206	32.279	28.574	189.5	1:37.059
10	36.003	32.629	26.996	192.5	1:35.628	20					

71 Stefan Nägler					Porsche 996 GT3						
1	Out	45.153	33.625	169.8	2:03.176	10	38.135	34.510	28.971	178.8	1:41.616
2	40.891	36.909	29.887	173.6	1:47.687	11	38.723	34.686	29.094	176.5	1:42.503
3	39.214	36.631	30.047	175.6	1:45.892	12	37.899	34.435	28.681	177.0	1:40.995
4	39.269	36.117	29.579	174.2	1:44.965	13	38.043	36.319	29.233	174.5	1:43.595
5	39.357	35.112	28.988	175.0	1:43.457	14	38.185	35.439	29.710	175.9	1:43.334
6	38.671	35.845	29.814	175.0	1:44.330	15	38.634	35.341	29.292	171.2	1:43.267
7	39.889	34.906	28.960	177.6	1:43.755	16	38.843	35.105	29.334	175.3	1:43.282
8	38.095	34.459	28.761	176.8	1:41.315	17	38.376	36.178	29.217	174.5	1:43.771
9	37.947	34.342	28.636	177.6	1:40.925	18					

77 Suzanne Weidt					Porsche 996 Cup						
1	41.251	38.771	31.589	175.3	1:51.591	9	43.210	41.207	34.575	166.7	1:58.992
2	41.262	39.404	33.114	171.7	1:53.780	10	42.053	41.669	35.376	168.8	1:59.098
3	42.065	38.238	32.457	175.3	1:52.760	11	45.181	41.314	37.028	149.6	2:03.523
4	41.941	39.748	32.992	173.1	1:54.681	12	45.129	42.707	35.167	168.2	2:03.003
5	41.437	40.664	33.102	171.7	1:55.203	13	42.502	41.092	33.417	165.1	1:57.011
6	42.126	40.035	32.967	174.5	1:55.128	14	43.446	43.886	35.758	155.4	2:03.090
7	41.491	40.932	33.795	170.3	1:56.218	15	47.558	43.038	35.169	146.5	2:05.765
8	42.558	42.384	33.151	171.4	1:58.093	16	45.785	43.664	34.732	166.2	2:04.181

81 Chris Vogler					Melkus RS 2000 GTR T						
1	44.265	38.873	30.921	172.0	1:54.059	10	38.321	34.207	28.548	176.8	1:41.076
2	40.220	38.648	30.117	172.0	1:48.985	11	38.410	34.260	29.408	173.1	1:42.078
3	40.709	37.607	29.567	173.9	1:47.883	12	38.402	34.403	28.496	175.9	1:41.301
4	40.874	36.347	29.227	175.9	1:46.448	13	38.211	34.374	27.928	177.6	1:40.493
5	39.347	36.145	29.173	176.5	1:44.665	14	37.889	35.090	28.487	175.9	1:41.436
6	39.269	35.165	29.475	175.0	1:43.909	15	38.194	34.348	28.610	174.8	1:41.152
7	39.065	35.086	28.950	179.4	1:43.101	16	40.360	34.308	28.122	175.6	1:42.790
8	39.317	35.242	28.714	174.5	1:43.273	17	38.355	34.105	29.467	173.9	1:41.927
9	38.363	34.184	29.434	174.5	1:41.981	18	39.114	35.433	28.628	175.9	1:43.175

85 Roland Poulsen					Porsche 997 GT3 Cup						
1	44.037	38.385	29.593	179.1	1:52.015	10	37.252	34.742	28.964	179.1	1:40.958
2	40.889	36.469	29.735	177.3	1:47.093	11	37.162	35.484	27.674	180.3	1:40.320
3	38.321	35.501	29.247	178.2	1:43.069	12	37.076	34.446	27.922	178.2	1:39.444
4	38.679	35.068	28.648	177.6	1:42.395	13	37.316	34.505	28.707	178.8	1:40.528
5	45.695	36.473	28.489	177.6	1:50.657	14	37.492	34.879	28.220	177.9	1:40.591
6	37.956	34.696	27.973	178.2	1:40.625	15	37.510	34.377	28.895	180.0	1:40.782
7	37.382	34.744	28.319	177.9	1:40.445	16	37.483	35.466	28.479	180.0	1:41.428





Preis der Stadt Magdeburg

MCS Stuttgart

DMV Touring Car Championship - Rennen 7 (R2)

06 - 09 July 2012

Runden und Sector Zeiten -

Oschersleben - 3696 mtr.

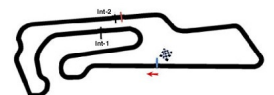
8	37.644	35.075	27.924	1800	1:40.643	17	37.387	34.434	28.214	1800	1:40.035
9	37.705	34.559	28.253	177.3	1:40.517	18	37.315	34.426	27.805	1800	1:39.546

90 Martin Dechent						Porsche 997 GT3 Cup					
1	44.582	37.004	30.170	182.4	1:51.756	11	36.788	34.566	27.474	184.6	1:38.823
2	39.308	36.045	28.519	183.1	1:43.872	12	36.899	32.568	27.281	185.2	1:36.748
3	39.424	36.605	29.024	184.0	1:45.053	13	37.165	32.666	27.486	186.5	1:37.317
4	38.277	33.866	28.186	184.9	1:40.329	14	36.980	32.695	27.684	186.2	1:37.359
5	37.261	33.672	28.041	184.9	1:38.974	15	36.838	32.933	28.018	185.9	1:37.789
6	37.292	33.100	28.493	186.5	1:38.885	16	37.255	32.728	27.480	185.6	1:37.463
7	37.589	33.198	27.631	185.2	1:38.418	17	37.151	33.506	28.351	187.2	1:39.008
8	37.330	32.606	27.349	186.9	1:37.285	18	37.441	32.388	30.056	184.3	1:39.855
9	37.392	33.951	28.269	185.2	1:39.612	19	36.888	32.531	27.719	184.0	1:37.138
10	38.537	33.561	27.558	185.9	1:39.656	20					

91 Thomas Langer						Porsche 997 GT3 Cup					
1	41.990	39.015	29.322	180.9	1:50.327	10	37.362	33.651	28.675	181.5	1:39.688
2	39.737	38.673	30.247	179.1	1:48.657	11	37.323	34.170	27.680	183.7	1:39.173
3	38.574	37.625	28.709	182.1	1:44.908	12	37.487	33.359	28.001	182.7	1:38.847
4	38.892	35.414	29.582	182.1	1:43.888	13	37.335	33.813	27.964	183.7	1:39.112
5	39.236	35.635	29.455	181.8	1:44.326	14	37.043	33.292	27.647	184.0	1:37.982
6	37.643	34.433	28.934	180.6	1:41.010	15	37.117	33.650	28.240	184.3	1:39.007
7	37.371	33.882	28.139	180.0	1:39.392	16	37.135	34.093	28.169	185.2	1:39.397
8	37.207	33.689	28.770	180.3	1:39.666	17	36.974	33.254	27.969	180.6	1:38.197
9	37.314	33.699	29.105	182.4	1:40.118	18	37.137	33.456	28.333	182.7	1:38.926

95 Jack Crow						Porsche 997 GT3 Cup					
1	41.368	37.065	29.111	189.5	1:47.544	11	36.299	34.618	27.311	192.9	1:38.228
2	39.572	36.521	28.584	187.8	1:44.677	12	37.249	33.145	26.989	191.2	1:37.333
3	37.548	35.086	27.915	190.8	1:40.549	13	36.924	33.045	27.633	191.5	1:37.602
4	37.571	35.607	28.017	190.5	1:41.195	14	36.082	33.406	28.932	191.2	1:38.420
5	37.128	34.938	28.107	190.1	1:40.173	15	36.620	33.096	27.307	190.8	1:37.023
6	36.838	34.060	27.222	191.2	1:38.120	16	36.127	32.672	27.269	190.8	1:36.068
7	36.912	33.326	27.751	190.5	1:37.989	17	36.000	33.123	27.081	193.2	1:36.274
8	36.579	32.907	27.359	191.2	1:36.845	18	36.646	33.632	27.161	190.5	1:37.439
9	36.678	33.010	27.147	191.5	1:36.835	19	37.109	33.954	29.210	168.5	1:40.273
10	36.433	33.342	27.463	191.8	1:37.238	20					

96 Markus Alber						Porsche 997 GT3 Cup					
1	42.810	36.571	28.901	188.2	1:48.282	11	36.390	33.259	27.511	192.9	1:37.160
2	39.408	35.935	28.338	190.5	1:43.681	12	36.268	34.978	27.186	193.5	1:38.432
3	38.101	35.843	28.074	191.5	1:42.018	13	36.176	33.707	26.887	190.8	1:36.720
4	37.661	35.137	28.408	190.5	1:41.206	14	36.000	34.500	27.894	192.5	1:38.434
5	37.486	34.958	27.799	190.8	1:40.243	15	36.441	33.786	27.315	191.8	1:37.542
6	37.034	34.035	27.691	189.5	1:38.760	16	36.206	33.229	28.219	190.8	1:37.654
7	36.964	34.598	27.848	190.5	1:39.410	17	36.131	33.528	27.396	192.2	1:37.055
8	37.476	33.878	27.680	189.8	1:39.034	18	36.436	33.459	27.591	190.5	1:37.486
9	36.238	34.742	27.384	190.8	1:38.364	19	36.977	35.673	28.891	163.1	1:41.541
10	36.535	33.672	27.186	191.5	1:37.393	20					



Schnellste Runde : 1:33.064 in Runde 10 durch nr. 17 : Jürg Aeberhard (Porsche 997 GT3 R)
