



Preis der Stadt Magdeburg

MCS Stuttgart

DMV Touring Car Championship - Rennen 1 (R1)

06 - 09 July 2012

Runden und Sector Zeiten -

Oschersleben - 3696 mtr.

10 Jürgen Bender					Porsche 997 GT3 R						
1	38.075	32.620	26.996	183.1	1:37.691	9	38.531	35.398	28.780	183.7	1:42.709
2	35.660	31.856	26.223	184.6	1:33.739	10	38.277	37.990	30.375	181.8	1:46.642
3	35.514	31.740	26.615	184.6	1:33.869	11	40.057	37.385	30.530	182.4	1:47.972
4	35.561	31.719	26.409	185.6	1:33.689	12	40.513	37.584	30.822	180.3	1:48.919
5	35.814	31.934	26.743	185.6	1:34.491	13	41.952	38.373	31.397	180.3	1:51.722
6	36.566	33.982	27.491	184.9	1:38.039	14	41.104	39.852	31.470	180.6	1:52.426
7	37.619	34.443	28.433	183.4	1:40.495	15	41.772	38.982	31.472	180.6	1:52.226
8	38.143	35.647	28.851	183.1	1:42.641	16	42.130	39.950	32.631	177.0	1:54.711

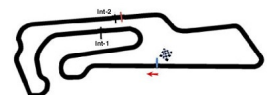
11 Martin Roos					Lotus Exige						
1	42.199	41.522	In		2:06.895 P	8	47.986	46.672	34.636	134.2	2:09.294
2	Out	45.708	38.490	138.5	3:00.343	9	47.147	44.782	36.337	133.8	2:08.266
3	43.025	42.841	31.05	150.0	1:56.911	10	56.868	45.090	37.607	133.2	2:19.565
4	45.390	39.121	34.097	137.6	1:58.608	11	48.798	43.533	37.595	133.2	2:09.926
5	44.076	40.819	32.939	139.4	1:57.834	12	48.367	46.555	35.853	125.9	2:10.775
6	49.681	40.851	32.770	141.2	2:03.302	13	48.505	44.391	35.818	130.9	2:08.714
7	47.167	43.233	33.086	136.5	2:03.486	14					

17 Jürg Aeberhard					Porsche 997 GT3 R						
1	36.025	31.049	25.634	193.5	1:32.708	9	38.847	34.310	27.816	191.8	1:40.973
2	35.203	30.98	25.600	192.9	1:31.751	10	38.973	36.490	28.779	190.8	1:44.242
3	35.100	31.124	25.57	194.6	1:31.751	11	39.813	37.530	30.727	188.5	1:48.070
4	34.885	31.313	25.660	194.9	1:31.828	12	40.176	37.802	29.919	186.5	1:47.897
5	35.242	31.440	26.485	194.6	1:33.167	13	40.791	38.234	30.653	187.5	1:49.678
6	36.099	32.937	27.252	192.9	1:36.288	14	41.196	37.714	31.264	182.7	1:50.174
7	36.656	33.977	27.324	192.2	1:37.957	15	41.439	38.771	31.118	186.9	1:51.328
8	37.002	34.047	28.304	190.1	1:39.353	16	41.816	38.822	33.560	184.3	1:54.198

21 Harald Tänzler					Melkus RS 2000 GTR						
1	42.858	37.12	30.42	158.8	1:50.406	8	43.650	44.870	35.653	159.1	2:04.173
2	37.751	37.389	30.987	157.9	1:48.127	9	1:06.493	45.771	36.315	151.3	2:28.579
3	41.705	37.182	30.483	157.0	1:49.370	10	48.274	45.680	36.255	156.5	2:10.209
4	40.211	37.980	31.071	157.0	1:49.262	11	47.325	45.552	36.139	143.6	2:09.016
5	40.619	41.082	32.771	157.4	1:54.472	12	46.481	45.928	36.865	144.0	2:09.274
6	43.013	40.378	32.935	157.2	1:56.326	13	47.376	45.807	37.773	153.0	2:10.956
7	43.763	42.505	34.289	158.1	2:00.557	14	47.803	1:01.602	39.869	154.1	2:29.274

23 Charlie Geipel					Toyota AURIS S2000						
1	40.956	35.511	28.549	160.0	1:45.016	9	41.395	38.398	31.172	157.9	1:50.965
2	38.881	34.00	28.210	160.2	1:41.181	10	42.283	39.461	31.623	157.4	1:53.367
3	38.191	34.133	29.596	157.7	1:41.920	11	43.090	40.453	33.956	154.7	1:57.499
4	38.842	35.753	28.784	160.0	1:43.379	12	43.270	40.236	32.980	156.1	1:56.486
5	39.353	35.900	29.962	158.6	1:45.215	13	44.357	42.933	34.913	155.8	2:02.203
6	40.698	37.243	30.238	160.0	1:48.179	14	44.432	40.511	33.712	152.3	1:58.655
7	40.564	40.113	30.587	156.5	1:51.264	15	44.687	41.054	33.846	155.2	1:59.587
8	41.762	38.056	30.393	157.4	1:50.211	16					

24 Janek Larsen					Honda S 2000						
1	43.513	37.264	30.797	145.9	1:51.574	8	47.868	42.729	35.061	142.7	2:05.658
2	40.981	37.066	30.771	146.7	1:48.768	9	45.979	43.252	35.234	141.5	2:04.465
3	41.744	37.304	31.275	144.4	1:50.323	10	46.496	43.918	36.758	141.2	2:07.172
4	43.469	38.094	32.358	144.2	1:53.921	11	47.562	45.767	37.518	140.8	2:10.847
5	42.080	39.471	33.380	145.7	1:54.931	12	47.887	45.170	36.680	134.8	2:09.737





Preis der Stadt Magdeburg MCS Stuttgart

DMV Touring Car Championship - Rennen 1 (R1)

06 - 09 July 2012

Runden und Sector Zeiten -

Oschersleben - 3696 mtr.

6	44.490	41.320	33.284	144.6	1:59.094	13	49.148	45.430	36.842	139.0	2:11.420
7	44.160	42.825	33.850	143.2	2:00.835	14	48.474	46.613	36.870	132.0	2:11.957

27 Jürgen Schlager						Porsche 993 GT2					
1	40.201	33.761	41.746	154.5	1:55.708	9	39.675	38.615	30.405	184.6	1:48.695
2	37.654	33.068	28.536	177.6	1:39.258	10	41.522	42.165	32.589	182.1	1:56.276
3	35.193	32.594	29.119	189.5	1:37.896	11	43.148	40.664	33.333	172.0	1:57.145
4	36.440	33.903	28.527	188.8	1:38.870	12	43.891	41.324	32.969	176.5	1:58.184
5	38.206	34.009	29.820	184.6	1:42.035	13	42.846	40.117	33.281	175.3	1:56.244
6	38.427	33.912	30.077	186.5	1:42.416	14	43.382	41.090	33.707	167.7	1:58.179
7	37.779	49.306	29.409	184.6	1:56.494	15	45.179	42.546	34.912	128.4	2:02.637
8	39.595	37.634	30.399	181.2	1:47.628	16					

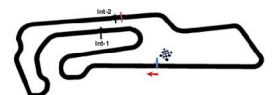
34 Dietmar Hagenmüller						Porsche 997 Cup S					
1	41.486	35.246	28.077	180.9	1:44.829	9	39.122	38.208	31.602	177.0	1:48.932
2	38.430	33.761	28.525	182.4	1:40.716	10	41.591	39.462	31.993	177.0	1:53.046
3	37.892	34.422	30.041	182.4	1:42.355	11	41.763	39.465	32.703	175.9	1:53.931
4	37.638	35.178	28.879	182.7	1:41.693	12	42.252	39.652	32.537	176.2	1:54.441
5	37.850	34.644	29.474	180.0	1:41.968	13	43.283	38.795	32.054	177.6	1:54.132
6	38.836	34.477	29.608	180.3	1:42.921	14	41.618	39.140	32.794	175.0	1:53.552
7	39.020	38.985	30.103	180.0	1:48.108	15	41.218	39.581	32.672	176.2	1:53.471
8	39.972	36.892	30.505	179.1	1:47.369	16					

40 Lars Pergande						BMW Z4					
1	41.432	35.465	28.664	173.7	1:45.561	9	42.683	40.277	33.892	166.2	1:56.852
2	38.074	33.574	28.182	172.5	1:39.830	10	44.126	41.129	34.397	164.1	1:59.652
3	38.053	34.508	29.921	170.6	1:42.482	11	44.204	41.656	35.363	163.1	2:01.223
4	38.694	34.826	29.557	168.8	1:43.077	12	44.517	42.857	35.124	162.9	2:02.498
5	41.491	36.639	30.740	169.3	1:48.870	13	45.761	41.719	34.918	163.4	2:02.398
6	40.351	38.161	32.785	165.4	1:51.297	14	45.884	42.955	34.888	164.6	2:03.727
7	43.068	39.632	32.791	166.9	1:55.491	15	45.713	43.138	36.420	159.3	2:05.271
8	42.439	39.062	31.872	168.2	1:53.373	16					

42 Bernd Kleeschulte						BMW M3					
1	41.421	35.411	29.575	76.5	1:46.407	2	39.346	35.671	In		1:52.895 p

43 Ronny Jost						Seat Leon MK1					
1	43.580	36.861	30.220	159.5	1:50.661	6	41.417	42.322	33.007	127.5	1:56.746
2	40.831	36.678	30.231	157.0	1:47.740	7	46.162	42.404	In		2:10.818 p
3	51.505	36.155	29.023	159.3	1:56.683	8	Out	47.043	36.912	122.2	2:50.833
4	39.370	35.766	29.402	157.2	1:44.538	9	52.812	50.941	In		2:30.189 p
5	40.738	38.670	30.655	157.7	1:50.063	10					

44 Christof Langer						Porsche 997 GT3 Cup					
1	41.793	34.478	28.356	181.5	1:44.627	9	39.822	38.116	31.586	180.6	1:49.524
2	37.884	33.567	29.107	183.7	1:40.558	10	41.377	38.720	32.315	178.2	1:52.412
3	37.658	33.889	27.685	183.1	1:39.232	11	42.564	39.749	31.988	180.0	1:54.301
4	37.045	32.978	27.611	184.0	1:37.634	12	42.481	39.719	33.028	177.0	1:55.228
5	37.455	34.024	28.319	183.1	1:39.798	13	43.441	39.350	33.834	177.9	1:56.625
6	37.912	36.106	29.375	182.7	1:43.393	14	43.579	40.363	33.375	177.6	1:57.317
7	39.053	35.879	30.084	181.8	1:45.016	15	43.339	40.896	33.915	177.0	1:58.150
8	38.882	36.187	30.057	181.2	1:45.126	16	43.851	40.783	34.463	150.2	1:59.097





Preis der Stadt Magdeburg

MCS Stuttgart

DMV Touring Car Championship - Rennen 1 (R1)

06 - 09 July 2012

Runden und Sector Zeiten -

Oschersleben - 3696 mtr.

46 Johannes Kreuer					BMW M3						
1	41.667	35.726	29.091	156.3	1:46.484	9	43.225	43.268	33.045	154.3	1:59.538
2	39.590	34.811	29.071	161.0	1:43.472	10	43.066	40.750	32.902	155.2	1:56.718
3	39.582	35.062	29.168	161.2	1:43.182	11	44.080	41.164	33.845	150.0	1:59.089
4	39.203	35.580	30.148	160.5	1:44.931	12	45.875	42.574	35.024	152.5	2:03.473
5	40.546	37.826	30.724	158.8	1:49.096	13	45.436	43.797	35.523	155.8	2:04.756
6	41.361	37.467	31.049	161.2	1:49.877	14	45.867	42.421	33.981	152.3	2:02.269
7	42.938	38.298	31.685	160.2	1:52.921	15	45.019	44.011	34.670	141.4	2:03.700
8	41.865	38.734	31.961	154.9	1:52.560	16					

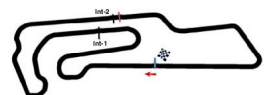
50 Tobias Paul					BMW M3 V8						
1	40.704	34.578	29.437	179.4	1:43.719	9	42.272	39.441	31.850	175.9	1:53.563
2	37.577	34.064	29.004	180.6	1:40.645	10	42.081	40.291	33.227	172.8	1:55.599
3	38.262	35.447	31.005	180.0	1:44.714	11	44.302	41.315	35.136	170.9	2:00.753
4	37.840	34.410	28.619	178.5	1:40.869	12	44.669	43.790	35.218	173.9	2:03.677
5	38.103	34.561	30.064	177.9	1:42.728	13	44.483	42.134	34.801	173.1	2:01.418
6	40.377	37.048	30.071	178.2	1:47.496	14	44.623	42.566	34.613	171.7	2:01.802
7	40.019	38.393	31.169	177.0	1:49.581	15	45.188	43.301	35.264	172.8	2:03.753
8	40.998	38.536	32.571	166.9	1:52.105	16					

52 Jörgen Hansen					Porsche 997						
1	39.120	33.601	27.433	205.3	1:40.154	9	39.795	41.419	29.982	185.9	1:51.196
2	37.615	33.224	27.477	191.2	1:38.316	10	39.549	37.423	30.298	190.1	1:47.270
3	37.088	32.784	27.744	187.5	1:37.616	11	40.153	38.821	31.313	187.2	1:50.287
4	36.715	33.019	27.774	184.9	1:37.508	12	40.660	38.004	31.382	183.4	1:50.046
5	36.688	33.124	28.011	184.0	1:37.821	13	41.983	39.830	32.371	182.7	1:54.184
6	37.428	34.470	29.516	187.8	1:41.414	14	43.463	39.539	32.493	175.0	1:55.495
7	38.063	35.147	29.758	191.2	1:42.968	15	42.002	39.143	32.451	173.1	1:53.596
8	40.146	36.310	29.692	185.9	1:46.148	16	42.263	39.633	32.788	174.2	1:54.684

53 Maximilian Stein					Porsche 997						
1	39.437	33.593	27.338	182.7	1:40.368	9	38.584	38.565	31.216	180.6	1:48.365
2	36.970	33.252	27.001	184.0	1:37.223	10	40.180	38.726	31.691	179.4	1:50.597
3	35.221	33.145	27.375	184.6	1:36.744	11	40.411	39.260	33.061	178.2	1:52.732
4	36.469	33.350	27.905	184.0	1:37.724	12	41.733	41.098	32.883	178.8	1:55.714
5	36.869	33.931	27.899	183.7	1:38.699	13	42.181	41.378	33.431	176.5	1:56.990
6	37.095	34.812	29.016	184.6	1:40.923	14	43.925	42.738	34.284	174.5	2:00.947
7	38.658	35.964	29.846	184.0	1:44.468	15	42.963	43.011	34.088	175.3	2:00.012
8	38.436	36.239	30.366	182.7	1:45.041	16	42.292	42.758	33.806	150.8	1:58.856

54 Hermann Wager					BMW M3 V8						
1	41.708	35.355	28.636	181.2	1:45.699	9	42.769	42.202	33.595	170.9	1:58.566
2	38.537	34.158	28.716	181.8	1:41.411	10	45.155	43.238	34.630	164.4	2:03.023
3	37.739	34.526	29.618	169.3	1:41.883	11	46.488	44.801	36.071	157.0	2:07.360
4	37.786	34.515	29.273	180.0	1:41.574	12	46.189	43.276	35.022	162.7	2:04.487
5	39.437	35.888	29.829	179.4	1:45.154	13	45.741	43.337	35.760	154.7	2:04.838
6	40.884	37.052	30.213	180.3	1:48.149	14	46.650	44.389	36.409	147.7	2:07.448
7	41.247	39.128	31.383	169.3	1:51.758	15	47.907	47.589	35.936	155.4	2:11.432
8	41.497	39.436	31.717	175.0	1:52.650	16					

55 Gerhard Ludwig					Toyota MR2 T						
1	41.648	34.629	28.155	175.3	1:44.432	9	41.052	37.689	30.596	173.4	1:49.337
2	38.000	33.786	28.320	176.5	1:40.106	10	41.660	39.065	31.963	173.6	1:52.688
3	37.344	32.904	27.221	177.6	1:37.469	11	41.725	39.123	31.662	172.8	1:52.510





Preis der Stadt Magdeburg

MCS Stuttgart

DMV Touring Car Championship - Rennen 1 (R1)

06 - 09 July 2012

Runden und Sector Zeiten -

Oschersleben - 3696 mtr.

4	35.57	32.80	29.402	153.6	1:38.789	12	41.692	39.337	32.215	164.1	1:53.244
5	37.390	34.594	28.208	163.6	1:40.192	13	42.107	39.418	32.433	167.2	1:53.958
6	38.184	35.500	29.218	173.9	1:42.902	14	43.508	40.570	32.423	169.3	1:56.501
7	38.595	36.284	29.618	172.0	1:44.497	15	43.165	40.599	32.793	168.8	1:56.557
8	39.472	35.767	29.614	174.2	1:44.853	16	43.071	42.970	34.550	169.3	2:00.591

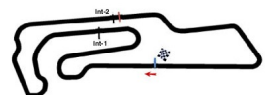
61	Bruno Stucky					Mercedes SLS GT3					
1	40.928	34.142	28.071	183.1	1:43.141	9	42.299	40.819	32.876	178.5	1:55.994
2	37.001	33.081	27.606	186.9	1:37.688	10	44.505	42.085	34.161	176.2	2:00.751
3	35.55	32.968	27.469	186.5	1:37.022	11	45.103	43.863	34.409	173.9	2:03.375
4	37.010	32.809	27.636	188.2	1:37.455	12	44.214	42.532	34.743	173.6	2:01.489
5	37.312	33.204	28.419	186.9	1:38.935	13	45.185	43.461	35.921	161.2	2:04.567
6	38.208	37.326	30.643	182.1	1:46.177	14	47.755	43.150	34.784	165.4	2:05.689
7	41.068	38.182	32.505	181.2	1:51.745	15	46.056	44.187	35.878	157.7	2:06.121
8	41.349	39.808	31.794	180.6	1:52.946	16					

62	Edwin Stucky					Mercedes SLS GT3					
1	41.513	34.502	28.609	184.9	1:44.624	9	41.425	40.540	33.431	172.2	1:55.396
2	37.349	33.817	27.651	187.2	1:38.817	10	44.300	45.900	35.514	168.0	2:05.714
3	36.962	32.96	27.45	186.2	1:37.453	11	44.217	43.001	34.243	160.5	2:01.461
4	36.771	33.343	29.148	185.9	1:39.262	12	46.009	46.055	36.495	157.9	2:08.559
5	37.899	36.008	29.429	184.0	1:43.336	13	46.956	44.455	35.877	165.6	2:07.288
6	39.057	35.927	29.384	184.3	1:44.368	14	45.687	43.274	35.346	162.2	2:04.307
7	42.431	37.889	30.807	181.8	1:51.127	15	46.232	44.235	35.743	151.3	2:06.210
8	40.346	37.755	30.634	181.8	1:48.735	16					

63	Josef Klüber					Corvette GT3					
1	36.673	31.929	26.04	195.3	1:34.666	9	38.464	35.911	29.491	191.5	1:43.866
2	34.751	31.42	26.093	192.9	1:32.276	10	39.730	37.706	30.393	191.2	1:47.829
3	34.60	31.590	26.146	192.9	1:32.426	11	41.879	38.942	31.298	185.9	1:52.119
4	34.852	31.716	26.182	194.2	1:32.750	12	40.434	38.379	32.021	184.3	1:50.834
5	35.181	32.635	26.884	193.2	1:34.700	13	41.917	39.746	32.354	182.1	1:54.017
6	36.024	34.160	27.775	192.5	1:37.959	14	42.354	39.339	33.369	178.8	1:55.062
7	36.659	34.728	28.294	191.5	1:39.681	15	41.969	39.829	33.408	176.2	1:55.206
8	37.716	35.420	29.343	191.5	1:42.479	16	42.621	40.174	33.539	154.7	1:56.334

65	Gerd Beisel					Corvette GT3					
1	37.092	31.867	26.168	192.2	1:35.127	5	35.544	32.827	27.288	190.5	1:35.659
2	35.129	31.677	26.560	193.2	1:33.366	6	36.157	34.685	27.321	192.5	1:38.163
3	35.156	31.886	26.595	191.8	1:33.637	7	5:34.428	52.684	In		7:12.285 p
4	35.08	32.092	27.073	192.2	1:34.263	8					

71	Andre Krumbach					Porsche 996 GT3					
1	41.542	34.863	27.959	181.2	1:44.364	9	39.157	37.008	30.346	178.2	1:46.511
2	37.974	33.763	28.500	182.1	1:40.237	10	40.562	38.882	31.011	177.6	1:50.455
3	37.701	35.089	28.411	180.6	1:41.201	11	41.960	39.475	31.523	179.4	1:52.958
4	36.54	33.56	27.86	180.3	1:38.236	12	41.887	39.445	32.283	174.2	1:53.615
5	37.181	34.063	28.565	180.6	1:39.809	13	41.733	39.792	32.914	171.4	1:54.439
6	38.231	35.742	29.263	179.1	1:43.236	14	42.740	39.479	32.863	169.3	1:55.082
7	39.678	35.866	29.943	179.7	1:45.487	15	42.749	40.372	32.711	174.5	1:55.832
8	39.741	37.552	29.805	178.8	1:47.098	16	42.603	42.525	34.090	170.3	1:59.218





Preis der Stadt Magdeburg

MCS Stuttgart

DMV Touring Car Championship - Rennen 1 (R1)

06 - 09 July 2012

Runden und Sector Zeiten -

Oschersleben - 3696 mtr.

76 Dr. Rudolf Bertagnoli						Ferrari 360 GT					
1	43.627	36.956	30.414	159.8	1:50.997	8	43.199	1:49.407	33.259	150.8	3:05.865
2	40.631	37.031	30.105	163.1	1:47.767	9	45.591	43.813	35.125	151.3	2:04.529
3	42.544	37.024	30.328	160.5	1:49.896	10	47.234	45.604	36.732	145.9	2:09.570
4	41.145	36.95	30.633	161.7	1:48.723	11	48.899	45.470	37.467	149.0	2:11.836
5	41.099	37.919	30.800	159.8	1:49.818	12	48.677	47.891	37.391	150.6	2:13.959
6	42.265	37.980	31.766	160.2	1:52.011	13	49.294	48.407	38.112	148.8	2:15.813
7	42.830	40.979	32.915	153.8	1:56.724	14					

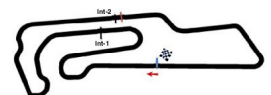
77 Suzanne Weidt						Porsche 996 Cup					
1	43.112	37.032	30.097	173.4	1:50.241	9	41.428	41.401	32.373	168.8	1:55.202
2	39.95	37.030	30.051	174.5	1:46.006	10	42.656	41.033	32.989	172.0	1:56.678
3	39.081	36.173	29.687	175.0	1:44.941	11	42.381	41.802	33.327	169.5	1:57.510
4	38.934	36.447	30.170	174.2	1:45.551	12	43.360	42.097	33.735	168.2	1:59.192
5	39.561	36.961	30.374	175.6	1:46.896	13	44.398	42.319	33.997	168.0	2:00.714
6	39.692	37.892	30.301	175.0	1:47.885	14	44.022	42.018	34.032	168.2	2:00.072
7	40.178	38.024	31.742	174.5	1:49.944	15	44.368	42.630	35.075	167.2	2:02.073
8	40.360	38.542	32.159	174.2	1:51.061	16					

81 Chris Vogler						Melkus RS 2000 GTR T					
1	40.708	35.213	27.957	183.1	1:43.888	6	38.525	37.173	32.555	174.5	1:48.253
2	38.577	33.734	28.422	184.3	1:40.733	7	40.560	39.287	31.467	174.2	1:51.314
3	37.558	34.220	29.298	178.5	1:41.076	8	41.228	39.002	31.780	171.7	1:52.010
4	37.029	33.818	28.090	180.6	1:38.937	9	41.754	39.936	31.879	141.9	1:53.569
5	37.748	35.041	29.388	176.5	1:42.177	10					

85 Roland Poulsen						Porsche 997 GT3 Cup					
1	41.064	35.163	28.138	177.9	1:44.365	9	40.386	37.707	30.687	175.0	1:48.780
2	38.168	34.138	28.450	175.6	1:40.756	10	40.952	38.623	31.570	173.1	1:51.145
3	38.418	34.444	29.806	178.2	1:42.668	11	41.676	39.128	31.682	174.8	1:52.486
4	37.737	34.819	28.343	175.6	1:40.899	12	41.810	39.356	32.261	174.5	1:53.427
5	38.062	34.484	28.213	176.5	1:40.759	13	41.963	39.521	34.272	174.2	1:55.756
6	37.819	35.638	28.432	177.3	1:41.889	14	42.111	39.435	32.852	173.6	1:54.398
7	38.324	36.420	29.061	177.0	1:43.805	15	42.345	41.338	32.700	169.3	1:56.383
8	38.603	36.843	29.064	177.6	1:44.510	16	43.085	40.294	33.179	173.6	1:56.558

90 Martin Dechent						Porsche 997 GT3 Cup					
1	39.213	33.096	27.625	183.7	1:39.934	9	42.278	38.691	31.368	181.5	1:52.337
2	38.564	33.015	27.556	184.0	1:39.135	10	43.364	39.353	31.817	180.9	1:54.534
3	38.365	32.68	27.421	184.6	1:38.481	11	43.369	39.433	32.131	181.5	1:54.933
4	35.92	32.695	27.740	184.9	1:37.387	12	42.853	39.916	32.306	179.7	1:55.075
5	37.417	33.021	28.124	184.0	1:38.562	13	42.617	40.235	32.398	178.5	1:55.250
6	38.379	35.337	29.046	182.4	1:42.762	14	42.674	39.455	32.653	180.0	1:54.782
7	39.661	35.676	29.521	181.2	1:44.858	15	42.987	41.868	32.796	178.5	1:57.651
8	39.463	37.742	31.170	181.5	1:48.375	16	43.453	39.617	34.161	177.3	1:57.231

95 Jack Crow						Porsche 997 GT3 Cup					
1	37.374	32.700	27.641	187.5	1:37.715	9	40.845	39.364	31.233	186.2	1:51.442
2	36.850	32.676	27.213	187.8	1:36.739	10	41.878	40.687	32.566	183.4	1:55.131
3	35.28	33.430	27.273	188.8	1:36.961	11	42.665	40.658	32.863	170.6	1:56.186
4	36.311	32.830	28.126	187.8	1:37.267	12	43.510	40.510	33.640	177.6	1:57.660
5	36.752	33.713	28.277	188.5	1:38.742	13	42.768	41.196	34.253	178.2	1:58.217
6	38.260	35.376	29.390	188.8	1:43.026	14	43.693	40.314	32.928	181.8	1:56.935
7	39.129	36.524	29.738	188.5	1:45.391	15	43.151	41.184	36.620	111.9	2:00.955





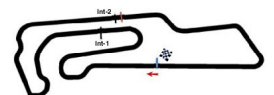
Preis der Stadt Magdeburg
MCS Stuttgart

DMV Touring Car Championship - Rennen 1 (R1)
Runden und Sector Zeiten -

06 - 09 July 2012
Oschersleben - 3696 mtr.

8	40.143	36.981	32.051	182.4	1:49.175	16				
---	--------	--------	--------	-------	----------	----	--	--	--	--

96 Markus Alber					Porsche 997 GT3 Cup						
1	39.382	33.244	27.352	182.1	1:39.978	9	39.604	39.689	31.323	184.6	1:50.616
2	36.395	33.146	27.016	187.5	1:36.557	10	41.818	40.606	31.837	180.3	1:54.261
3	35.353	33.878	27.356	186.9	1:37.597	11	43.210	41.024	32.125	179.4	1:56.359
4	36.445	33.231	27.794	188.5	1:37.470	12	42.199	40.308	32.676	179.1	1:55.183
5	37.151	34.125	28.790	187.8	1:40.066	13	41.489	39.918	31.950	185.2	1:53.357
6	37.174	34.855	29.828	184.0	1:41.857	14	41.958	40.984	32.838	183.4	1:55.780
7	39.272	35.540	28.985	187.2	1:43.797	15	44.733	40.692	32.505	180.0	1:57.930
8	39.891	36.639	31.297	183.4	1:47.827	16	43.162	44.612	34.405	177.6	2:02.179



Schnellste Runde : 1:31.751 in Runde 2 durch nr. 17 : Jürg Aeberhard (Porsche 997 GT3 R)

