

**Hockenheim Historic
 BMC Hockenheim**

**15 - 18 April 2010
 Hockenheim GP - 4574 mtr.**

Combined result after Qualifying 2

Class = C-5

Pos	Nbr	Name / Entrant	Car	Qual-1	Qual-2	Fastest	Gap
1	4	Burrett-Kennedy-Kennedy	Lancia Aurelia B 20	2:41.250	2:38.186	2:38.186	42.500

Class = F-7

Pos	Nbr	Name / Entrant	Car	Qual-1	Qual-2	Fastest	Gap
1	11	Horst Metzger MSC Ruhr-Blitz I	Lotus Elan	2:12.046	2:10.140	2:10.140	14.454
2	9	Volker Böhm Team Böhm	Lotus Elan	2:16.869	2:11.280	2:11.280	15.594
3	8	Kolter-Conrad Scuderia Otz	Porsche 912	2:25.315	2:23.945	2:23.945	28.259
4	10	Cocciarelli-Cocciarelli Team Cocciarelli	Marco Mini GT	2:27.278	2:25.582	2:25.582	29.896

Class = C-8

Pos	Nbr	Name / Entrant	Car	Qual-1	Qual-2	Fastest	Gap
1	21	Schu-Markovac Team Mutschler	Triumph TR4	2:18.414	2:20.088	2:18.414	22.728
2	24	Hans-Peter Meier Team Mini-Tec	MG B	2:19.463	2:18.498	2:18.498	22.812
3	23	Nettesheim-Nettesheim-Stotz	MG B	2:21.776	2:19.594	2:19.594	23.908
4	18	Prutton-Entwise-Ashworth	MG B	2:20.162	2:20.223	2:20.162	24.476
5	15	Luff-Prior	MG B	2:21.167	2:20.351	2:20.351	24.665
6	17	Müller-Müller-Müller Classic Service Racing Team II	MG B Roadster	2:27.815	2:23.362	2:23.362	27.676
7	20	Harth-Siebers Team Harth	Porsche 911	2:23.718	2:27.947	2:23.718	28.032
8	19	Lawrenz-Lawrenz-Blumm Team Lawrenz	MG B	2:27.186	2:26.139	2:26.139	30.453
9	16	Müller-Müller-Müller Classic Service Racing Team I	MG B Roadster	2:27.723		2:27.723	32.037

Class = C-10


Pos	Nbr	Name / Entrant	Car	Qual-1	Qual-2	Fastest	Gap
1	25	Nolte-Stippler Team Nolte	Ford GT 40	2:16.148	1:55.686	1:55.686	
2	27	Stippler-Nolte Team Nolte	Jaguar E-Type	2:03.765	2:18.003	2:03.765	8.079
3	28	Stahl-Fritzingler	Ford GT 40	2:06.673	2:10.815	2:06.673	10.987

Fastest time : 1:55.686 in lap 8 by nbr. 25 : Nolte-Stippler (Ford GT 40)

Publication-time

Timekeeping by : **SDO SportTiming**

Results and Laptimes : www.raceresults.at

Clerck of the course		Timekeeper	
	Time Printed : 11:56:00		

**Hockenheim Historic
 BMC Hockenheim**

**15 - 18 April 2010
 Hockenheim GP - 4574 mtr.**

Combined result after Qualifying 2

4	6	Prof. Dr. Alexander Kolb Böööös Racing Team	Austin Healey	2:12.846	2:12.841	2:12.841	17.155
5	26	Eberhard Baunach Ebi Racing Team	Chevrolet Corvette Stingray	2:13.106	2:14.684	2:13.106	17.420
6	22	Armin Schmitt Böööös Racing Team	TVR Griffith	2:17.827	2:15.110	2:15.110	19.424
7	29	Kubik-Derichs-Dornhege Derichs Rennwagen e.V.	Jaguar E-Type	2:20.713		2:20.713	25.027
8	5	Julius Kolb Böööös Racing Team	Austin Healey	2:43.299	2:34.594	2:34.594	38.908

Class = C-16

Pos	Nbr	Name / Entrant	Car	Qual-1	Qual-2	Fastest	Gap
1	33	Reinhold Gröpper	Ford Mustang 289 GT	2:10.401	2:09.764	2:09.764	14.078
2	32	Hermes-Kunz-Ruck	Volvo P 122 S	2:24.939	2:24.390	2:24.390	28.704

Class = C-17

Pos	Nbr	Name / Entrant	Car	Qual-1	Qual-2	Fastest	Gap
1	37	Klaus Backes	NSU TT	2:20.394	2:13.083	2:13.083	17.397
2	38	Bellersheim-Bellersheim-Bellersheim Racingteam Bellersheim	Ford Escort 1300 GT	2:32.673	2:33.073	2:32.673	36.987
3	40	Bildstein-Froitzheim-Rausch Team Bildstein	Ford Escort GT	2:39.885		2:39.885	44.199

Class = C-18

Pos	Nbr	Name / Entrant	Car	Qual-1	Qual-2	Fastest	Gap
1	39	Schaum-Froitzheim Team Dabeos Racing	Ford Escort MK1 TC	2:14.995	2:16.297	2:14.995	19.309
2	41	Frank Strothe	Alfa Romeo GTA	2:15.548	2:15.002	2:15.002	19.316
3	42	Henseleit-Stromberg	Ford Escort	2:18.211	2:16.907	2:16.907	21.221
4	43	Volker Buurmann-Haydu	Alfa Romeo Giulia Sprint GT	2:17.834	2:17.765	2:17.765	22.079
5	45	Nothnagel-Wilms Team Alfina II	Alfa Romeo Giulia Super	2:21.301	2:19.805	2:19.805	24.119
6	46	Schneider-Gadinger-Fromm	Alfa Romeo GT 1600	2:21.108	2:21.320	2:21.108	25.422
7	7	Patzer-Nothnagel Team Alfina I	Alfa Romeo Giulia ti Super	2:25.064	2:24.784	2:24.784	29.098

Class = C-19


Pos	Nbr	Name / Entrant	Car	Qual-1	Qual-2	Fastest	Gap
-----	-----	----------------	-----	--------	--------	---------	-----

Fastest time : 1:55.686 in lap 8 by nbr. 25 : Nolte-Stippler (Ford GT 40)

Publication-time

Timekeeping by : **SDO SportTiming**

Results and Laptimes : www.raceresults.at

Clerck of the course		Timekeeper	
	Time Printed : 11:56:00		

**Hockenheim Historic
 BMC Hockenheim**

**15 - 18 April 2010
 Hockenheim GP - 4574 mtr.**

Combined result after Qualifying 2

1	64	Hürtgen-Lapawa	Porsche 914/6	2:03.691	2:03.762	2:03.691	8.005
2	56	Uwe Klapproth Team Klapproth	BMW 2002	2:08.461	2:08.211	2:08.211	12.525
3	79	Michael Wittke Team Mittelmotor GmbH	Porsche 914/6 GT	2:10.052	2:08.804	2:08.804	13.118
4	54	Moll-Roemer	BMW 2002	2:10.136	2:11.907	2:10.136	14.450
5	1	Niestrath-Jacobsen	Alfa Romeo GTAM	2:11.605	2:11.310	2:11.310	15.624
6	50	Damiani-Nervi	Porsche 911	2:12.100	2:13.044	2:12.100	16.414
7	65	Vogel-Saligari Scuderia Uccello	Alfa Romeo GTAM	2:15.108	2:12.924	2:12.924	17.238
8	63	Schmidt-Wilms	Alfa Romeo GTAM	2:14.620	2:13.539	2:13.539	17.853
9	44	Ralph Voggenreiter Team Voggenreiter	Alfa Romeo	2:14.098	2:15.097	2:14.098	18.412
10	53	van Hooydonk-Lagaaij Team Orange	BMW 2002ti	2:19.811	2:15.354	2:15.354	19.668
11	71	Krüger-Nieder Team Mittelmotor GmbH	VW Porsche 914/4	2:21.809	2:16.674	2:16.674	20.988
12	36	Platek-Sommer REZ Motorsport	Alfa Romeo GT Veloce	2:16.928	2:16.926	2:16.926	21.240
13	52	Bauhaus-Kremer	Porsche 911 T	2:22.423	2:20.934	2:20.934	25.248
14	51	Prof. D. Hanns Seiler Team Seiler	Porsche 914/6		2:24.147	2:24.147	28.461
15	55	Bürgisser-Klotz-Pfleger	Opel Manta GT	2:33.954	2:32.313	2:32.313	36.627
16	57	Rotenberger-Koenzen-Thorn Team Rotenberger	VW Porsche 914/4	2:37.001	2:44.588	2:37.001	41.315

Class = C-20


Pos	Nbr	Name / Entrant	Car	Qual-1	Qual-2	Fastest	Gap
1	3	Rook-Haupt	Porsche 911 ST	2:04.300	2:05.335	2:04.300	8.614
2	69	Wetzel-Roitmayer Team Wetzel	Porsche 911 ST	2:04.983	2:10.913	2:04.983	9.297
3	72	Ralf Oehme	Porsche 911 ST		2:05.741	2:05.741	10.055
4	74	Sadlowski-Hack Team Sadlowski	Porsche 911 ST	2:05.775	2:08.208	2:05.775	10.089
5	67	Höger-Weber Team Höger	Porsche 911 S	2:11.931	2:08.148	2:08.148	12.462
6	66	Sommer-Planken	Porsche 911 ST	2:08.872	2:08.705	2:08.705	13.019
7	70	Goder-Schlüter-Weiske	Porsche 911	2:15.163	2:09.710	2:09.710	14.024
8	78	Heinrich Schneebeli Team Schneebeli	Porsche 911S	2:11.590	2:10.388	2:10.388	14.702


Fastest time : 1:55.686 in lap 8 by nbr. 25 : Nolte-Stippler (Ford GT 40)

Publication-time

Timekeeping by : **SDO SportTiming**

Results and Laptimes : www.raceresults.at

Clerck of the course		Timekeeper	
	Time Printed : 11:56:00		
Page 3 of 4			



**Hockenheim Historic
 BMC Hockenheim**

**15 - 18 April 2010
 Hockenheim GP - 4574 mtr.**

Combined result after Qualifying 2

9	73	Bellinger-Keith	Morgan Plus 8	2:11.520	2:11.427	2:11.427	15.741	
10	77	Rolf Richter Team Richter	Porsche 911 ST		2:11.717	2:12.752	2:11.717	16.031
11	68	Brill-Daehnert Team Brill	Porsche 911 S	2:17.258	2:14.431	2:14.431	18.745	
12	76	Karsten Vogt Torpedo Rennstall	Porsche 911 ST		2:17.137	2:19.871	2:17.137	21.451

Class = C-24

Pos	Nbr	Name / Entrant	Car	Qual-1	Qual-2	Fastest	Gap
1	82	Schmeyer-Hug Team Schmeyer	Sports 2000	1:58.319	1:57.323	1:57.323	1.637
2	81	Koppenwallner-Wedel	Chevron B 16	1:58.338	1:59.034	1:58.338	2.652

Fastest time : 1:55.686 in lap 8 by nbr. 25 : Nolte-Stippler (Ford GT 40)

Publication-time

Timekeeping by : **SDO SportTiming**

Results and Laptimes : www.raceresults.at

Clerck of the course		Timekeeper	
	Time Printed : 11:56:00		
Page 4 of 4			