




## Norwegian Championship - Gardermoen - 29-30 Aug 2015

NMK Gardermoen

### Total result after Heat 2 - RCN Klasse 1

#### Rev A

Pl	Nr	Deltager Klubb	Merke Førerlisens	1. OMGANG		2. OMGANG		3. OMGANG		4. OMGANG		Total
1	619	Atle Aamodt NMK Trøgstad	Ford	2:29.183	1	2:32.475	1					2
2	601	Robin Slåttekjær NMK Grenland	Ford	2:33.280	6	2:34.711	3					9
3	633	Andreas Tvetter Nilsen NAF Motorsport Sarpsbor	BMW	2:32.909	5	2:36.431	5					10
4	605	Frode Leirhol NMK Valdres	Volkswagen	2:33.332	7	2:35.849	4					11
5	629	Per Håvard Haugom NAF Motorsport Gjøvik	Volvo	2:33.858	9	2:34.518	2					11
6	668	Kim Johansen NMK Hadeland	Volvo	2:32.463	4	2:37.496	9					13
7	631	Fredrik Ågedal NMK Konsmo	BMW	2:30.589	2	2:38.433	13					15
8	638	Espen Kolstadbråten NMK Valdres	Ford	2:33.364	8	2:36.819	7					15
9	634	Kent Vigdal NMK Melhus	BMW	2:31.810	3	2:39.109	15					18
10	603	Agnar Bakken NMK Valdres	Volvo	2:34.095	10	2:37.990	10					20
11	632	Helge Brendryen NMK Melhus	Opel	2:35.018	12	2:38.180	11					23
12	623	Richard Weydahl NMK Trøgstad	Ford	2:35.860	15	2:36.863	8					23
13	699	Petter Paulsen NAF Motorsport Gjøvik	Volvo	2:36.412	18	2:36.774	6					24
14	662	Simen Engsvik NMK Aremark	BMW	2:35.299	13	2:38.408	12					25
15	608	Bjørn Egil Dalen NMK Fluberg	Volvo	2:34.668	11	2:41.594	19					30
16	644	Kenneth Hansen KNA Varna	Volvo	2:35.804	14	2:40.447	16					30
17	636	Marius Vardeberg NAF Motorsport Vålerban	Volvo	2:36.192	16	2:40.924	17					33
18	611	Kenneth Sundet NMK Larvik	Volvo	2:38.675	21	2:38.669	14					35

Clerk of the Course  Tommy Kristiansen	<b>Publication-time</b>	Timekeeper  Jarle Nordby	
Page 1 of 2	Resultatene er foreløpige. Eventuelle juryavgjørelser vil medføre revidert liste.		




## Norwegian Championship - Gardermoen - 29-30 Aug 2015

NMK Gardermoen

### Total result after Heat 2 - RCN Klasse 1

#### Rev A

19	670	Øyvind Granum	Volkswagen	2:36.340	17	2:42.891	20								37
		KAK Kristiansand Automo													
20	630	Markus Grønningsæter	Opel	2:36.574	19	2:41.405	18								37
		NMK Rana													
21	637	Jørgen Syversen	Volvo	2:37.673	20	2:49.944	26								46
		NMK Aremark													
22	626	Thomas Paulsen	Ford	2:40.165	22	2:47.797	24								46
		NMK Aremark													
23	666	Tim Ivan Bernhardsen	Volvo	2:40.615	23	2:46.704	23								46
		NMK Larvik													
24	646	Robin Nyland	Ford	2:41.252	25	2:45.184	22								47
		NMK Grenland													
25	622	Tomas V Østebrod	Volkswagen	2:41.287	26	2:43.599	21								47
		NMK Egersund													
26	615	Daniel Hyttebakk	Ford	2:40.925	24	2:49.999	27								51
		NMK Støren													
27	661	Jan-Olav Engsvik	Volvo	2:48.203	28	2:49.511	25								53
		NMK Aremark													
28	667	Inge Gulbrandsen	Volvo	2:43.398	27	2:52.104	29								56
		NMK Kongsberg													
29	616	Steven Wetland	Volvo	2:50.015	30	2:50.488	28								58
		NMK Kvinesdal													
30	698	Mathias Rud	Volkswagen	2:49.194	29	2:53.664	30								59
		KNA Indre Ytre Østfold													
31	680	Christoffer Sundet	Volvo	2:54.961	31	2:59.234	31								62
		NMK Larvik													

Clerk of the Course  Tommy Kristiansen	<b>Publication-time</b>	Timekeeper  Jarle Nordby	
Page 2 of 2	Resultatene er foreløpige. Eventuelle juryavgjørelser vil medføre revidert liste.		