

BC April 06th 2015

BARC-LHMC

## All classes - Free Practice

Pos	Nbr	Driver	Car	Fastest	In	Gap	Lap 1	Lap 2	Lap 3	Lap 4
1	43	Kris Hudson	BMW Mini	53.677	3	8.219	1:05.595	58.303	53.677	
2	53	Keifer Hudson	BMW Mini	55.112	3	9.654	56.125	58.692	55.112	
3	1	David Bell	BMW Mini	56.307	1	10.849	56.307	1:00.866	1:04.349	
4	51	John Clayton	BMW Mini	58.783	3	13.325	59.037	1:02.585	58.783	

## All classes - Free Practice



Pos	Nbr	Driver	Car	Fastest	In	Gap	Lap 1	Lap 2	Lap 3	Lap 4
1	71	John Lyne	Citroen Saxo	52.709	3	7.251	54.640	1:00.045	52.709	
2	66	Tomasz Wielgosz	Peugeot 106 Rally	52.717	3	7.259	1:02.583	57.879	52.717	
3	49	Stephen Gaunt	Citroen Saxo	55.608	3	10.150	58.156	1:00.956	55.608	
4	37	Jeff Hope-Davies	Citroen SAXO VTS	55.611	3	10.153	57.587	1:00.864	55.611	
5	18	Robert Potyra	Citroen Saxo	57.077	2	11.619	1:01.588	57.077	59.933	
6	77	Paul Maybourne	Citroen Saxo	57.250	2	11.792	1:04.027	57.250	59.931	
7	17	Dean Hyde	Citroen Saxo	1:00.864	2	15.406	1:01.339	1:00.864	1:02.565	

## All classes - Free Practice

Pos	Nbr	Driver	Car	Fastest	In	Gap	Lap 1	Lap 2	Lap 3	Lap 4
1	2	Drew Bellerby	Suzuki Swift	57.536	2	12.078	1:02.923	57.536	57.641	
2	96	Bradley Durdin	Suzuki Swift	59.433	3	13.975	1:00.709	1:03.630	59.433	
3	13	Jennie Hawkes	Suzuki Swift	1:05.714	3	20.256	1:08.259	1:11.237	1:05.714	

## All classes - Free Practice

Pos	Nbr	Driver	Car	Fastest	In	Gap	Lap 1	Lap 2	Lap 3	Lap 4
1	10	Kevin Procter	Ford Fiesta	45.458	3		47.138	48.382	45.458	
2	26	Andy Scott	Peugeot 208	45.782	2	0.324	46.269	45.782	49.851	
3	77	Mark Flaherty	Peugeot 208	45.967	4	0.509	1:56.385	2:10.903	47.177	45.967
4	46	Pat Doran	Citroen DS3	45.983	3	0.525	48.538	2:32.349	45.983	50.072
5	54	Jos Jansen	Ford Fiesta	46.007	3	0.549	46.543	49.651	46.007	
6	5	Steve Hill	Mitsubishi Lancer Evo 1	46.033	2	0.575	48.680	46.033	1:09.647	
7	2	Ollie O'Donovan	Ford Focus	46.616	1	1.158	46.616	46.626	49.948	
8	3	Andy Grant	Ford Focus	47.475	3	2.017	56.404	2:44.452	47.475	47.946
9	88	Steve Harris	Citroen DS3	47.654	3	2.196	51.766	2:43.147	47.654	47.823
10	40	Wil Teurlings	Volvo S40	48.332	4	2.874	52.880	1:07.714	2:02.524	48.332
11	52	Steve Mundy	Ford Focus	48.968	4	3.510	50.756	1:06.698	2:23.415	48.968

Clerk of the Course  Steve Gibson	Publication-time	Timekeeper  Marcel Lambrechts	<b>R@llycrossTIMING</b> <small>by TimeService.nl</small>
Page 1 of 3	Results remain provisional pending technical examination and decisions from the stewards of the meeting		

Timekeeping by : Rallycross Timing

Time Printed : 06-04-2015 - 10:12:00

Results and Laptimes : [www.rallycrosstiming.com](http://www.rallycrosstiming.com)

## BC April 06th 2015

BARC-LHMC

12	1	Julian Godfrey	Ford Fiesta	49.045	1	3.587	49.045	51.709	2:14.304	51.727
13	67	Colin Anson	Ford KA	49.385	4	3.927	57.935	57.737	2:03.706	49.385
14	44	Mad Mark	Citroen Xsara T16		0					

### All classes - Free Practice



Pos	Nbr	Driver	Car	Fastest	In	Gap	Lap 1	Lap 2	Lap 3	Lap 4
1	40	Daniel Rooke	Citroen AX	50.155	3	4.697	53.484	58.009	50.155	
2	1	Stuart Emery	Peugeot 206	51.035	2	5.577	59.046	51.035	54.056	
3	52	Gary Simpson	BMW E30	52.286	3	6.828	54.674	58.314	52.286	
4	96	Gareth Wood	Ford KA	52.519	3	7.061	1:01.758	53.689	52.519	
5	48	Todd Crooks	Mini Cooper S	52.628	3	7.170	54.821	57.146	52.628	
6	33	Paige Bellerby	Lotus Exige	52.859	1	7.401	52.859	1:42.235	1:18.869	
7	91	Allan Tapscott	Vauxhall Corsa RWD	53.199	2	7.741	54.213	53.199	56.163	
8	35	Martin Hawkes	Peugeot 206	53.534	2	8.076	1:03.733	53.534	58.426	
9	97	Vincent Bristow	BMW 328	53.559	2	8.101	58.884	53.559	56.486	
10	15	Mike Howlin	Ford Fiesta	54.144	2	8.686	1:05.432	54.144		
11	14	Tony Lynch	BMW Mini	54.151	1	8.693	54.151	1:04.966	56.178	
12	2	Gary Dixon	Vauxhall VX220 TURBO	54.846	3	9.388	58.863	1:04.083	54.846	
13	32	Darren Clark	Nissan Almera GTi - R	57.924	2	12.466	1:09.322	57.924		
14	60	Slawomir Woloch	Ford Fiesta	59.362	1	13.904	59.362	1:50.251		
15	53	Gareth Softley	Citroen Xsara	59.933	2	14.475	1:05.117	59.933	1:03.064	
16	11	Guy Corner	Peugeot 206		0					

### All classes - Free Practice

Pos	Nbr	Driver	Car	Fastest	In	Gap	Lap 1	Lap 2	Lap 3	Lap 4
1	24	Craig Lomax	Citroen C2 S1600	51.804	2	6.346	55.815	51.804	56.251	
2	10	Mike Jones	Suzuki Swift	53.403	3	7.945	54.449	57.570	53.403	
3	61	Nick Potter	Citroen Saxo	1:09.166	2	23.708	1:11.477	1:09.166		

### All classes - Free Practice

Pos	Nbr	Driver	Car	Fastest	In	Gap	Lap 1	Lap 2	Lap 3	Lap 4
1	1	Tristian Ovenden	Suzuki Swift Sport	52.569	3	7.111	53.255	56.211	52.569	
2	8	Aidan Hills	Suzuki Swift Sport	52.727	3	7.269	59.142	53.388	52.727	
3	25	Darren Scott	Suzuki Swift Sport	52.898	3	7.440	58.320	53.893	52.898	
4	17	David Ellis	Suzuki Swift	52.964	3	7.506	1:01.742	53.544	52.964	
5	55	Nathan Heathcote	Suzuki Swift	54.272	3	8.814	1:02.038	55.330	54.272	
6	99	Paul Batten	Suzuki Swift	55.066	3	9.608	58.851	1:00.910	55.066	
7	38	Jack Brown	Suzuki Swift Sport	55.346	3	9.888	57.311	1:00.698	55.346	

Clerk of the Course  Steve Gibson	Publication-time	Timekeeper  Marcel Lambrechts	<b>R@llycrossTIMING</b> <small>by TimeService.nl</small>
Page 2 of 3	Results remain provisional pending technical examination and decisions from the stewards of the meeting		

Timekeeping by : Rallycross Timing

Time Printed : 06-04-2015 - 10:12:00

Results and Laptimes : [www.rallycrosstiming.com](http://www.rallycrosstiming.com)

## BC April 06th 2015

BARC-LHMC



8	69	Jake Harris	Suzuki Swift	55.511	3	10.053	1:03.462	55.620	55.511	
9	18	Andrew Hawkes	Suzuki Swift Sport	56.422	3	10.964	1:00.995	1:03.816	56.422	
10	3	Jake Taylor	Suzuki Swift Sport	56.498	3	11.040	1:05.403	57.282	56.498	
11	96	Alex Spencer	Suzuki Swift	56.992	3	11.534	1:05.874	58.115	56.992	
12	22	Adam Weaver	Suzuki Swift Sport	57.127	3	11.669	1:00.460	1:04.402	57.127	
13	76	Robert Maynard	Suzuki Swift Sport	59.544	1	14.086	59.544			
14	6	Chris Saunders	Suzuki Swift Sport	1:03.053	3	17.595	1:06.493	1:03.685	1:03.053	
15	66	Jeff Hankin	Suzuki Swift Sport	1:03.349	3	17.891	1:04.716	1:15.823	1:03.349	
16	77	Ryan McAdam	Suzuki Swift Sport	1:03.498	1	18.040	1:03.498	1:10.597	1:07.461	

### All classes - Free Practice

Pos	Nbr	Driver	Car	Fastest	In	Gap	Lap 1	Lap 2	Lap 3	Lap 4
1	5	Rob Gibson	MG Metro	49.713	3	4.255	51.614	51.201	49.713	
2	51	James Harrold	Volkswagen Beetle	51.169	3	5.711	55.695	52.237	51.169	
3	14	Ray Morgan	Ford Escort BDA	53.273	3	7.815	57.890	57.622	53.273	
4	45	Lance Foster	Mini British Leyland	54.053	3	8.595	55.654	54.340	54.053	
5	72	Stewart Bowes	Austin Mini	54.149	2	8.691	55.375	54.149	58.937	
6	55	Ian Biagi	Mini Clubman	55.693	3	10.235	57.219	57.030	55.693	
7	57	Paul Smith	Volkswagen Polo Coup	58.563	3	13.105	1:00.411	59.685	58.563	
8	615	Paul Haigh	Vauxhall Nova	1:01.475	2	16.017	1:09.819	1:01.475	1:01.924	

### All classes - Free Practice

Pos	Nbr	Driver	Car	Fastest	In	Gap	Lap 1	Lap 2	Lap 3	Lap 4
1	99	Chrissy Palmer	RX150	50.472	3	5.014	53.499	53.213	50.472	
2	5	Kevin Feeney	RX150 954	51.168	2	5.710	53.534	51.168	51.668	
3	9	Stephen Jones	RX150	51.171	3	5.713	53.547	52.701	51.171	
4	11	Richard Moore	Rage RX150	52.545	1	7.087	52.545	53.071	53.962	
5	80	Tom Ingram	RX 150	52.699	3	7.241	57.484	54.428	52.699	17:30.260
6	4	Thomas O'Rourke	Buggy RX150	52.700	3	7.242	57.486	54.428	52.700	17:30.260
7	58	Adam Sargent	Rage RX150	52.778	1	7.320	52.778	53.697	53.758	
8	72	Murray Coulthard	RX150	53.911	2	8.453	54.502	53.911	54.702	
9	73	Mitchell Flaherty	Buggy RX150	55.524	2	10.066	55.841	55.524	56.039	
10	55	Larry Sargent	Rage RX150	56.684	2	11.226	58.976	56.684	56.903	
11	1	Marc Scott	RX150		0					
12	89	Brett Harris	Rage RX150		0					

Clerk of the Course  Steve Gibson	Publication-time	Timekeeper  Marcel Lambrechts	<b>R@llycrossTIMING</b> <small>by TimeService.nl</small>
Page 3 of 3	Results remain provisional pending technical examination and decisions from the stewards of the meeting		

Timekeeping by : Rallycross Timing

Time Printed : 06-04-2015 - 10:12:00

Results and Laptimes : www.rallycrosstiming.com