

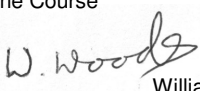

## BGP October 19th 2014

LHMC

### British GrandPrix - Heat 3 (Race 28 - 36)

Pos	Nbr	Driver	Car	Race Time	Points	1	2	3	4	5	6
1	1	Julian Godfrey	Ford Fiesta	2:57.666	1	46.573	43.625	43.764	43.704		
2	10	Kevin Procter	Ford Fiesta	2:57.920	2	46.972	43.215	43.925	43.808		
3	77	Mark Flaherty	Citroën DS3	3:10.095	3	49.522	46.645	47.907	46.021		
4	87	Dave Bellerby	Lotus Exige	3:14.549	4	51.967	47.044	48.025	47.513		
5	5	Steve Hill	Mitsubisi Lancer Evo 10	3:14.902	5	52.661	46.645	48.021	47.575		
6	67	Colin Anson	Ford Ka	3:17.432	6	51.160	48.258	48.944	49.070		
7	S33	Jack Thorne	Citroën C2	3:18.404	7	54.081	47.941	48.590	47.792		
8	B4	Jef Mertens	Opel Corsa	3:21.780	8	55.717	48.986	48.532	48.545		
9	91	Alan Tapscott	Vauxhall Corsa	3:22.704	9	53.249	49.777	50.005	49.673		
10	11	Guy Corner	Peugeot 206 GTI	3:22.947	10	53.920	49.591	49.912	49.524		
11	188	Brian Jukes	Audi TT	3:24.098	11	54.942	49.033	50.135	49.988		
12	15	Mike Howlin	Ford Fiesta	3:27.695	12	54.250	49.707	51.614	52.124		
13	38	Jack Brown	Suzuki Swift	3:28.646	13	56.812	50.876	50.560	50.398		
14	72	Tristan Ovenden	Suzuki Swift	3:29.900	14	56.919	51.957	51.337	49.687		
15	25	Joe Cunningham	Citroën Saxo	3:31.920	15	57.019	51.434	52.392	51.075		
16	2	Dave Newsham	Citroën Saxo VTS	3:32.136	16	1:00.447	51.394	50.039	50.256		
17	S2	Kelvin Fletcher	Suzuki Swift	3:32.748	17	58.837	51.758	50.782	51.371		
18	62	Phil Chicken	Citroën C2	3:33.231	18	58.006	51.764	51.737	51.724		
19	55	Nathan Heathcote	Suzuki Swift	3:33.243	19	59.161	51.964	52.022	50.096		
20	50	David Ellis	Suzuki Swift	3:34.743	20	58.217	52.600	52.699	51.227		
21	53	Keifer Hudson	BMW Mini	3:34.984	21	58.169	51.924	52.266	52.625		
22	501	David Attiwell	Peugeot 106	3:35.723	22	58.766	52.389	51.823	52.745		
23	9	Steven Rattue	MG ZR	3:36.102	23	59.724	51.651	52.653	52.074		
24	33	Paige Bellerby	Lotus Exige	3:36.846	24	57.711	53.934	52.999	52.202		
25	S11	Martin Heathcote	Suzuki Swift	3:37.587	25	59.103	54.095	53.312	51.077		
26	17	David Ewin	Ford Fiesta	3:37.892	26	59.388	53.019	53.345	52.140		
27	B43	Kris Hudson	BMW Mini	3:38.704	27	59.977	52.583	53.634	52.510		
28	49	Stephan Gaunt	Citroën Saxo VTR	3:38.873	28	59.009	53.423	53.720	52.721		
29	B2	David Bell	BMW Mini	3:40.043	29	1:00.979	52.777	53.143	53.144		
30	46	Pat Doran	Suzuki Swift	3:40.422	30	59.540	53.802	53.623	53.457		
31	99	Mitchel Flaherty	Suzuki Swift	3:40.765	31	1:01.196	53.325	52.941	53.303		
32	S9	Drew Bellerby	Suzuki Swift	3:45.961	32	1:01.702	54.744	55.104	54.411		
33	51	John Clayton	BMW Mini Cooper	3:47.224	33	1:02.708	55.338	54.751	54.427		

80 = Non finisher 90 = Non Starter 95 = Excluded

Clerk of the Course  William Woods	<b>Publication-time</b>	Timekeeper  Marcel Lambrechts	<b>R@llycrossTIMING</b> by TimeService.nl
Page 1 of 2	Results remain provisional pending technical examination and decisions from the stewards of the meeting		

Timekeeping by : : Rallycross Timing

Time Printed : 19-10-2014 15:07

Results and Laptimes : www.rallycrosstiming.com

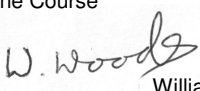

## BGP October 19th 2014

LHMC

### British GrandPrix - Heat 3 (Race 28 - 36)

Pos	Nbr	Driver	Car	Race Time	Points	1	2	3	4	5	6
34	20	Eric Wilkinson	Opel Astra	<b>3:49.598</b>	34	1:07.064	49.294	55.856	57.384		
35	B87	Rebecca Ryder	BMW Mini	<b>3:50.131</b>	35	1:03.479	56.439	55.270	54.943		
36	52	Gary Simpson	BMW E30		80	56.660	51.730				
37	3	Andy Grant	Ford Focus		80	1:10.158					
38	4	Simon Horton	Subaru Impreza		80						
39	71	Stuart Emery	Peugeot 206		80						
40	7	Ollie O' Donovan	Ford Focus		90						
41	88	Steve Harris	Ford Focus		90						

80 = Non finisher 90 = Non Starter 95 = Excluded

Clerk of the Course  William Woods	<b>Publication-time</b>	Timekeeper  Marcel Lambrechts	<b>R@llycrossTIMING</b> by TimeService.nl
Page 2 of 2	Results remain provisional pending technical examination and decisions from the stewards of the meeting		

Timekeeping by : : Rallycross Timing

Time Printed : 19-10-2014 15:07

Results and Laptimes : www.rallycrosstiming.com