

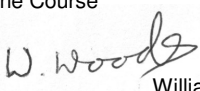

BGP October 19th 2014

LHMC

British GrandPrix - Heat 2 (Race 16 - 24)

Pos	Nbr	Driver	Car	Race Time	Points	1	2	3	4	5	6
1	5	Steve Hill	Mitsubishi Lancer Evo 10	3:07.213	1	50.713	45.375	45.554	45.571		
2	77	Mark Flaherty	Citroën DS3	3:10.758	2	49.927	47.386	46.010	47.435		
3	4	Simon Horton	Subaru Impreza	3:13.663	3	50.197	49.324	46.716	47.426		
4	87	Dave Bellerby	Lotus Exige	3:16.940	4	51.426	48.274	47.602	49.638		
5	71	Stuart Emery	Peugeot 206	3:20.201	5	54.018	48.618	48.545	49.020		
6	67	Colin Anson	Ford Ka	3:22.475	6	53.447	49.339	50.275	49.414		
7	S33	Jack Thorne	Citroën C2	3:24.041	7	56.319	50.088	49.118	48.516		
8	B4	Jef Mertens	Opel Corsa	3:26.091	8	57.043	49.989	50.267	48.792		
9	52	Gary Simpson	BMW E30	3:30.565	9	55.931	51.927	51.574	51.133		
10	2	Dave Newsham	Citroën Saxo VTS	3:30.725	10	58.201	51.137	50.874	50.513		
11	72	Tristan Ovenden	Suzuki Swift	3:30.943	11	57.658	51.039	51.999	50.247		
12	62	Phil Chicken	Citroën C2	3:31.088	12	56.924	52.397	51.310	50.457		
13	38	Jack Brown	Suzuki Swift	3:31.303	13	57.119	51.093	51.472	51.619		
14	188	Brian Jukes	Audi TT	3:31.408	14	55.960	51.293	51.049	53.106		
15	15	Mike Howlin	Ford Fiesta	3:31.971	15	56.242	51.724	51.061	52.944		
16	25	Joe Cunningham	Citroën Saxo	3:32.240	16	57.340	52.697	50.911	51.292		
17	S2	Kelvin Fletcher	Suzuki Swift	3:32.927	17	58.172	51.590	51.607	51.558		
18	55	Nathan Heathcote	Suzuki Swift	3:33.127	18	59.271	51.420	50.747	51.689		
19	20	Eric Wilkinson	Opel Astra	3:34.096	19	56.511	51.598	53.102	52.885		
20	10	Kevin Procter	Ford Fiesta	3:34.507	20	1:06.361	52.212	48.263	47.671		
21	11	Guy Corner	Peugeot 206 GTI	3:34.973	21	1:03.669	48.489	49.818	52.997		
22	9	Steven Rattue	MG ZR	3:35.050	22	57.879	52.682	51.990	52.499		
23	91	Alan Tapscott	Vauxhall Corsa	3:35.268	23	1:01.638	51.802	50.945	50.883		
24	50	David Ellis	Suzuki Swift	3:35.541	24	58.193	52.206	52.572	52.570		
25	B2	David Bell	BMW Mini	3:36.792	25	59.194	52.708	52.606	52.284		
26	53	Keifer Hudson	BMW Mini	3:36.901	26	59.376	52.432	52.352	52.741		
27	B43	Kris Hudson	BMW Mini	3:37.185	27	59.900	52.621	52.555	52.109		
28	S11	Martin Heathcote	Suzuki Swift	3:37.354	28	59.719	52.500	52.786	52.349		
29	49	Stephan Gaunt	Citroën Saxo VTR	3:41.626	29	58.817	54.350	54.527	53.932		
30	501	David Attiwell	Peugeot 106	3:43.522	30	1:02.377	53.656	53.907	53.582		
31	17	David Ewin	Ford Fiesta	3:44.900	31	56.708	51.302	54.540	1:02.350		
32	51	John Clayton	BMW Mini Cooper	3:46.109	32	1:01.312	54.907	54.665	55.225		
33	46	Pat Doran	Suzuki Swift	3:46.696	33	1:01.819	55.334	55.103	54.440		

80 = Non finisher 90 = Non Starter 95 = Excluded

Clerk of the Course  William Woods	Publication-time	Timekeeper  Marcel Lambrechts	R@llycrossTIMING by TimeService.nl
Page 1 of 2	Results remain provisional pending technical examination and decisions from the stewards of the meeting		

Timekeeping by : Rallycross Timing

Time Printed : 19-10-2014 12:42

Results and Laptimes : www.rallycrosstiming.com

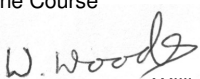

BGP October 19th 2014

LHMC

British GrandPrix - Heat 2 (Race 16 - 24)

Pos	Nbr	Driver	Car	Race Time	Points	1	2	3	4	5	6
34	B87	Rebecca Ryder	BMW Mini	3:54.345	34	1:02.085	58.297	57.938	56.025		
35	S9	Drew Bellerby	Suzuki Swift	4:00.938	35	1:13.492	55.643	55.811	55.992		
36	99	Mitchel Flaherty	Suzuki Swift		80	1:01.714	52.452	52.357			
37	88	Steve Harris	Ford Focus		80	51.626	47.177				
38	33	Paige Bellerby	Lotus Exige		80	56.519	53.483				
39	7	Ollie O' Donovan	Ford Focus		80	47.925					
40	1	Julian Godfrey	Ford Fiesta		90						
41	3	Andy Grant	Ford Focus		90						

80 = Non finisher 90 = Non Starter 95 = Excluded

Clerk of the Course  William Woods	Publication-time	Timekeeper  Marcel Lambrechts	R@llycrossTIMING by TimeService.nl
Page 2 of 2	Results remain provisional pending technical examination and decisions from the stewards of the meeting		

Timekeeping by : Rallycross Timing

Time Printed : 19-10-2014 12:42

Results and Laptimes : www.rallycrosstiming.com