

## RallyCross Challenge Europe



Duivelsbergcircuit Maasmechelen - August 10th-11th 2013

### All Classes - Free Practice 1 - Super Cars

Pos	Nbr	Driver	Car	Fastest	In	Gap	Lap 1	Lap 2	Lap 3	Lap 4
1	77	Patrick van Mechelen	Ford Fiësta	39.461	3		41.229	39.686	39.461	
2	7	Pavel Koutný	Ford Fiesta	40.484	1	1.023	40.484	43.410	43.577	
3	18	Ron Snoeck	Seat Leon	40.909	2	1.448	41.908	40.909	45.081	
4	54	Jos Jansen	Ford Focus	40.916	2	1.455	42.916	40.916	40.939	
5	35	Marcel Ottink	Skoda Fabia	43.792	1	4.331	43.792	49.497	50.688	
6	15	Jan van Loon	Ford Fiësta	48.115	1	8.654	48.115	52.069		
7	41	Bernd Schomaker	Skoda Fabia		0					

### All Classes - Free Practice 1 - Touring Cars

Pos	Nbr	Driver	Car	Fastest	In	Gap	Lap 1	Lap 2	Lap 3	Lap 4
1	2	Nick Snoeys	Ford Fiësta	42.709	3	3.248	47.628	43.454	42.709	
2	98	Filip Baelus	Volvo C30	43.490	2	4.029	44.003	43.490	46.305	
3	8	Jos Sterkens	Volvo C30	43.514	2	4.053	43.653	43.514	46.078	
4	5	Ivo van den Brandt	Mitsubishi Colt	44.105	2	4.644	46.510	44.105	48.625	
5	18	Mandy Kasse	Ford Fiësta	44.186	3	4.725	45.654	44.217	44.186	
6	9	Helmut Rössl	Skoda Fabia	45.852	3	6.391	46.627	49.460	45.852	
7	26	Louis de Haas	Opel Astra	46.494	3	7.033	59.381	47.642	46.494	

Clerk of the Course  Jean Filippini	<b>Publication-time</b>	Timekeeper  Marcel Lambrechts	<b>R@llycrossTIMING</b> <small>by TimeService.nl</small>
Page 1 of 4	Results remain provisional pending technical examination and decisions from the stewards of the meeting		

Timekeeping by : RSTime by Rallycross Timing

Time Printed :



Results and Laptimes : [www.rallycrosstiming.com](http://www.rallycrosstiming.com)

## RallyCross Challenge Europe

Duivelsbergcircuit Maasmechelen - August 10th-11th 2013

### All Classes - Free Practice 1 - Supernationals min 2000

Pos	Nbr	Driver	Car	Fastest	In	Gap	Lap 1	Lap 2	Lap 3	Lap 4
1	15	Jef Mertens	Opel Astra	43.031	1	3.570	43.031	46.166	43.259	
2	27	Johan Kwinten	BMW 320	43.785	2	4.324	46.727	43.785	46.442	
3	17	Luc Slachmuylders	MG ZR	44.058	3	4.597	45.780	49.487	44.058	
4	22	Kurt Lambers	Ford Sierra	44.633	3	5.172	45.039	45.360	44.633	
5	21	Pedro Cokelaere	Honda Civic	44.842	3	5.381	45.877	45.746	44.842	
6	2	Steven Stessens	Vauxhall Nova	45.070	2	5.609	46.934	45.070	46.470	
7	5	Andreas Geebelen	Peugeot 206	45.640	3	6.179	45.657	47.179	45.640	
8	23	Yves Moonen	Opel Kadett	46.339	3	6.878	47.351	47.317	46.339	
9	29	Hedwig Goris	Opel Corsa	46.635	3	7.174	47.181	48.636	46.635	
10	44	Marc Vleeschouwers	Toyota Corolla	46.770	1	7.309	46.770	50.263	47.819	
11	13	Martijn Vanhove	Toyota MR2	47.841	2	8.380	52.616	47.841	48.065	
12	16	Peter Barnhoorn	BMW 320	47.945	3	8.484	50.800	48.852	47.945	
13	82	Belinda Heijmans	Honda Civic	50.224	3	10.763	50.344	50.365	50.224	
14	42	Cor Kroon	Opel Kadett	53.208	1	13.747	53.208			
15	20	Eric Wilkinson	Seat Ibiza		0					
16	18	Marc Vandenberg	Seat Ibiza		0					

Clerk of the Course  Jean Filippini	<b>Publication-time</b>	Timekeeper  Marcel Lambrechts	<b>R@llycrossTIMING</b> <small>by TimeService.nl</small>
Page 2 of 4	Results remain provisional pending technical examination and decisions from the stewards of the meeting		

Timekeeping by : RSTime by Rallycross Timing

Time Printed :



Results and Laptimes : [www.rallycrosstiming.com](http://www.rallycrosstiming.com)

## RallyCross Challenge Europe

Duivelsbergcircuit Maasmechelen - August 10th-11th 2013

### All Classes - Free Practice 1 - Supernationals plus 2000

Pos	Nbr	Driver	Car	Fastest	In	Gap	Lap 1	Lap 2	Lap 3	Lap 4
1	77	Steve Volders	Ford Escort	41.455	1	1.994	41.455	41.543	56.582	
2	11	Steven Maris	Volvo 240	42.499	1	3.038	42.499	43.613	43.626	
3	5	Danny de Beuckelaer	Opel Corsa	42.600	3	3.139	45.501	42.740	42.600	
4	62	Ludo Vangeneugden	Volvo 242	42.816	2	3.355	45.250	42.816	45.153	
5	6	David Vannijlen	Volvo 242	42.976	1	3.515	42.976	44.685	57.950	
6	7	Davy Leysen	BMW M3	43.359	1	3.898	43.359	46.169	43.758	
7	59	Roger Lippens	Ford Escort	43.802	3	4.341	48.596	45.723	43.802	
8	13	Johan Sleenckx	BMW 130	43.830	2	4.369	48.730	43.830	50.478	
9	15	Patrick Buschgens	BMW M3	43.875	3	4.414	44.398	47.739	43.875	
10	17	Roland Myny	Volvo S40	44.083	3	4.622	55.603	47.722	44.083	
11	55	Frans de Wit	BMW M3 Compact	44.153	3	4.692	44.763	48.103	44.153	
12	10	Peter Thijs	BMW M3	44.159	1	4.698	44.159	44.160	46.640	
13	99	Johan Jacobs	Ford Focus	44.340	1	4.879	44.340	49.049	47.255	
14	60	Henri Vangeneugden	Volvo 242	45.909	3	6.448	46.343	1:01.019	45.909	
15	95	Peter Michels	Subaru Impreza	47.446	2	7.985	51.343	47.446	50.763	
16	69	Ludo Helven	Marco Mantis	50.648	1	11.187	50.648	55.515	55.945	
17	32	Herman van Thielen	BMW M3	50.912	3	11.451	51.815	1:01.495	50.912	
18	28	Erwin Cellini	Volvo V70	53.302	2	13.841	53.457	53.302		
19	64	Bert Bosmans	Volvo S40	53.472	2	14.011	1:14.697	53.472		
20	71	Ludo Hermans	Ford Escort		0					
21	78	Kristof Bex	Volvo S40		0					

Clerk of the Course  Jean Filippini	<b>Publication-time</b>	Timekeeper  Marcel Lambrechts	<b>R@llycrossTIMING</b> <small>by TimeService.nl</small>
Page 3 of 4	Results remain provisional pending technical examination and decisions from the stewards of the meeting		

Timekeeping by : RSTime by Rallycross Timing

Time Printed :



Results and Laptimes : [www.rallycrosstiming.com](http://www.rallycrosstiming.com)

## RallyCross Challenge Europe

Duivelsbergcircuit Maasmechelen - August 10th-11th 2013

### All Classes - Free Practice 1 - Super 1600

Pos	Nbr	Driver	Car	Fastest	In	Gap	Lap 1	Lap 2	Lap 3	Lap 4
1	7	Stanislav Susta	Skoda Fabia	41.437	2	1.976	42.041	41.437	43.916	
2	9	Pavel Vimmer	Skoda Fabia	41.629	3	2.168	42.232	44.779	41.629	
3	39	Thijs Heezen	Ford Fiesta	41.839	3	2.378	44.655	41.872	41.839	
4	19	Sven Seeliger	Ford Fiesta	41.863	3	2.402	41.924	42.933	41.863	
5	11	Davy van den Branden	Citroën DS3	42.109	3	2.648	42.219	46.100	42.109	
6	3	Josef Susta	Skoda Fabia	42.126	3	2.665	43.166	45.173	42.126	
7	4	Václav Veverka Jr.	Peugeot 206	42.469	3	3.008	42.800	44.676	42.469	
8	18	Dorian Launay	Renault Clio	42.578	3	3.117	46.701	43.982	42.578	
9	21	Ernestas Staponkus	Volkswagen Polo	42.856	3	3.395	43.417	46.663	42.856	
10	27	Willem Veltman	Citroën C2	43.636	3	4.175	47.680	44.167	43.636	
11	2	Werner Panhauser	Citroën C2	43.679	1	4.218	43.679	46.405	45.758	
12	17	Eric Guillemette	Renault Clio	44.578	1	5.117	44.578	59.300	44.894	
13	29	Dave van Beers	Renault Clio	44.797	3	5.336	45.403	44.901	44.797	
14	5	Dennis Remans	Ford Fiësta	49.044	3	9.583	49.811	51.678	49.044	
15	14	Bart Bel	Citroën C2		0					

Clerk of the Course  Jean Filippini	<b>Publication-time</b>	Timekeeper  Marcel Lambrechts	<b>R@llycrossTIMING</b> <small>by TimeService.nl</small>
Page 4 of 4	Results remain provisional pending technical examination and decisions from the stewards of the meeting		

Timekeeping by : RSTime by Rallycross Timing

Time Printed :

Results and Laptimes : [www.rallycrosstiming.com](http://www.rallycrosstiming.com)