














Standings 2012

MSA Super Car

Pos.	Nr.	Competitor	Nat.	Car	Round 1	ERC	Round 2	Round 3	Round 4	Round 5	Round 6	Dropped	Dropped	TOTAL
					Lydden Hill	Lydden Hill	Knockhill	Mallory	Lydden Hill	Pembrey	Croft	score	score	TOTAL
1	GB1	Julian Godfrey		Ford Fiesta	11 * +	15	22 * +	19 * +	17	22 * +	21 *	11	15	101
2	46	Pat Doran		Citroën Xsara	17	11	13	20	20	17	15	11	13	89
3	11	Andy Grant		Ford Focus	13	-	12	15	0	15	13	-	-	68
4	51	Gary Pusy		Subaru Impreza	8	-	10	12	13	13	09	-	-	65
5	8	Simon Horton		Subaru Impreza	-	-	11	13	11	12	10	-	-	57
6	26	Andy Scott		Peugeot 306	10	19 * +	-	-	-	-	18 +	-	-	47
7	12	Ollie O'Donovan		Ford Focus	20	12	15	-	-	-	-	-	-	47
8	5	Steve Hill		Mitsubishi Evo X	12	13	17	-	-	-	-	-	-	42
9	52	Steve Mundy		Ford Focus	15	-	-	0	15	-	12	-	-	42
10	33	Liam Doran		Citroën DS3	-	20	-	-	14 * +	-	-	-	-	34
11	88	Steve Harris		Citroën C4	11	-	0	0	0	-	11	-	-	22
12	69	Grzegorz Kalinecki		Lancia Delta HF Integrale	-	-	-	-	-	11	-	-	-	11
13	67	Colin Anson		Ford Ka T16 4x4	-	-	-	11	0	-	-	-	-	11

* Extra 1 BONUS points for quickest heattime during the day

+ Extra 1 BONUS points for quickest laptime during practice