


















Standings 2011

MSA Super National

Pos.	Nr.	Competitor	Nat.	Car	Round 1	Round 2	Round 3	Round 4	Round 5	Round 6	Round 7	Round 8	Dropped score	TOTAL
1	33	James Bird		Renault Clio	32 *	35 *	23	35 *	30	28 *	-	-	-	183
2	16	Ashley Simpson		Lotus Exige	30	18	35 *	19	32 *	27	-	35 *	18	178
3	81	Micheal Boak		Audi TT	25	17	27	27	21	30	-	27	17	157
4	48	Patrick Ryan		Vauxhall Nova	21	25	25	25	23	25	-	21	21	144
5	99	Neil Wade		BMW Mini	18	19	-	21	17	-	-	-	-	75
6	91	Allan Tapscott		Vauxhall Corsa	15	16	-	-	18	-	-	25	-	74
7	7	Mike Howlin		Ford Fiesta	0	27	21	-	25	-	-	-	-	73
8	97	Vincent Bristow		BMW M3	17	15	-	18	14	-	-	-	-	64
9	71	Stuart Emery		Peugeot 306	13	21	-	-	-	-	-	23	-	57
10	59	Shelley Wakeling		Honda Civic type R	12	13	-	-	15	-	-	17	-	57
11	50	Steve Cozens		Lotus Exige	23	14	-	-	-	-	-	19	-	56
12	77	Paul Wakeling		MG 25	16	0	-	-	16	-	-	18	-	50
13	69	Chris Langley		Ford Escort	-	12	-	23	13	-	-	-	-	48
14	42	Andy Knowles		Citroën C2	-	23	-	-	19	-	-	-	-	42
15	51	John Clayton		BM E30	14	-	-	-	-	-	-	16	-	30
16	11	Gary Pusey		Peugeot 206	19	-	-	-	-	-	-	-	-	19
17	9	Phil Chicken		VW Golf	-	0	19	-	-	-	-	-	-	19

* Extra 5 BONUS points for quickest heattime during the day