

## Valhalla Racing

All groups all day  
Final result Free Practice Sunday

6 - 8 September 2024  
Scandinavian Raceway - 4025mtr.


Pos	Nbr	Name	Car	Cls	PlC	Fastest	In	Gap	Diff	Laps	2nd time
1	18	Jan Dalegården		Sort	1	1:37.611	5			14	1:37.848
2	646	Jan Erik Høiby		Sort	2	1:39.014	18	1.403	1.403	27	1:39.867
3	73	Fredrik Dudat		Sort	3	1:39.448	19	1.837	0.434	28	1:39.614
4	23	Mogens balle Kristensen		Sort	4	1:39.818	29	2.207	0.370	30	1:40.456
5	96	John Inge Asperheim		Sort	5	1:39.873	4	2.262	0.055	41	1:39.907
6	126	Øystein Nettum		Sort	6	1:40.670	12	3.059	0.797	32	1:40.675
7	660	Morten Wridt		Sort	7	1:40.804	24	3.193	0.134	28	1:40.942
8	212	Mattias Bengtsson		Sort	8	1:40.963	3	3.352	0.159	10	1:41.241
9	177	Egil Pettersen		Sort	9	1:41.390	4	3.779	0.427	20	1:41.498
10	777	Anders Tuveng		Sort	10	1:41.581	19	3.970	0.191	22	1:41.746
11	148	Kim Oug		Sort	11	1:41.678	21	4.067	0.097	22	1:42.570
12	9	Hans Karlsson		Sort	12	1:41.801	31	4.190	0.123	34	1:42.428
13	388	Ronny Granberg		Sort	13	1:41.823	21	4.212	0.022	23	1:42.298
14	85	Løke Knudsen		Sort	14	1:41.870	35	4.259	0.047	45	1:42.080
15	522	Søren Hansen		Sort	15	1:42.847	11	5.236	0.977	12	1:42.932
16	56	Henning Hansen		Sort	16	1:42.906	5	5.295	0.059	6	1:44.206
17	63	Paul Aastad		Sort	17	1:42.966	25	5.355	0.060	26	1:43.123
18	40	Steffen Søborg		Sort	18	1:43.080	27	5.469	0.114	30	1:43.195
19	229	Steffen Stenseth		Sort	19	1:43.092	14	5.481	0.012	18	1:43.484
20	297	Emil Sachmann		Sort	20	1:43.364	12	5.753	0.272	20	1:43.541
21	555	Jon Nilsen		Sort	21	1:43.591	29	5.980	0.227	39	1:43.640
22	3	Johan Henæs		Sort	22	1:43.594	33	5.983	0.003	35	1:43.743
23	193	Nicklas Maurin		Sort	23	1:43.605	25	5.994	0.011	39	1:43.786
24	178	Søren Obel		Sort	24	1:43.753	39	6.142	0.148	40	1:43.810
25	0884	Daniel TG		Sort	25	1:43.905	21	6.294	0.152	29	1:44.506
26	131	Thomas Stripp	Aprilia	Rød	1	1:43.947	16	6.336	0.042	17	1:44.121
27	13	Jens Nielsen		Sort	26	1:44.065	5	6.454	0.118	34	1:44.277
28	188	Håkon Underberg Lie		Rød	2	1:44.104	15	6.493	0.039	25	1:44.418
29	159	Geir Dahl		Sort	27	1:44.366	11	6.755	0.262	33	1:45.000
30	151	Øystein Tronstad		Rød	3	1:44.477	27	6.866	0.111	30	1:44.522
31	80	Jacob Widding		Sort	28	1:44.750	29	7.139	0.273	30	1:44.826
32	4	Anton Dahl		Rød	4	1:45.670	15	8.059	0.920	25	1:46.128
33	28	Trygve Johannesen		Sort	29	1:45.705	14	8.094	0.035	15	1:46.722
34	218	Frank Dame		Sort	30	1:45.786	40	8.175	0.081	41	1:45.794
35	65	Heinrich Instrukør		Sort	31	1:46.093	6	8.482	0.307	18	1:46.626
36	123	Arve Gulliksen		Blå	1	1:46.136	19	8.525	0.043	24	1:46.699
37	881	Michael Johannesen		Rød	5	1:46.481	12	8.870	0.345	28	1:46.641
38	212	Kim Race Jensen	Kawasaki	Sort	32	1:46.540	7	8.929	0.059	10	1:46.643
39	82	Michael Refstrup		Sort	33	1:46.828	5	9.217	0.288	7	1:46.875
40	296	Frederik Lyngholm		Sort	34	1:46.955	11	9.344	0.127	18	1:47.293
41	7	Henrik Christensen		Rød	6	1:47.147	22	9.536	0.192	25	1:48.487
42	99	Peter Northved		Sort	35	1:47.696	13	10.085	0.549	15	1:47.834
43	164	Martin Folkær		Rød	7	1:47.803	11	10.192	0.107	12	1:48.076
44	68	Terje Volden		Blå	2	1:47.834	9	10.223	0.031	16	1:47.881
45	12	Mads Hvarregaard		Rød	8	1:47.875	21	10.264	0.041	28	1:47.975
46	59	Atle Nordvik		Rød	9	1:48.092	3	10.481	0.217	14	1:48.625
47	112	Martin Christensen		Rød	10	1:48.169	18	10.558	0.077	32	1:48.421
48	167	Jan Andersen		Rød	11	1:48.213	25	10.602	0.044	28	1:48.267
49	130	Nico Øe		Rød	12	1:48.341	11	10.730	0.128	18	1:49.666
50	199	Terje Solbakken		Rød	13	1:48.377	13	10.766	0.036	27	1:48.441
51	113	Jonas TB		Rød	14	1:48.474	14	10.863	0.097	17	1:48.844

Fastest time : 1:37.611 in lap 5 by nbr. 18: Jan Dalegården ()

Publication-time

Results: [www.raceresults.se](http://www.raceresults.se)

Timekeeping by : MB Racesupport AB

			
Page 1 of 3			

## Valhalla Racing

All groups all day  
Final result Free Practice Sunday

6 - 8 September 2024  
Scandinavian Raceway - 4025mtr.


Pos	Nbr	Name	Car	Cls	PlC	Fastest	In	Gap	Diff	Laps	2nd time
52	166	Tore Jensen		Sort	36	1:48.597	25	10.986	0.123	36	1:48.624
53		Terje Hoelseth	Aprilia	Rød	15	1:48.801	23	11.190	0.204	32	1:49.495
54	36	Tim Lys`n	Yamaha	Blå	3	1:49.105	41	11.494	0.304	42	1:49.373
55	15	Thomas Blixt		Rød	16	1:49.382	21	11.771	0.277	26	1:49.441
56	4	Michael Milsø		Blå	4	1:49.723	22	12.112	0.341	25	1:49.855
57	375	Per Poulsen		Rød	17	1:50.224	17	12.613	0.501	19	1:50.951
58	18	Morten Jul		Blå	5	1:50.532	33	12.921	0.308	37	1:50.932
59	396	Andreas Stibholt Truelsen		Blå	6	1:50.779	6	13.168	0.247	34	1:51.027
60	71	Kenneth Pedersen		Blå	7	1:51.500	35	13.889	0.721	42	1:52.773
61	37	Carsten Instruktør		Blå	8	1:51.673	16	14.062	0.173	17	1:52.046
62	92	Henrik Hvass Pedersen		Rød	18	1:51.716	28	14.105	0.043	32	1:51.912
63	816	Carsten Wridt		Rød	19	1:51.726	23	14.115	0.010	25	1:51.937
64	34	William Pedersen	Honda CBR600RR	Rød	20	1:51.830	34	14.219	0.104	47	1:51.894
65	76	Jeppe Bonde Mikkelsen		Blå	9	1:51.928	21	14.317	0.098	23	1:52.048
66	6	Jonathan Hansen		Blå	10	1:52.038	26	14.427	0.110	36	1:52.550
67	333	Jørgen Paulsen		Blå	11	1:52.247	37	14.636	0.209	50	1:52.317
68		Pia Kollega		Blå	12	1:52.705	27	15.094	0.458	32	1:53.162
69	72	Harald Ruiz- Davila		Rød	21	1:52.872	12	15.261	0.167	25	1:52.957
70	37	Stefan Larsen		Blå	13	1:53.227	41	15.616	0.355	50	1:53.806
71	11	Philip Zohard		Blå	14	1:53.561	19	15.950	0.334	32	1:54.947
72	350	Allan Holm		Blå	15	1:54.094	24	16.483	0.533	27	1:54.156
73	30	Victor Jøding Petersen		Blå	16	1:54.166	14	16.555	0.072	19	1:56.039
74		Hans Stampe		Blå	17	1:54.254	21	16.643	0.088	22	1:56.294
75	616	Casper Larsen		Blå	18	1:54.338	19	16.727	0.084	29	1:54.443
76	52	Jonas Christiansen		Blå	19	1:54.607	7	16.996	0.269	13	1:56.164
77	311	Henrik Andersen		Blå	20	1:54.973	20	17.362	0.366	25	1:56.705
78	101	Thomas Berggren		Blå	21	1:55.119	38	17.508	0.146	39	1:57.977
79	93	John Rosenkilde		Blå	22	1:55.282	27	17.671	0.163	34	1:57.117
80	124	Lucas Christiansen		Blå	23	1:55.405	6	17.794	0.123	21	1:55.532
81	5	Søren Damtoft		Rød	22	1:55.562	74	17.951	0.157	75	1:55.616
82	186	Martin K Hansen		Blå	24	1:55.708	18	18.097	0.146	20	1:56.552
83	2	Natascha Kure Bæhr		Blå	25	1:56.388	10	18.777	0.680	12	1:56.449
84	596	Pia Petersen		Blå	26	1:56.585	36	18.974	0.197	43	1:56.721
85	54	Oliver Hansen		Blå	27	1:57.230	17	19.619	0.645	18	1:58.015
86	85	Henrik Bjerregaard		Blå	28	1:57.352	7	19.741	0.122	22	1:57.739
87	911	Erlend Ringstad		Blå	29	1:57.469	13	19.858	0.117	22	1:59.720
88	114	Frank Svendsen		Grøn	1	1:57.630	17	20.019	0.161	19	1:58.404
89	14	Jesper Bendtsen		Sort	37	1:58.068	5	20.457	0.438	7	2:00.500
90	163	Martin Born		Grøn	2	1:58.169	49	20.558	0.101	51	1:58.449
91	150	Svein Daae		Blå	30	1:58.614	13	21.003	0.445	27	2:00.842
92	21	Pia Meejach		Blå	31	1:59.050	41	21.439	0.436	46	1:59.474
93	84	Kasper Øxenholt		Grøn	3	1:59.084	20	21.473	0.034	32	1:59.098
94	669	Ina Stylo		Blå	32	1:59.139	6	21.528	0.055	17	2:00.703
95	88	Nicolai schunck		Blå	33	1:59.822	5	22.211	0.683	18	2:00.720
96	338	Reidar Mouhleb	Honda	Blå	34	1:59.949	11	22.338	0.127	15	2:01.911
97	880	Henrik Nielsen		Blå	35	2:00.960	27	23.349	1.011	28	2:01.581
98	22	Rene Hebnes		Blå	36	2:01.179	10	23.568	0.219	40	2:01.324
99	27	Kristian Høg		Blå	37	2:01.298	4	23.687	0.119	13	2:01.642
100	133	Eivind Helgaker		Blå	38	2:01.841	10	24.230	0.543	18	2:01.876
101	70	Kenneth Lund Andersen	Yamaha	Grøn	4	2:01.880	22	24.269	0.039	39	2:02.615
102	137	Mikkel Høgh-schmidt		Blå	39	2:02.169	5	24.558	0.289	15	2:02.717

Fastest time : 1:37.611 in lap 5 by nbr. 18: Jan Dalegården ()

Publication-time

Results: [www.raceresults.se](http://www.raceresults.se)

Timekeeping by : MB Racesupport AB

			
Page 2 of 3			

## Valhalla Racing

All groups all day  
Final result Free Practice Sunday

6 - 8 September 2024  
Scandinavian Raceway - 4025mtr.


Pos	Nbr	Name	Car	Cls	PlC	Fastest	In	Gap	Diff	Laps	2nd time
103	6	Mikael Nielsen		Blå	40	2:02.356	6	24.745	0.187	31	2:02.638
104	451	Kim Korn		Blå	41	2:02.576	27	24.965	0.220	29	2:02.624
105	228	Stefan Kruse Vestergaard		Blå	42	2:02.689	14	25.078	0.113	24	2:02.878
106	57	Runar Olsen		Blå	43	2:02.893	6	25.282	0.204	8	2:03.118
107	24	Tom Jensen		Grøn	5	2:03.524	17	25.913	0.631	23	2:04.063
108	444	Mia		Blå	44	2:04.251	12	26.640	0.727	13	2:04.560
109	55	Kasper Ludvigsen		Blå	45	2:04.327	25	26.716	0.076	26	2:04.914
110	88	Bertil Diderichsen		Grøn	6	2:05.552	9	27.941	1.225	36	2:07.492
111	67	Marcus Will		Blå	46	2:05.675	31	28.064	0.123	33	2:09.113
112	77	Ib Pedersen		Grøn	7	2:08.172	45	30.561	2.497	46	2:11.352
113	250	Henrik Synshal		Sort	38	2:09.362	17	31.751	1.190	20	2:13.853
114	165	Jens (Brian Jensen)		Grøn	8	2:10.843	46	33.232	1.481	47	2:11.707
115	111	Johnny Rasmussen		Grøn	9	2:11.168	9	33.557	0.325	11	2:12.516
116	144	Shur Odne		Grøn	10	2:11.565	6	33.954	0.397	11	2:12.158
117	574	Denesi Brian Varta		Blå	47	2:11.709	7	34.098	0.144	9	2:12.025
118	17	Mathias Hougaard Vammen		Blå	48	2:11.772	4	34.161	0.063	5	2:13.927
119		Aldin		Grøn	11	2:12.714	16	35.103	0.942	33	2:12.831
120	50	Daniel Bedsted		Grøn	12	2:13.241	11	35.630	0.527	14	2:22.351
121	475	Betina Poulsen		Blå	49	2:13.579	13	35.968	0.338	14	2:14.247
122	298	Ulrik Bach Nielsen		Grøn	13	2:14.105	4	36.494	0.526	17	2:14.662
123	41	David Jørgensen		Grøn	14	2:14.791	4	37.180	0.686	19	2:15.334
124	38	Erik Krogsdal Jørgensen		Blå	50	2:16.323	6	38.712	1.532	7	2:19.832
125	888	Ulrik Mcardle		Grøn	15	2:16.722	18	39.111	0.399	46	2:17.279
126	595	Silke Schneemark		Blå	51	2:18.052	7	40.441	1.330	12	2:20.066
127	69	Christina Fotos		Blå	52	2:20.294	2	42.683	2.242	3	
128	127	Jon Jensen		Grøn	16	2:21.151	9	43.540	0.857	10	2:22.735
129	772	Susie Holm		Grøn	17	2:22.636	10	45.025	1.485	29	2:22.925
130	137	Carsten Larsen		Sort	39	2:23.733	13	46.122	1.097	37	2:26.570
131	295	Kevin Khakie Motlagh		Grøn	18	2:24.121	3	46.510	0.388	5	2:28.716
132	97	Kirsten Paulsen		Grøn	19	2:24.581	12	46.970	0.460	36	2:25.008
133		Emily		Grøn	20	2:25.282	26	47.671	0.701	31	2:25.601
134	999	Frederik Rise		Grøn	21	2:26.571	10	48.960	1.289	22	2:29.053
135	9	Astrid Lundgren Virklund		Grøn	22	2:45.912	6	1:08.301	19.341	9	2:48.652
136	316	Maja Larsen		Grøn	23	2:55.792	21	1:18.181	9.880	22	3:00.648
137	120	Patrick Pedersen		Blå	53					7	
138	1234	Søren Adamsen		Rød	23					6	
139	75	Bo Pedersen		Sort	40					5	
140	128	Jan Arvid		Sort	41					1	

Fastest time : 1:37.611 in lap 5 by nbr. 18: Jan Dalegården ()

Publication-time

Results: [www.raceresults.se](http://www.raceresults.se)

Timekeeping by : MB Racesupport AB

			
Page 3 of 3			