

## Valhalla Racing

All groups all day  
Final result Free Practice Saturday

6 - 8 September 2024  
Scandinavian Raceway - 4025mtr.


Pos	Nbr	Name	Car	Cls	PlC	Fastest	In	Gap	Diff	Laps	2nd time
1	18	Jan Dalegården		Sort	1	1:38.130	3			17	1:38.844
2	96	John Inge Asperheim		Sort	2	1:39.735	13	1.605	1.605	15	1:40.352
3	212	Mattias Bengtsson		Sort	3	1:40.908	18	2.778	1.173	23	1:41.126
4	177	Egil Pettersen		Sort	4	1:40.914	4	2.784	0.006	23	1:41.065
5	660	Morten Wridt		Sort	5	1:41.106	14	2.976	0.192	16	1:41.431
6	522	Søren Hansen		Sort	6	1:41.430	14	3.300	0.324	15	1:42.615
7	148	Kim Oug		Sort	7	1:41.720	20	3.590	0.290	23	1:41.913
8	85	Løke Knudsen		Sort	8	1:41.723	20	3.593	0.003	21	1:42.238
9	63	Paul Aastad		Sort	9	1:42.150	17	4.020	0.427	22	1:43.043
10	388	Ronny Granberg		Sort	10	1:42.352	21	4.222	0.202	22	1:42.571
11	56	Henning Hansen		Sort	11	1:42.395	4	4.265	0.043	19	1:42.454
12	126	Øystein Nettum		Sort	12	1:42.399	13	4.269	0.004	14	1:42.613
13	212	Kim Race Jensen	Kawasaki	Sort	13	1:42.636	12	4.506	0.237	14	1:43.103
14	297	Emil Sachmann		Sort	14	1:42.875	17	4.745	0.239	24	1:43.234
15	777	Anders Tuveng		Sort	15	1:42.897	12	4.767	0.022	14	1:43.200
16	23	Mogens balle Kristensen		Sort	16	1:42.904	15	4.774	0.007	37	1:43.075
17	646	Jan Erik Høiby		Sort	17	1:42.911	20	4.781	0.007	24	1:44.410
18	75	Bo Pedersen		Sort	18	1:42.914	4	4.784	0.003	10	1:45.246
19	9	Hans Karlsson		Sort	19	1:43.443	17	5.313	0.529	19	1:43.687
20	73	Fredrik Dudat		Sort	20	1:43.501	4	5.371	0.058	7	1:45.013
21	555	Jon Nilsen		Sort	21	1:43.599	25	5.469	0.098	28	1:43.931
22	193	Nicklas Maurin		Sort	22	1:43.985	12	5.855	0.386	16	1:44.224
23	188	Håkon Underberg Lie		Rød	1	1:44.141	35	6.011	0.156	37	1:44.871
24	40	Steffen Søborg		Sort	23	1:44.465	19	6.335	0.324	28	1:44.603
25	229	Steffen Stenseth		Sort	24	1:44.530	20	6.400	0.065	22	1:44.561
26	3	Johan Henæs		Sort	25	1:44.625	13	6.495	0.095	14	1:45.608
27	159	Geir Dahl		Sort	26	1:44.641	20	6.511	0.016	35	1:45.019
28	80	Jacob Widding		Sort	27	1:44.799	12	6.669	0.158	37	1:45.372
29	178	Søren Obel		Sort	28	1:45.002	22	6.872	0.203	35	1:45.266
30	256	jørn wenner		Sort	29	1:45.347	3	7.217	0.345	4	1:47.383
31	131	Thomas Stripp	Aprilia	Rød	2	1:45.722	5	7.592	0.375	14	1:46.232
32	151	Øystein Tronstad		Rød	3	1:45.883	18	7.753	0.161	28	1:46.581
33	4	Anton Dahl		Rød	4	1:45.990	3	7.860	0.107	15	1:46.885
34	28	Trygve Johannesen		Sort	30	1:46.062	18	7.932	0.072	26	1:46.950
35	296	Frederik Lyngholm		Sort	31	1:46.417	3	8.287	0.355	20	1:46.599
36	12	Mads Hvarregaard		Rød	5	1:46.520	20	8.390	0.103	22	1:47.072
37	340	Lars Christensen		Rød	6	1:46.645	5	8.515	0.125	6	1:47.477
38	113	Jonas TB		Rød	7	1:46.797	18	8.667	0.152	29	1:47.559
39	167	Jan Andersen		Rød	8	1:46.862	18	8.732	0.065	24	1:47.086
40	164	Martin Folkær		Rød	9	1:47.116	18	8.986	0.254	23	1:48.331
41	881	Michael Johannesen		Rød	10	1:47.354	25	9.224	0.238	27	1:47.954
42	128	Jan Arvid		Sort	32	1:47.383	3	9.253	0.029	4	1:49.750
43	59	Atle Nordvik		Rød	11	1:47.454	3	9.324	0.071	16	1:48.624
44	123	Arve Gulliksen		Blå	1	1:47.545	18	9.415	0.091	21	1:48.235
45	99	Peter Northved		Sort	33	1:47.578	7	9.448	0.033	23	1:47.628
46	13	Jens Nielsen		Sort	34	1:47.740	11	9.610	0.162	19	1:47.969
47	15	Thomas Blixt		Rød	12	1:47.774	3	9.644	0.034	19	1:48.025
48	375	Per Poulsen		Rød	13	1:47.923	9	9.793	0.149	17	1:48.593
49	112	Martin Christensen		Rød	14	1:48.033	8	9.903	0.110	34	1:48.950
50	1234	Søren Adamsen		Rød	15	1:48.200	4	10.070	0.167	8	1:48.975
51	82	Michael Refstrup		Sort	35	1:48.225	12	10.095	0.025	18	1:49.506
52	14	Jesper Bendtsen		Sort	36	1:48.375	18	10.245	0.150	26	1:49.138
53	218	Frank Dame		Sort	37	1:48.719	28	10.589	0.344	37	1:49.462
54	436	Jimmi Nielsen	Suzuki	Rød	16	1:48.751	19	10.621	0.032	21	1:49.945
55	68	Terje Volden		Blå	2	1:48.788	4	10.658	0.037	18	1:49.613

Fastest time : 1:38.130 in lap 3 by nbr. 18: Jan Dalegården ()

Publication-time

Results: [www.raceresults.se](http://www.raceresults.se)

Timekeeping by : MB Racesupport AB

			
Page 1 of 3			

## Valhalla Racing

All groups all day  
Final result Free Practice Saturday

6 - 8 September 2024  
Scandinavian Raceway - 4025mtr.


Pos	Nbr	Name	Car	Cls	Pl C	Fastest	In	Gap	Diff	Laps	2nd time
56	7	Henrik Christensen		Rød	17	1:48.851	22	10.721	0.063	25	1:48.958
57	130	Nico Øe		Rød	18	1:49.230	7	11.100	0.379	27	1:49.298
58		Terje Hoelseth	Aprilia	Rød	19	1:49.454	3	11.324	0.224	20	1:49.625
59	396	Andreas Stibholt Truelsen		Blå	3	1:49.603	6	11.473	0.149	33	1:50.178
60	176	Thomas Ottoson	Honda	Rød	20	1:49.748	20	11.618	0.145	21	1:50.335
61	36	Tim Lys`n	Yamaha	Blå	4	1:49.780	24	11.650	0.032	25	1:50.174
62	166	Tore Jensen		Sort	38	1:50.413	17	12.283	0.633	28	1:50.674
63	233	Kenneth Johansson		Blå	5	1:50.946	21	12.816	0.533	23	1:52.085
64	92	Henrik Hvass Pedersen		Rød	21	1:50.978	20	12.848	0.032	31	1:51.049
65	0884	Daniel TG		Sort	39	1:51.043	22	12.913	0.065	31	1:51.271
66	72	Harald Ruiz- Davila		Rød	22	1:51.405	16	13.275	0.362	30	1:51.589
67	43	Kim Halk		Rød	23	1:51.587	4	13.457	0.182	9	1:51.611
68	52	Jonas Christiansen		Blå	6	1:51.889	16	13.759	0.302	18	1:53.170
69	816	Carsten Wridt		Rød	24	1:51.960	17	13.830	0.071	22	1:52.043
70	34	William Pedersen	Honda CBR600RR	Rød	25	1:52.478	34	14.348	0.518	35	1:52.764
71	186	Martin K Hansen		Blå	7	1:52.765	4	14.635	0.287	28	1:52.776
72	71	Kenneth Pedersen		Blå	8	1:52.867	19	14.737	0.102	22	1:53.037
73	4	Michael Milsø		Blå	9	1:52.986	7	14.856	0.119	25	1:53.045
74	18	Morten Jul		Blå	10	1:53.366	30	15.236	0.380	31	1:53.788
75	124	Lucas Christiansen		Blå	11	1:54.229	7	16.099	0.863	15	1:56.594
76	333	Jørgen Paulsen		Blå	12	1:54.262	35	16.132	0.033	37	1:54.433
77	115	Jacob Friberg		Blå	13	1:54.459	19	16.329	0.197	28	1:55.312
78	350	Allan Holm		Blå	14	1:54.507	23	16.377	0.048	24	1:55.347
79	199	Terje Solbakken		Rød	26	1:54.903	20	16.773	0.396	22	1:55.604
80	250	Henrik Synshal		Sort	40	1:54.905	31	16.775	0.002	36	2:01.214
81	54	Oliver Hansen		Blå	15	1:55.158	7	17.028	0.253	22	1:56.109
82	311	Henrik Andersen		Blå	16	1:55.540	34	17.410	0.382	37	1:55.572
83	30	Victor Jøding Petersen		Blå	17	1:56.067	23	17.937	0.527	24	1:57.324
84	6	Jonathan Hansen		Blå	18	1:56.114	27	17.984	0.047	36	1:56.507
85	2	Natascha Kure Bæhr		Blå	19	1:56.334	2	18.204	0.220	11	1:56.645
86	665	Heinrich Weizer		Sort	41	1:56.440	16	18.310	0.106	26	2:01.177
87	114	Frank Svendsen		Grøn	1	1:56.725	13	18.595	0.285	15	1:58.114
88	5	Søren Damtoft		Rød	27	1:56.760	11	18.630	0.035	50	1:57.152
89		Hans Stampe		Blå	20	1:56.850	4	18.720	0.090	23	1:56.871
90	616	Casper Larsen		Blå	21	1:57.194	18	19.064	0.344	27	1:57.246
91	84	Kasper Øxenholt		Blå	22	1:57.430	25	19.300	0.236	34	1:58.244
92	225	Allan Sachmann		Blå	23	1:57.896	4	19.766	0.466	5	2:03.532
93	93	John Rosenkilde		Blå	24	1:57.986	29	19.856	0.090	30	1:59.036
94	85	Henrik Bjerregaard		Blå	25	1:58.232	8	20.102	0.246	35	1:58.369
95	11	Philip Zohard		Blå	26	1:58.549	18	20.419	0.317	23	2:00.220
96	293	Micke Juhlin		Grøn	2	1:58.629	12	20.499	0.080	13	2:00.962
97	88	Nicolai schunck		Blå	27	1:58.958	23	20.828	0.329	24	1:58.962
98	76	Jeppe Bonde Mikkelsen		Blå	28	1:59.881	5	21.751	0.923	8	2:00.476
99	163	Martin Born		Grøn	3	2:00.019	23	21.889	0.138	43	2:01.641
100	6	Mikael Nielsen		Blå	29	2:01.211	31	23.081	1.192	32	2:02.666
101	24	Tom Jensen		Grøn	4	2:01.254	32	23.124	0.043	37	2:02.307
102	596	Pia Petersen		Blå	30	2:01.469	15	23.339	0.215	16	2:02.650
103	338	Reidar Mouhle	Honda	Blå	31	2:01.512	22	23.382	0.043	23	2:03.270
104	19	Kim Mouridtsen		Blå	32	2:01.528	3	23.398	0.016	4	2:04.141
105	49	Mathias Pedersen		Grøn	5	2:01.793	8	23.663	0.265	12	2:06.400
106	669	Ina Stylo		Blå	33	2:02.192	2	24.062	0.399	10	2:02.994
107	21	Pia Meejach		Blå	34	2:02.817	38	24.687	0.625	47	2:03.222
108	27	Kristian Høg		Blå	35	2:02.823	4	24.693	0.006	9	2:05.891
109	880	Henrik Nielsen		Blå	36	2:03.300	22	25.170	0.477	23	2:04.537
110	911	Erlend Ringstad		Blå	37	2:03.536	14	25.406	0.236	23	2:04.511

Fastest time : 1:38.130 in lap 3 by nbr. 18: Jan Dalegården ()

Publication-time

Results: [www.raceresults.se](http://www.raceresults.se)

Timekeeping by : MB Racesupport AB

			
Page 2 of 3			

## Valhalla Racing

All groups all day  
Final result Free Practice Saturday

6 - 8 September 2024  
Scandinavian Raceway - 4025mtr.


Pos	Nbr	Name	Car	Cls	Pl C	Fastest	In	Gap	Diff	Laps	2nd time
111	228	Stefan Kruse Vestergaard		Blå	38	2:03.681	21	25.551	0.145	23	2:04.463
112	101	Thomas Berggren		Blå	39	2:04.388	10	26.258	0.707	18	2:08.098
113	150	Svein Daae		Blå	40	2:04.834	24	26.704	0.446	27	2:05.101
114	70	Kenneth Lund Andersen	Yamaha	Grøn	6	2:04.871	25	26.741	0.037	26	2:06.958
115	102	Danni Bergmann		Blå	41	2:05.183	5	27.053	0.312	6	2:05.476
116	451	Kim Korn		Blå	42	2:05.524	2	27.394	0.341	17	2:06.043
117	55	Kasper Ludvigsen		Blå	43	2:05.549	5	27.419	0.025	27	2:07.361
118	574	Denesi Brian Varta		Blå	44	2:05.980	5	27.850	0.431	10	2:07.034
119	57	Runar Olsen		Blå	45	2:06.128	3	27.998	0.148	6	2:07.123
120	133	Eivind Helgaker		Blå	46	2:08.442	7	30.312	2.314	20	2:08.601
121	111	Johnny Rasmussen		Grøn	7	2:09.372	5	31.242	0.930	8	2:24.477
122	168	Nikolaj Hentze		Grøn	8	2:09.600	9	31.470	0.228	10	2:11.616
123	67	Marcus Will		Blå	47	2:09.934	23	31.804	0.334	32	2:12.206
124	88	Bertil Diderichsen		Grøn	9	2:10.155	8	32.025	0.221	25	2:14.304
125	444	Mia		Blå	48	2:10.178	13	32.048	0.023	25	2:10.570
126	16	Christian Wedebye		Grøn	10	2:11.424	4	33.294	1.246	9	2:12.313
127	475	Betina Poulsen		Blå	49	2:12.979	4	34.849	1.555	10	2:14.204
128	298	Ulrik Bach Nielsen		Grøn	11	2:13.749	5	35.619	0.770	15	2:17.019
129	884	Per Lydolph		Grøn	12	2:13.966	6	35.836	0.217	9	2:15.268
130	999	Frederik Rise		Grøn	13	2:14.954	3	36.824	0.988	15	2:16.033
131	165	Jens (Brian Jensen)		Grøn	14	2:15.049	36	36.919	0.095	38	2:15.709
132	38	Erik Krogsdal Jørgensen		Blå	50	2:15.978	10	37.848	0.929	11	2:16.842
133	17	Mathias Hougaard Vammen		Blå	51	2:16.195	5	38.065	0.217	6	2:20.082
134	77	Ib Pedersen		Grøn	15	2:18.256	27	40.126	2.061	35	2:19.981
135	48	Nicolai Mørgensen		Grøn	16	2:18.734	4	40.604	0.478	5	
136	295	Kevin Khakie Mottagh		Grøn	17	2:19.899	20	41.769	1.165	23	2:20.311
137	66	Sebastian Pickut	Kawasaki ZX6R	Grøn	18	2:21.019	5	42.889	1.120	13	2:21.072
138	41	David Jørgensen		Grøn	19	2:21.392	19	43.262	0.373	27	2:25.491
139	35	Laust Olsen		Grøn	20	2:22.640	5	44.510	1.248	9	2:31.892
140	37	Stefan Larsen		Blå	52	2:23.297	13	45.167	0.657	37	2:25.887
141	595	Silke Schneemark		Blå	53	2:23.347	4	45.217	0.050	20	2:24.677
142	328	Liv Engsager		Grøn	21	2:23.440	19	45.310	0.093	20	2:28.272
143	772	Susie Holm		Grøn	22	2:24.168	28	46.038	0.728	31	2:26.176
144	97	Kirsten Paulsen		Grøn	23	2:24.244	31	46.114	0.076	32	2:24.424
145	9	Astrid Lundgren Virklund		Grøn	24	2:25.010	16	46.880	0.766	19	2:25.552
146	137	Carsten Larsen		Sort	42	2:27.533	14	49.403	2.523	22	2:27.751
147	74	Freddie Hansen		Blå	54	2:29.920	29	51.790	2.387	30	2:30.018
148	2	Marianne Bæhr		Blå	55	2:38.494	16	1:00.364	8.574	27	2:39.080
149	32	Benny Pedersen		Grøn	25	2:38.977	5	1:00.847	0.483	8	2:45.511
150	53	Line Berggreen		Grøn	26	2:41.215	15	1:03.085	2.238	18	2:44.018
151	316	Maja Larsen		Grøn	27	3:15.412	13	1:37.282	34.197	19	3:16.086
152	180	Julia Møller	Yamaha	Grøn	28	3:17.587	13	1:39.457	2.175	19	3:21.554
153	120	Patrick Pedersen		Blå	56					5	
154	144	Shur Odne		Grøn	29					2	
155	200	Tobias Pedersen		Sort	43					1	

Fastest time : 1:38.130 in lap 3 by nbr. 18: Jan Dalegården ()

Publication-time

Results: [www.raceresults.se](http://www.raceresults.se)

Timekeeping by : MB Racesupport AB

			
Page 3 of 3			