

Valhalla Racing

All groups all day
Final result Free Practice Friday

6 - 8 September 2024
Scandinavian Raceway - 4025mtr.


Pos	Nbr	Name	Car	Cls	PlC	Fastest	In	Gap	Diff	Laps	2nd time
1	18	Jan Dalegården		Sort	1	1:38.014	26			27	1:38.092
2	73	Fredrik Dudat		Sort	2	1:39.172	26	1.158	1.158	28	1:39.196
3	96	John Inge Asperheim		Sort	3	1:40.638	14	2.624	1.466	30	1:40.881
4	777	Anders Tuveng		Sort	4	1:40.706	13	2.692	0.068	39	1:40.769
5	212	Mattias Bengtsson		Sort	5	1:40.839	5	2.825	0.133	14	1:41.046
6	660	Morten Wridt		Sort	6	1:41.003	35	2.989	0.164	36	1:41.147
7	56	Henning Hansen		Sort	7	1:41.028	25	3.014	0.025	27	1:41.116
8	126	Øystein Nettum		Sort	8	1:41.133	13	3.119	0.105	24	1:41.215
9	85	Loke Knudsen		Sort	9	1:41.495	66	3.481	0.362	69	1:41.818
10	9	Hans Karlsson		Sort	10	1:41.695	39	3.681	0.200	41	1:41.889
11	177	Egil Pettersen		Sort	11	1:41.788	27	3.774	0.093	30	1:41.865
12	75	Bo Pedersen		Sort	12	1:42.211	12	4.197	0.423	13	1:43.777
13	297	Emil Sachmann		Sort	13	1:42.294	32	4.280	0.083	35	1:42.386
14	23	Mogens balle Kristensen		Sort	14	1:42.321	21	4.307	0.027	44	1:42.652
15	522	Søren Hansen		Sort	15	1:42.498	7	4.484	0.177	28	1:42.877
16	193	Nicklas Maurin		Sort	16	1:42.781	32	4.767	0.283	42	1:42.913
17	250	Henrik Synshal		Sort	17	1:42.895	44	4.881	0.114	54	1:43.344
18	148	Kim Oug		Sort	18	1:42.980	21	4.966	0.085	42	1:43.433
19	256	jørn wenner		Sort	19	1:42.995	18	4.981	0.015	23	1:43.360
20	388	Ronny Granberg		Sort	20	1:43.359	10	5.345	0.364	27	1:43.959
21	63	Paul Aastad		Sort	21	1:43.897	11	5.883	0.538	26	1:43.952
22	270	Terje Baklid		Sort	22	1:44.195	14	6.181	0.298	17	1:44.220
23	28	Trygve Johannesen		Sort	23	1:45.045	10	7.031	0.850	24	1:45.796
24	200	Tobias Pedersen		Sort	24	1:45.064	42	7.050	0.019	48	1:45.519
25	178	Søren Obel		Sort	25	1:45.137	51	7.123	0.073	59	1:45.719
26	65	Heinrich Instrukør		Sort	26	1:45.271	3	7.257	0.134	8	1:45.662
27	3	Johan Henæs		Sort	27	1:45.271	19	7.257	0.000	24	1:45.560
28	296	Frederik Lyngholm		Sort	28	1:45.410	28	7.396	0.139	30	1:46.230
29	229	Steffen Stenseth		Sort	29	1:45.473	22	7.459	0.063	31	1:45.614
30	13	Jens Nielsen		Sort	30	1:45.511	39	7.497	0.038	40	1:46.352
31	646	Jan Erik Høiby		Sort	31	1:45.513	20	7.499	0.002	21	1:46.632
32	555	Jon Nilsen		Sort	32	1:45.692	28	7.678	0.179	36	1:45.879
33	40	Steffen Søborg		Sort	33	1:45.787	41	7.773	0.095	42	1:46.049
34	159	Geir Dahl		Sort	34	1:46.155	28	8.141	0.368	32	1:46.355
35	881	Michael Johannesen		Rød	1	1:46.227	13	8.213	0.072	36	1:46.269
36	7	Henrik Christensen		Rød	2	1:46.469	44	8.455	0.242	45	1:47.862
37	188	Håkon Underberg Lie		Rød	3	1:46.479	29	8.465	0.010	37	1:46.747
38	4	Anton Dahl		Rød	4	1:46.900	43	8.886	0.421	45	1:48.042
39	15	Thomas Blixt		Rød	5	1:47.120	27	9.106	0.220	47	1:47.313
40	128	Jan Arvid		Sort	35	1:47.175	10	9.161	0.055	24	1:47.648
41	112	Martin Christensen		Rød	6	1:47.339	19	9.325	0.164	36	1:47.661
42	167	Jan Andersen		Rød	7	1:47.551	36	9.537	0.212	46	1:47.653
43	1234	Søren Adamsen		Rød	8	1:47.761	14	9.747	0.210	15	1:48.203
44	113	Jonas TB		Rød	9	1:47.905	14	9.891	0.144	42	1:48.048
45	82	Michael Refstrup		Sort	36	1:48.019	5	10.005	0.114	6	1:49.597

Fastest time : 1:38.014 in lap 26 by nbr. 18 : Jan Dalegården ()

Publication-time

Results: www.raceresults.se

Timekeeping by : MB Racesupport AB

			
Page 1 of 4			

Valhalla Racing

All groups all day
Final result Free Practice Friday

6 - 8 September 2024
Scandinavian Raceway - 4025mtr.

Pos	Nbr	Name	Car	Cls	PlC	Fastest	In	Gap	Diff	Laps	2nd time
46	59	Atle Nordvik		Rød	10	1:48.115	9	10.101	0.096	27	1:48.344
47	164	Martin Folkær		Rød	11	1:48.133	24	10.119	0.018	30	1:48.257
48	151	Øystein Tronstad		Rød	12	1:48.212	34	10.198	0.079	38	1:48.221
49	68	Terje Volden		Blå	1	1:48.406	9	10.392	0.194	34	1:48.450
50	0884	Daniel TG		Sort	37	1:48.418	37	10.404	0.012	39	1:49.243
51	340	Lars Christensen		Rød	13	1:48.696	6	10.682	0.278	7	1:49.290
52	375	Per Poulsen		Rød	14	1:48.864	34	10.850	0.168	35	1:49.078
53	123	Arve Gulliksen		Blå	2	1:48.885	11	10.871	0.021	36	1:48.998
54	166	Tore Jensen		Sort	38	1:48.965	33	10.951	0.080	42	1:49.147
55	43	Kim Halk		Rød	15	1:49.354	9	11.340	0.389	36	1:49.944
56	36	Tim Lys`n	Yamaha	Blå	3	1:49.559	39	11.545	0.205	40	1:50.066
57	71	Kenneth Pedersen		Blå	4	1:49.978	21	11.964	0.419	45	1:50.139
58	130	Nico Øe		Rød	16	1:50.403	26	12.389	0.425	41	1:50.623
59	186	Martin K Hansen		Blå	5	1:50.464	12	12.450	0.061	33	1:51.192
60	2	Marianne Bæhr		Blå	6	1:50.527	12	12.513	0.063	34	1:51.000
61	12	Mads Hvarregaard		Rød	17	1:50.940	25	12.926	0.413	37	1:51.032
62	816	Carsten Wridt		Rød	18	1:50.979	9	12.965	0.039	33	1:51.945
63	37	Carsten Instruktør		Blå	7	1:51.244	20	13.230	0.265	23	1:51.645
64	396	Andreas Stibholt Truelsen		Blå	8	1:51.437	35	13.423	0.193	36	1:52.201
65	4	Michael Milsø		Blå	9	1:51.509	43	13.495	0.072	44	1:51.599
66	218	Frank Dame		Sort	39	1:51.515	30	13.501	0.006	32	1:51.637
67	72	Harald Ruiz- Davila		Rød	19	1:51.659	9	13.645	0.144	36	1:53.266
68	92	Henrik Hvass Pedersen		Rød	20	1:51.927	28	13.913	0.268	42	1:52.516
69	115	Jacob Friberg		Blå	10	1:52.298	6	14.284	0.371	42	1:53.162
70	311	Henrik Andersen		Blå	11	1:52.655	26	14.641	0.357	48	1:52.690
71	350	Allan Holm		Blå	12	1:52.737	13	14.723	0.082	38	1:54.070
72	199	Terje Solbakken		Rød	21	1:53.191	15	15.177	0.454	24	1:54.143
73	30	Victor Jøding Petersen		Blå	13	1:53.425	31	15.411	0.234	41	1:53.667
74	233	Kenneth Johansson		Blå	14	1:53.521	32	15.507	0.096	41	1:53.607
75	34	William Pedersen	Honda CBR600RR	Rød	22	1:53.996	45	15.982	0.475	47	1:54.075
76	54	Oliver Hansen		Blå	15	1:54.005	11	15.991	0.009	28	1:57.470
77	225	Allan Sachmann		Blå	16	1:54.399	11	16.385	0.394	26	1:54.580
78	18	Morten Jul		Blå	17	1:54.424	35	16.410	0.025	45	1:55.123
79	85	Henrik Bjerregaard		Blå	18	1:54.738	43	16.724	0.314	46	1:54.966
80	124	Lucas Christiansen		Blå	19	1:55.236	11	17.222	0.498	29	1:56.044
81	76	Jeppe Bonde Mikkelsen		Blå	20	1:55.300	4	17.286	0.064	16	1:55.549
82	5	Søren Damtoft		Rød	23	1:55.409	65	17.395	0.109	72	1:56.937
83	669	Ina Stylo		Blå	21	1:55.476	11	17.462	0.067	20	1:56.215
84	93	John Rosenkilde		Blå	22	1:55.729	14	17.715	0.253	21	1:57.000
85	596	Pia Petersen		Blå	23	1:55.983	10	17.969	0.254	30	1:56.025
86	333	Jørgen Paulsen		Blå	24	1:56.040	6	18.026	0.057	16	1:56.354
87	19	Kim Mouridtsen		Blå	25	1:56.323	4	18.309	0.283	9	1:59.177
88	665	Heinrich Weizer		Sort	40	1:57.507	30	19.493	1.184	48	2:02.062
89	911	Erlend Ringstad		Blå	26	1:57.507	27	19.493	0.000	46	1:57.752
90	2	Natascha Kure Bæhr		Blå	27	1:57.933	21	19.919	0.426	27	1:58.415

Fastest time : 1:38.014 in lap 26 by nbr. 18 : Jan Dalegården ()

Publication-time

Results: www.raceresults.se

Timekeeping by : MB Racesupport AB

			
Page 2 of 4			

Valhalla Racing

All groups all day
Final result Free Practice Friday

6 - 8 September 2024
Scandinavian Raceway - 4025mtr.


Pos	Nbr	Name	Car	Cls	PlC	Fastest	In	Gap	Diff	Laps	2nd time
91	52	Jonas Christiansen		Blå	28	1:57.967	9	19.953	0.034	15	2:01.144
92	11	Philip Zohard		Blå	29	1:58.627	15	20.613	0.660	26	2:00.862
93	880	Henrik Nielsen		Blå	30	1:58.768	6	20.754	0.141	7	1:59.764
94	88	Nicolai schunck		Blå	31	1:58.853	12	20.839	0.085	31	1:59.192
95	6	Jonathan Hansen		Blå	32	1:58.927	31	20.913	0.074	32	2:01.209
96	37	Stefan Larsen		Blå	33	1:59.492	36	21.478	0.565	37	2:01.487
97	616	Casper Larsen		Blå	34	1:59.671	13	21.657	0.179	14	2:00.555
98	17	Mathias Hougaard Vammen		Blå	35	1:59.926	9	21.912	0.255	20	2:01.926
99	84	Kasper Øxenholt		Blå	36	2:00.102	26	22.088	0.176	30	2:00.251
100	338	Reidar Mouhle	Honda	Blå	37	2:00.303	3	22.289	0.201	7	2:00.808
101	6	Mikael Nielsen		Blå	38	2:00.373	18	22.359	0.070	44	2:02.990
102	228	Stefan Kruse Vestergaard		Blå	39	2:00.657	32	22.643	0.284	35	2:02.182
103	114	Frank Svendsen		Grøn	1	2:00.809	16	22.795	0.152	21	2:04.591
104	133	Eivind Helgaker		Blå	40	2:00.962	12	22.948	0.153	27	2:01.617
105	102	Danni Bergmann		Blå	41	2:01.308	20	23.294	0.346	26	2:01.761
106	574	Denesi Brian Varta		Blå	42	2:01.439	8	23.425	0.131	11	2:01.452
107	101	Thomas Berggren		Blå	43	2:01.483	18	23.469	0.044	21	2:02.204
108	48	Nicolai Mogensen		Grøn	2	2:01.664	26	23.650	0.181	28	2:01.880
109	47	Morten Blenstrup		Blå	44	2:01.686	16	23.672	0.022	23	2:02.044
110	163	Martin Born		Grøn	3	2:02.032	37	24.018	0.346	39	2:02.639
111	55	Kasper Ludvigsen		Blå	45	2:02.120	10	24.106	0.088	36	2:03.074
112	137	Mikkel Høgh-schmidt		Blå	46	2:02.395	12	24.381	0.275	32	2:02.450
113	16	Christian Wedebye		Grøn	4	2:02.448	40	24.434	0.053	43	2:02.904
114	27	Kristian Høg		Blå	47	2:02.956	19	24.942	0.508	20	2:03.346
115	21	Pia Meejach		Blå	48	2:03.049	10	25.035	0.093	48	2:04.793
116	196	Per Petersen		Grøn	5	2:03.304	17	25.290	0.255	27	2:05.722
117	451	Kim Korn		Blå	49	2:03.686	27	25.672	0.382	34	2:04.355
118	14	Jesper Bendtsen		Sort	41	2:04.359	31	26.345	0.673	41	2:06.996
119	22	Rene Hebnes		Blå	50	2:05.414	29	27.400	1.055	33	2:06.075
120	475	Betina Poulsen		Blå	51	2:05.746	11	27.732	0.332	26	2:06.296
121	150	Svein Daae		Blå	52	2:06.187	13	28.173	0.441	29	2:06.960
122	111	Johnny Rasmussen		Grøn	6	2:06.407	17	28.393	0.220	18	2:07.182
123	24	Tom Jensen		Grøn	7	2:06.682	31	28.668	0.275	41	2:07.589
124	67	Marcus Will		Blå	53	2:07.080	18	29.066	0.398	20	2:09.237
125	144	Shur Odne		Grøn	8	2:08.747	7	30.733	1.667	11	2:09.392
126	168	Nikolaj Hentze		Grøn	9	2:08.756	18	30.742	0.009	27	2:08.838
127	298	Ulrik Bach Nielsen		Grøn	10	2:09.386	18	31.372	0.630	40	2:13.384
128	444	Mia		Blå	54	2:11.463	5	33.449	2.077	7	2:13.526
129	66	Sebastian Pickut	Kawasaki ZX6R	Grøn	11	2:11.673	32	33.659	0.210	33	2:14.085
130	88	Bertil Diderichsen		Grøn	12	2:13.315	38	35.301	1.642	39	2:16.073
131	884	Per Lydolph		Grøn	13	2:17.101	3	39.087	3.786	7	2:17.679
132	295	Kevin Khakie Mottagh		Grøn	14	2:17.191	15	39.177	0.090	34	2:17.317
133	165	Jens (Brian Jensen)		Grøn	15	2:17.403	21	39.389	0.212	36	2:18.914
134	35	Laust Olsen		Grøn	16	2:17.560	23	39.546	0.157	38	2:17.683
135	999	Frederik Rise		Grøn	17	2:17.900	30	39.886	0.340	31	2:18.810

Fastest time : 1:38.014 in lap 26 by nbr. 18 : Jan Dalegården ()

Publication-time

Results: www.raceresults.se

Timekeeping by : MB Racesupport AB

			
Page 3 of 4			

Valhalla Racing

All groups all day
Final result Free Practice Friday

6 - 8 September 2024
Scandinavian Raceway - 4025mtr.


Pos	Nbr	Name	Car	Cls	PlC	Fastest	In	Gap	Diff	Laps	2nd time
136	38	Erik Krogsdal Jørgensen		Blå	55	2:18.428	3	40.414	0.528	9	2:22.035
137	77	Ib Pedersen		Grøn	18	2:18.619	32	40.605	0.191	40	2:19.259
138	127	Jon Jensen		Grøn	19	2:19.001	17	40.987	0.382	19	2:19.255
139	137	Carsten Larsen		Sort	42	2:19.109	37	41.095	0.108	40	2:19.755
140	97	Kirsten Paulsen		Grøn	20	2:19.585	35	41.571	0.476	40	2:20.131
141	41	David Jørgensen		Grøn	21	2:19.746	24	41.732	0.161	25	2:20.508
142	595	Silke Schneemark		Blå	56	2:22.115	7	44.101	2.369	18	2:23.101
143	74	Freddie Hansen		Blå	57	2:23.769	10	45.755	1.654	30	2:26.634
144	9	Astrid Lundgren Virklund		Grøn	22	2:28.507	33	50.493	4.738	35	2:30.385
145	32	Benny Pedersen		Grøn	23	2:31.043	22	53.029	2.536	24	2:33.035
146	53	Line Berggreen		Grøn	24	2:47.500	16	1:09.486	16.457	18	2:49.915
147	772	Susie Holm		Grøn	25	2:53.484	12	1:15.470	5.984	32	2:54.175
148	180	Julia Møller	Yamaha	Grøn	26	2:58.521	28	1:20.507	5.037	29	2:59.054
149	316	Maja Larsen		Grøn	27	3:08.371	24	1:30.357	9.850	25	3:10.995
150	120	Patrick Pedersen		Blå	58					4	

Fastest time : 1:38.014 in lap 26 by nbr. 18 : Jan Dalegården ()

Publication-time

Results: www.raceresults.se

Timekeeping by : MB Racesupport AB

			
Page 4 of 4			