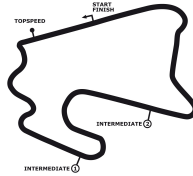


DTM Lausitzring

Lausitzring, length 3240 m

03. - 05.06.2016

SUPERBIKE IDM



Lap Analysis warm up, 04.06.2016

DMSB-Reg.No.: S-03/16

2 Roman Stamm , Kawasaki ZX-10R Superstock 1000 / CHE										theoretical besttime: 1:21.644								
Lap	Time	S1	V1	S2	V2	S3	V3	Vmax		Lap	Time	S1	V1	S2	V2	S3	V3	Vmax
1	2:02.729		192	23.518	230	29.946	253			5	1:21.837	29.720	199	22.727	236	29.390	255	271
2	1:21.989	29.781	200	22.743	239	29.465	256	270		6	1:22.486	30.371	195	22.709	237	29.406	257	270
3	1:21.885	29.772	199	22.686	238	29.427	257	270		7	1:22.136	30.098	200	22.534	241	29.504	257	272
4	1:29.009	34.848	102	24.500	231	29.661	257	273		8	2:27.362	33.069	151	55.064	171			262

5 Lukas Trautmann , Yamaha YZF-R1M Superbike / AUT										theoretical besttime: 1:21.039								
Lap	Time	S1	V1	S2	V2	S3	V3	Vmax		Lap	Time	S1	V1	S2	V2	S3	V3	Vmax
1	2:27.100		190	22.788	200	31.346	248			5	1:25.386	29.833	194	25.482	167	30.071	250	265
2	1:23.829	30.545	182	23.210	238	30.074	248	265		6	1:21.160	29.547	195	22.216	242	29.397	250	266
3	1:21.783	29.852	192	22.414	236	29.517	251	265		7	1:21.179	29.452	188	22.356	242	29.371	251	266
4	1:21.804	29.800	193	22.306	241	29.698	249	267		8	2:34.056	32.672	164	51.110	205			264

7 Marvin Fritz , Yamaha YZF-R1M Superbike / DEU										theoretical besttime: 1:21.122								
Lap	Time	S1	V1	S2	V2	S3	V3	Vmax		Lap	Time	S1	V1	S2	V2	S3	V3	Vmax
1	2:05.797		185	24.024	236	30.504	259			5	1:21.122	29.401	196	22.564	245	29.157	266	279
2	1:25.592	30.042	196	22.887	239	29.663	263	276		6	1:23.313	40.799	153	23.118	246	29.396	265	280
3	1:21.555	29.498	197	22.621	243	29.436	264	280		7	1:21.976	29.521	196	22.710	244	29.745	264	280
4	1:21.390	29.436	198	22.677	246	29.277	264	280		8	2:40.291	35.019	167	55.262	186			263

11 Ireneusz Sikora , BMW S 1000 RR Superbike / POL										theoretical besttime: 1:23.232								
Lap	Time	S1	V1	S2	V2	S3	V3	Vmax		Lap	Time	S1	V1	S2	V2	S3	V3	Vmax
1	1:41.620		169	24.949	185	32.569	257			5	1:26.082	32.665	172	23.255	229	30.162	260	260
2	1:25.892	31.627	183	23.841	209	30.724	260	252		6	1:23.486	30.615	183	22.925	230	29.946	261	270
3	1:25.204	31.217	186	23.280	213	30.707	258	268		7	1:26.428	30.361	190	25.920	214	30.147	262	272
4	1:25.488	31.176	179	23.341	223	30.971	258	260		8	2:14.944	35.151	142	44.361	165			247

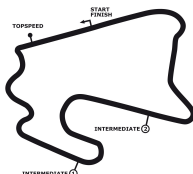
13 Ville Valtonen , Yamaha YZF-R1M Superstock 1000 / FIN										theoretical besttime: 1:22.988								
Lap	Time	S1	V1	S2	V2	S3	V3	Vmax		Lap	Time	S1	V1	S2	V2	S3	V3	Vmax
1	2:10.976		164	24.581	215	31.377	252			5	1:23.095	30.038	189	23.017	240	30.040	255	268
2	1:24.219	30.680	182	23.380	230	30.159	255	264		6	1:23.509	30.008	191	23.098	242	30.403	255	270
3	1:23.553	30.095	185	23.273	235	30.185	255	270		7	1:23.096	30.077	190	22.963	238	30.056	253	270
4	1:23.139	30.142	190	22.940	238	30.057	254	270		8	2:54.783	36.500	103	58.900	173			268

14 Koen Zeelen , Yamaha YZF-R1M Superstock 1000 / NLD										theoretical besttime: 1:23.097								
Lap	Time	S1	V1	S2	V2	S3	V3	Vmax		Lap	Time	S1	V1	S2	V2	S3	V3	Vmax
1	1:39.574		157	25.137	213	32.052	254			5	1:23.137	30.201	198	22.868	242	30.068	254	271
2	1:24.892	31.146	192	23.386	228	30.360	255	264		6	1:23.532	30.210	196	23.219	242	30.103	253	270
3	1:24.083	30.592	200	23.139	241	30.352	254	270		7	1:23.806	30.488	200	23.027	243	30.291	252	267
4	1:23.724	30.412	195	23.284	238	30.028	257	270		8	2:07.894	34.239	149	41.050	196			254

15 Philipp Gengelbach , BMW S 1000 RR Superstock 1000 / DEU										theoretical besttime: 1:24.415								
Lap	Time	S1	V1	S2	V2	S3	V3	Vmax		Lap	Time	S1	V1	S2	V2	S3	V3	Vmax
1	1:45.908		151	25.430	195	31.792	254			5	1:25.558	31.604	185	23.401	236	30.553	256	271
2	1:27.773	32.332	180	24.413	223	31.028	257	257		6	1:24.821	30.980	190	23.173	238	30.668	256	270
3	1:25.428	31.205	190	23.623	226	30.600	255	270		7	1:24.654	30.768	197	23.412	235	30.474	255	270
4	1:25.437	31.138	189	23.606	233	30.693	257	270		8	2:35.180	33.159	162	55.933	200			270

34 Marco Nekvasil , BMW S 1000 RR Superstock 1000 / AUT										theoretical besttime: 1:21.471								
Lap	Time	S1	V1	S2	V2	S3	V3	Vmax		Lap	Time	S1	V1	S2	V2	S3	V3	Vmax
1	1:37.178		183	23.981	224	30.845	260			6	1:22.081	29.679	197	22.883	250	29.519	261	276
2	1:24.309	31.067	195	23.325	235	29.917	260	274		7	1:21.661	29.414	201	22.905	249	29.342	258	276
3	1:22.348	30.034	200	22.886	246	29.428	258	275		8	1:22.072	29.572	198	22.946	245	29.554	258	274
4	1:26.992	29.870	198	25.606	187	31.516	262	275		9	2:21.162	33.354	171	42.315	205			272
5	1:21.588	29.496	200	22.715	249	29.377	261	277										

36 Marc Neumann , BMW S 1000 RR Superstock 1000 / DEU										theoretical besttime: 1:23.649								
Lap	Time	S1	V1	S2	V2	S3	V3	Vmax		Lap	Time	S1	V1	S2	V2	S3	V3	Vmax
1	1:40.785		172	24.931	207	31.535	252			5	1:24.182	30.383	189	23.392	227	30.407	251	262
2	1:24.607	30.900	191	23.400	221	30.307	253	264		6	1:23.823	30.230	190	23.355	226	30.238	254	262
3	1:24.305	30.539	188	23.379	224	30.387	255	262		7	1:23.773	30.240	192	23.280	223	30.253	252	263
4	1:23.862	30.346	189	23.377	225	30.139	254	263		8	2:14.537	32.573	144	44.055	194			264



Lap Analysis warm up, 04.06.2016

DMSB-Reg.No.: S-03/16

37 Arnaud Friedrich , BMW S 1000 RR Superstock 1000 / DEU theoretical besttime: 1:23.542

Lap	Time	S1	V1	S2	V2	S3	V3	Vmax	Lap	Time	S1	V1	S2	V2	S3	V3	Vmax
1	2:26.009		184	24.203	223	31.217	254		5	1:24.055	30.571	196	23.092	244	30.392	255	270
2	1:26.244	31.494	180	24.272	224	30.478	255	267	6	1:23.649	30.273	198	23.133	240	30.243	256	270
3	1:24.423	30.812	197	23.168	235	30.443	257	267	7	1:23.977	30.429	197	23.026	239	30.522	255	271
4	1:24.317	30.604	198	23.140	233	30.573	255	270	8	2:29.341	37.248	168	48.091	203			267

41 Mathieu Gines , BMW S 1000 RR Superbike / FRA theoretical besttime: 1:20.366

Lap	Time	S1	V1	S2	V2	S3	V3	Vmax	Lap	Time	S1	V1	S2	V2	S3	V3	Vmax
1	1:36.659		165	24.421	212	30.879	264		5	1:29.428	29.124	199	22.259	224	38.045	181	282
2	1:23.302	31.265	186	23.260	229	29.902	262	261	6	1:42.048	47.600	176	24.613	241	29.835	268	199
3	1:21.753	29.749	196	22.754	240	29.250	267	276	7	1:20.565	29.235	197	22.347	249	28.983	270	282
4	1:27.210	35.237	196	22.657	236	29.316	267	279	8	2:38.594	30.461	187	1:03.136	211			269

43 Luca Grünwald , Yamaha YZF-R1M Superstock 1000 / DEU theoretical besttime: 1:21.356

Lap	Time	S1	V1	S2	V2	S3	V3	Vmax	Lap	Time	S1	V1	S2	V2	S3	V3	Vmax
1	1:43.466		171	24.499	227	30.834	259		6	1:21.893	29.717	200	22.703	244	29.473	264	276
2	1:23.302	30.414	195	22.987	237	29.901	261	273	7	1:22.070	30.057	189	22.651	242	29.362	262	279
3	1:22.385	29.900	201	22.660	241	29.825	260	275	8	1:21.590	29.612	201	22.538	243	29.440	258	278
4	1:22.159	29.997	196	22.797	242	29.365	263	276	9	2:14.742	35.157	147	26.171	191			260
5	1:21.618	29.874	196	22.481	249	29.263	261	276									

44 Danny de Boer , Yamaha YZF-R1M Superstock 1000 / NLD theoretical besttime: 1:21.251

Lap	Time	S1	V1	S2	V2	S3	V3	Vmax	Lap	Time	S1	V1	S2	V2	S3	V3	Vmax
1	1:54.218		147	29.588	170	37.030	206		5	1:28.926	30.532	160	27.739	197	30.655	257	274
2	1:32.021	34.622	176	24.941	199	32.458	253	205	6	1:22.002	29.762	200	22.664	239	29.576	258	274
3	1:25.928	32.570	186	23.271	230	30.087	258	247	7	1:21.251	29.419	201	22.544	243	29.288	259	274
4	1:22.192	29.754	196	22.842	237	29.596	259	274	8	2:47.441	35.544	156	54.027	202			267

47 Rob Hartog , Kawasaki ZX-10R Superstock 1000 / NLD theoretical besttime: 1:22.886

Lap	Time	S1	V1	S2	V2	S3	V3	Vmax	Lap	Time	S1	V1	S2	V2	S3	V3	Vmax
1	1:42.378		186	24.185	223	30.939	255		5	1:33.869	30.432	199	33.086	232	30.351	254	275
2	1:27.845	33.825	196	23.337	223	30.683	256	270	6	1:23.149	30.025	197	23.103	236	30.021	254	271
3	1:24.175	31.149	197	23.048	244	29.978	255	269	7	1:23.248	30.347	200	22.883	240	30.018	255	271
4	1:24.102	30.621	197	23.030	244	30.451	258	271	8	2:51.057	33.768	145	59.599	203			271

48 Dominik Vincon , BMW S 1000 RR Superstock 1000 / DEU theoretical besttime: 1:22.467

Lap	Time	S1	V1	S2	V2	S3	V3	Vmax	Lap	Time	S1	V1	S2	V2	S3	V3	Vmax
1	1:46.152		167	24.879	228	31.003	255		5	1:25.931	31.990	192	23.537	246	30.404	254	271
2	1:24.345	31.033	198	23.205	244	30.107	257	270	6	1:22.932	30.150	196	23.087	248	29.695	255	271
3	1:24.032	31.181	196	23.063	235	29.788	257	265	7	1:22.913	29.856	197	22.934	247	30.123	245	271
4	1:23.121	30.108	198	22.916	242	30.097	255	274	8	2:43.237	38.912	115	55.812	198			264

49 Andrzej Pawelec , BMW S 1000 RR Superstock 1000 / POL theoretical besttime: 1:23.985

Lap	Time	S1	V1	S2	V2	S3	V3	Vmax	Lap	Time	S1	V1	S2	V2	S3	V3	Vmax
1	1:44.489		163	25.531	202	31.318	251		5	1:24.357	30.704	187	23.186	224	30.467	252	266
2	1:25.480	31.067	191	23.590	226	30.823	252	265	6	1:23.985	30.700	192	23.048	229	30.237	253	265
3	1:25.875	31.634	181	23.715	222	30.526	253	265	7	1:24.492	30.730	185	23.481	228	30.281	249	264
4	1:25.216	31.382	190	23.334	227	30.500	252	248	8	2:23.598	33.601	181	42.933	180			262

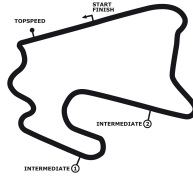
54 Michal Filla , BMW S 1000 RR Superstock 1000 / CZE theoretical besttime: 1:23.439

Lap	Time	S1	V1	S2	V2	S3	V3	Vmax	Lap	Time	S1	V1	S2	V2	S3	V3	Vmax
1	1:48.156		153	26.609	184	33.054	255		5	1:23.881	30.366	192	23.098	226	30.417	256	270
2	1:27.728	32.455	186	24.116	222	31.157	255	264	6	1:23.703	30.364	191	23.162	231	30.177	257	269
3	1:24.363	30.714	185	23.429	232	30.220	258	268	7	1:23.558	30.164	195	23.148	231	30.246	255	270
4	1:24.376	30.587	191	23.190	233	30.599	258	269	8	2:48.763	34.662	112	54.240	190			269

55 Pepijn Bijsterbosch , BMW S 1000 RR Superstock 1000 / NLD theoretical besttime: 1:22.074

Lap	Time	S1	V1	S2	V2	S3	V3	Vmax	Lap	Time	S1	V1	S2	V2	S3	V3	Vmax
1	1:38.844		171	24.608	193	30.940	260		6	1:23.221	30.466	192	22.937	245	29.818	257	278
2	1:23.786	30.979	192	22.900	230	29.907	264	264	7	1:22.262	30.139	195	22.659	242	29.464	262	274
3	1:22.658	30.295	194	22.707	242	29.656	264	277	8	1:22.547	29.951	196	22.806	242	29.790	263	278
4	1:23.007	30.309	203	22.913	243	29.785	263	279	9	2:31.356	34.837	141	44.227	173			272
5	1:22.892	30.187	192	22.698	236	30.007	262	277									

DTM Lausitzring
Lausitzring, length 3240 m
03. - 05.06.2016
SUPERBIKE IDM



Lap Analysis warm up, 04.06.2016

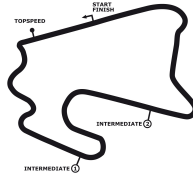
DMSB-Reg.No.: S-03/16

DTM Lausitzring

Lausitzring, length 3240 m

03. - 05.06.2016

SUPERBIKE IDM



DMSB-Reg.No.: S-03/16

Lap Analysis warm up, 04.06.2016

63 Jan Halbich , Honda CBR1000RR SP Superbike / CZE theoretical besttime: 1:22.310

Lap	Time	S1	V1	S2	V2	S3	V3	Vmax	Lap	Time	S1	V1	S2	V2	S3	V3	Vmax
1	1:37.567		168	24.431	202	31.468	260		6	1:24.930	32.476	203	22.683	226	29.771	262	267
2	1:24.497	30.938	188	23.310	211	30.249	262	264	7	1:22.635	30.071	208	22.762	235	29.802	262	276
3	1:22.801	29.856	202	22.871	217	30.074	262	273	8	1:22.685	29.895	207	22.961	235	29.829	260	276
4	1:23.067	30.342	198	22.843	234	29.882	261	276	9	2:22.793	33.696	137	40.187	195			276
5	1:22.879	30.045	207	22.797	228	30.037	260	272									

66 Florian Alt , Yamaha YZF-R1M Superbike / DEU theoretical besttime: 1:20.407

Lap	Time	S1	V1	S2	V2	S3	V3	Vmax	Lap	Time	S1	V1	S2	V2	S3	V3	Vmax
1	2:28.895		182	24.439	185	33.349	258		5	1:20.929	29.542	196	22.360	252	29.027	260	276
2	1:21.810	29.542	194	22.636	240	29.632	258	275	6	1:20.633	29.414	198	22.241	252	28.978	260	275
3	1:21.397	29.691	198	22.524	248	29.182	258	274	7	1:20.407	29.299	196	22.215	252	28.893	260	276
4	1:25.505	29.602	197	25.337	242	30.566	260	274	8	1:55.428	33.891	176	26.396	206			276

81 Florian Hüsler , BMW S 1000 RR Superstock 1000 / CHE theoretical besttime: 1:23.740

Lap	Time	S1	V1	S2	V2	S3	V3	Vmax	Lap	Time	S1	V1	S2	V2	S3	V3	Vmax
1	1:50.513		164	25.446	212	32.625	246		5	1:24.141	30.577	185	23.193	242	30.371	252	267
2	1:25.650	31.217	187	23.324	231	31.109	251	262	6	1:23.764	30.473	186	23.010	232	30.281	253	267
3	1:24.629	30.544	192	23.597	231	30.488	251	263	7	1:24.466	30.934	191	23.124	237	30.408	249	266
4	1:24.228	30.449	191	23.160	230	30.619	252	264	8	2:30.880	33.224	126	50.539	179			264

85 Björn Stuppi , BMW S 1000 RR Superstock 1000 / DEU theoretical besttime: 1:26.122

Lap	Time	S1	V1	S2	V2	S3	V3	Vmax	Lap	Time	S1	V1	S2	V2	S3	V3	Vmax
1	1:48.067		147	26.116	195	32.870	253		5	1:26.309	31.605	187	23.616	224	31.088	255	266
2	1:27.927	32.236	179	24.053	224	31.638	251	262	6	1:26.567	31.448	180	23.652	213	31.467	254	264
3	1:46.170	32.481	172	23.913	239			247	7	1:26.696	31.418	179	23.826	227	31.452	253	267
4	1:56.688	1:00.684	172	24.364	219	31.640	255		8	2:17.789	35.021	173	25.556	171			244

89 Stefan Kerschbaumer , Kawasaki ZX-10R Superstock 1000 / AUT theoretical besttime: 1:21.687

Lap	Time	S1	V1	S2	V2	S3	V3	Vmax	Lap	Time	S1	V1	S2	V2	S3	V3	Vmax
1	2:10.462		172	24.797	217	31.160	252		5	1:21.837	29.622	198	22.659	240	29.556	257	272
2	1:23.715	30.545	195	23.094	229	30.076	254	268	6	1:22.792	29.642	197	23.289	229	29.861	256	273
3	1:22.810	30.181	199	22.830	239	29.799	256	270	7	1:21.905	29.550	196	22.651	241	29.704	257	272
4	1:21.927	29.790	198	22.611	241	29.526	257	272	8	2:55.512	34.499	131	1:03.093	187			260

91 Bastien Mackels , BMW S 1000 RR Superbike / BEL theoretical besttime: 1:23.763

Lap	Time	S1	V1	S2	V2	S3	V3	Vmax	Lap	Time	S1	V1	S2	V2	S3	V3	Vmax
1	1:39.802		186	24.509	186	31.923	262		5	1:26.730	32.487	141	24.178	230	30.065	261	276
2	1:25.011	31.095	189	23.447	209	30.469	263	262	6	1:32.930	30.557	188	24.414	183	37.959	255	277
3	1:28.770	30.625	191	23.141	209	35.004	165	274	7	2:11.080	1:07.574	115	32.503	216	31.003	260	272
4	1:39.174	41.330	110	27.718	212	30.126	263	161	8	2:24.662	34.554	144	40.665	190			262

92 Daniel Kartheininger , Kawasaki ZX-10R Superstock 1000 / DEU theoretical besttime: 1:23.508

Lap	Time	S1	V1	S2	V2	S3	V3	Vmax	Lap	Time	S1	V1	S2	V2	S3	V3	Vmax
1	2:56.345		161	26.345	201	32.464	251		5	1:28.730	34.096	163	24.081	230	30.553	255	270
2	1:26.169	31.839	194	23.672	228	30.658	254	266	6	1:24.129	30.520	198	23.125	229	30.484	257	269
3	1:24.406	30.905	198	23.327	236	30.174	255	269	7	2:42.899	38.640	135	47.394	190			258
4	1:23.612	30.624	201	23.066	237	29.922	254	265									