

Lap Analysis race 1, 04.06.2016

DMSB-Reg.No.: S-03/16

2 Roman Stamm , Kawasaki ZX-10R Superstock 1000 / CHE										theoretical besttime: 1:20.469								
Lap	Time	S1	V1	S2	V2	S3	V3	Vmax		Lap	Time	S1	V1	S2	V2	S3	V3	Vmax
1	1:27.652	35.564	198	22.650	232	29.438	260			8	1:21.067	29.510	199	22.368	235	29.189	256	270
2	1:21.386	29.782	202	22.224	234	29.380	260	273		9	1:20.696	29.348	200	22.217	238	29.131	255	268
3	1:20.622	29.336	200	22.171	239	29.115	257	273		10	1:20.931	29.362	200	22.404	239	29.165	255	270
4	1:21.175	29.609	202	22.512	237	29.054	255	272		11	1:21.035	29.511	199	22.293	238	29.231	255	270
5	1:20.655	29.324	198	22.357	240	28.974	256	270		12	1:21.050	29.509	200	22.293	240	29.248	256	269
6	1:21.156	29.596	198	22.363	241	29.197	255	271		13	1:20.911	29.364	198	22.336	240	29.211	255	270
7	1:21.354	29.575	197	22.500	236	29.279	255	270		14	1:21.127	29.403	200	22.367	239	29.357	254	266

5 Lukas Trautmann , Yamaha YZF-R1M Superbike / AUT										theoretical besttime: 1:21.144								
Lap	Time	S1	V1	S2	V2	S3	V3	Vmax		Lap	Time	S1	V1	S2	V2	S3	V3	Vmax
1	1:29.865	36.952	188	22.772	229	30.141	257			8	1:21.519	29.584	192	22.467	230	29.468	258	271
2	1:22.280	30.181	197	22.620	242	29.479	257	272		9	1:22.132	29.849	189	22.600	228	29.683	257	271
3	1:21.636	29.872	194	22.379	237	29.385	257	272		10	1:21.871	29.612	194	22.425	232	29.834	258	272
4	1:22.340	29.859	189	22.695	226	29.786	258	272		11	1:21.244	29.533	196	22.406	238	29.305	258	272
5	1:21.672	29.655	196	22.555	234	29.462	258	272		12	1:21.787	29.688	194	22.432	240	29.667	257	270
6	1:21.602	29.627	194	22.318	236	29.657	258	272		13	1:22.043	29.744	194	22.313	247	29.986	257	267
7	1:21.384	29.526	195	22.409	248	29.449	257	272		14	1:21.753	29.546	192	22.338	249	29.869	256	271

7 Marvin Fritz , Yamaha YZF-R1M Superbike / DEU										theoretical besttime: 1:20.043								
Lap	Time	S1	V1	S2	V2	S3	V3	Vmax		Lap	Time	S1	V1	S2	V2	S3	V3	Vmax
1	1:36.337	34.011	200	22.300	253	40.026	264			8	1:21.238	29.774	193	22.401	254	29.063	268	279
2	1:20.488	29.190	197	22.132	245	29.166	270	276		9	1:21.336	29.385	188	22.567	232	29.384	267	282
3	1:21.697	30.030	193	22.408	239	29.259	268	276		10	1:21.049	29.468	195	22.359	240	29.222	264	280
4	1:21.034	29.479	200	22.586	244	28.969	266	280		11	1:20.688	29.203	198	22.484	241	29.001	264	274
5	1:20.517	29.417	198	22.068	245	29.032	266	273		12	1:20.567	29.268	198	22.270	247	29.029	265	277
6	1:20.261	29.170	196	22.213	248	28.878	268	281		13	1:21.180	29.746	195	22.456	247	28.978	265	278
7	1:20.873	29.624	203	22.256	244	28.993	266	279		14	1:20.662	29.097	197	22.444	240	29.121	266	278

11 Ireneusz Sikora , BMW S 1000 RR Superbike / POL										theoretical besttime: 1:22.303								
Lap	Time	S1	V1	S2	V2	S3	V3	Vmax		Lap	Time	S1	V1	S2	V2	S3	V3	Vmax
1	1:32.958	38.598	182	23.724	205	30.636	265			8	1:22.464	30.019	187	22.640	225	29.805	264	268
2	1:23.788	30.741	183	23.058	216	29.989	263	247		9	1:22.965	30.345	183	22.802	221	29.818	264	263
3	1:23.469	30.651	180	22.948	209	29.870	264	260		10	1:23.029	30.343	187	22.825	216	29.861	265	262
4	1:22.863	30.331	193	22.755	218	29.777	260	258		11	1:23.246	30.498	187	22.769	215	29.979	265	259
5	1:22.881	30.242	186	22.972	226	29.667	262	262		12	1:23.209	30.393	186	22.896	224	29.920	263	268
6	1:22.449	30.064	187	22.741	225	29.644	262	269		13	1:22.907	30.193	188	22.823	224	29.891	260	272
7	1:22.551	30.090	189	22.744	222	29.717	264	266		14	1:22.979	30.302	184	22.855	226	29.822	261	266

13 Ville Valtonen , Yamaha YZF-R1M Superstock 1000 / FIN										theoretical besttime: 1:22.472								
Lap	Time	S1	V1	S2	V2	S3	V3	Vmax		Lap	Time	S1	V1	S2	V2	S3	V3	Vmax
1	1:31.287	37.516	180	23.527	223	30.244	257			8	1:23.182	30.323	191	22.969	236	29.890	254	271
2	1:23.000	30.118	191	22.959	237	29.923	255	272		9	1:23.074	30.061	196	22.940	231	30.073	255	265
3	1:22.995	29.973	191	22.975	233	30.047	254	271		10	1:23.527	30.169	193	23.123	231	30.235	255	269
4	1:23.198	30.305	194	22.987	237	29.906	256	267		11	1:23.524	30.295	191	23.103	239	30.126	256	262
5	1:22.777	30.052	197	22.806	236	29.919	254	270		12	1:23.767	30.696	188	23.080	239	29.991	257	264
6	1:22.768	29.841	196	22.882	238	30.045	254	267		13	1:23.123	30.235	191	22.907	232	29.981	257	271
7	1:23.278	30.001	191	22.906	236	30.371	257	269		14	1:22.947	30.099	189	23.023	230	29.825	257	270

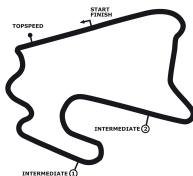
14 Koen Zeelen , Yamaha YZF-R1M Superstock 1000 / NLD										theoretical besttime: 1:22.460								
Lap	Time	S1	V1	S2	V2	S3	V3	Vmax		Lap	Time	S1	V1	S2	V2	S3	V3	Vmax
1	1:31.827	38.227	189	23.335	237	30.265	260			8	1:23.135	30.026	196	23.046	246	30.063	254	269
2	1:22.960	30.115	200	22.933	245	29.912	260	265		9	1:23.221	30.159	200	22.957	238	30.105	255	268
3	1:22.936	30.062	198	22.797	245	30.077	258	268		10	1:23.509	30.129	198	23.020	233	30.360	254	269
4	1:23.054	30.161	200	23.158	232	29.735	258	271		11	1:23.554	30.208	194	23.083	240	30.263	254	265
5	1:22.684	30.077	200	22.720	240	29.887	257	265		12	1:23.471	30.321	195	23.004	238	30.146	254	268
6	1:22.788	30.005	200	22.750	242	30.033	257	267		13	1:23.420	30.485	191	22.937	233	29.998	257	266
7	1:22.710	30.019	199	22.764	246	29.927	255	267		14	1:22.939	30.097	185	22.968	236	29.874	256	270

DTM Lausitzring

Lausitzring, length 3240 m

03. - 05.06.2016

SUPERBIKE IDM



DMSB-Reg.No.: S-03/16

Lap Analysis race 1, 04.06.2016

15 Philipp Gengelbach , BMW S 1000 RR Superstock 1000 / DEU theoretical besttime: 1:23.006

Lap	Time	S1	V1	S2	V2	S3	V3	Vmax	Lap	Time	S1	V1	S2	V2	S3	V3	Vmax
1	1:32.523	38.397	183	23.567	236	30.559	259		8	1:24.640	30.412	197	22.948	225	31.280	252	269
2	1:23.006	30.191	193	22.752	242	30.063	258	274	9	1:24.612	31.125	193	23.067	236	30.420	255	269
3	2:18.231	1:05.515	179	27.914	197			272	10	1:24.590	30.714	192	23.339	228	30.537	257	270
4	1:59.670	1:04.969	184	23.881	237	30.820	254		11	1:25.334	30.863	196	23.238	228	31.233	257	270
5	1:24.602	30.878	199	23.201	236	30.523	256	270	12	1:24.873	30.886	191	23.289	228	30.698	256	270
6	1:25.985	30.460	193	23.107	236	32.418	256	270	13	1:24.466	30.602	196	23.233	239	30.631	254	272
7	1:24.076	30.510	191	23.089	241	30.477	254	270									

34 Marco Nekvasil , BMW S 1000 RR Superstock 1000 / AUT theoretical besttime: 1:21.148

Lap	Time	S1	V1	S2	V2	S3	V3	Vmax	Lap	Time	S1	V1	S2	V2	S3	V3	Vmax
1	1:29.073	36.078	200	23.176	229	29.819	263		8	1:21.643	29.511	197	22.679	244	29.453	261	275
2	1:21.812	29.743	197	22.800	242	29.269	260	278	9	1:21.842	29.755	194	22.818	249	29.269	264	276
3	1:21.513	29.770	196	22.593	248	29.150	261	275	10	1:21.956	29.494	193	23.213	244	29.249	263	279
4	1:22.607	30.465	196	22.604	248	29.538	262	275	11	1:21.604	29.460	192	22.807	249	29.337	260	279
5	1:21.563	29.676	189	22.741	248	29.146	262	277	12	1:21.939	29.642	196	22.902	243	29.395	260	276
6	1:21.713	29.739	197	22.632	248	29.342	260	276	13	1:21.967	29.686	197	22.792	249	29.489	261	275
7	1:21.614	29.409	194	22.882	246	29.323	260	275	14	1:21.719	29.553	200	22.800	249	29.366	260	275

36 Marc Neumann , BMW S 1000 RR Superstock 1000 / DEU theoretical besttime: 1:22.466

Lap	Time	S1	V1	S2	V2	S3	V3	Vmax	Lap	Time	S1	V1	S2	V2	S3	V3	Vmax
1	1:32.245	37.881	182	23.544	223	30.820	257		8	1:23.144	30.208	190	23.035	221	29.901	255	257
2	1:23.530	30.694	184	23.087	229	29.749	257	265	9	1:22.974	29.979	187	23.056	217	29.939	253	261
3	1:22.719	30.091	181	22.990	224	29.638	257	262	10	1:23.435	30.142	190	23.152	222	30.141	255	258
4	1:22.924	30.057	183	23.076	218	29.791	258	263	11	1:23.813	30.775	192	22.986	217	30.052	256	261
5	1:22.866	30.042	189	23.071	220	29.753	254	262	12	1:23.606	30.338	180	23.158	220	30.110	254	255
6	1:22.615	29.972	187	22.856	219	29.787	257	258	13	1:23.135	30.159	187	22.949	222	30.027	255	254
7	1:22.909	30.103	194	22.987	224	29.819	255	255	14	1:23.143	30.170	188	23.001	221	29.972	254	260

37 Arnaud Friedrich , BMW S 1000 RR Superstock 1000 / DEU theoretical besttime: 1:23.673

Lap	Time	S1	V1	S2	V2	S3	V3	Vmax	Lap	Time	S1	V1	S2	V2	S3	V3	Vmax
1	1:50.402	55.507	195	24.131	240	30.764	256		8	1:24.135	30.642	199	23.173	241	30.320	257	270
2	1:24.738	30.812	197	23.570	240	30.356	257	270	9	1:24.192	30.415	198	23.341	238	30.436	257	271
3	1:24.466	30.703	202	23.381	242	30.382	258	272	10	1:24.304	30.380	201	23.138	246	30.786	257	270
4	1:24.450	30.874	197	23.376	239	30.200	258	272	11	1:24.383	30.660	201	23.302	238	30.421	257	270
5	1:24.402	30.557	198	23.349	238	30.496	257	272	12	1:24.747	30.593	204	23.596	233	30.558	256	272
6	1:24.177	30.600	200	23.093	242	30.484	257	271	13	1:24.766	30.942	200	23.456	240	30.368	258	270
7	1:24.299	30.622	202	23.226	240	30.451	257	270	14	1:24.598	30.915	198	23.338	236	30.345	258	272

41 Mathieu Gines , BMW S 1000 RR Superbike / FRA theoretical besttime: 1:19.659

Lap	Time	S1	V1	S2	V2	S3	V3	Vmax	Lap	Time	S1	V1	S2	V2	S3	V3	Vmax
1	1:26.696	35.055	193	22.334	245	29.307	268		8	1:20.599	29.406	200	22.279	248	28.914	270	276
2	1:20.184	29.190	197	22.188	238	28.806	270	279	9	1:20.373	29.030	199	22.328	243	29.015	268	280
3	1:19.691	28.790	201	22.082	246	28.819	270	283	10	1:20.897	29.453	200	22.249	246	29.195	269	278
4	1:20.412	29.371	192	22.254	246	28.787	270	276	11	1:20.859	29.456	196	22.332	245	29.071	269	274
5	1:20.085	29.031	197	22.142	245	28.912	270	281	12	1:20.684	29.384	200	22.226	242	29.074	269	265
6	1:20.748	29.210	201	22.375	230	29.163	269	274	13	1:20.736	29.400	197	22.254	243	29.082	268	278
7	1:20.879	29.494	194	22.349	240	29.036	270	272	14	1:20.869	29.437	198	22.237	242	29.195	267	261

43 Luca Grünwald , Yamaha YZF-R1M Superstock 1000 / DEU theoretical besttime: 1:20.540

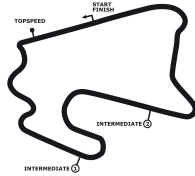
Lap	Time	S1	V1	S2	V2	S3	V3	Vmax	Lap	Time	S1	V1	S2	V2	S3	V3	Vmax
1	1:27.985	35.664	192	22.793	236	29.528	262		8	1:20.989	29.514	195	22.392	241	29.083	262	272
2	1:21.326	29.621	203	22.576	244	29.129	263	275	9	1:21.122	29.514	197	22.359	244	29.249	260	274
3	1:21.179	29.757	202	22.289	246	29.133	261	272	10	1:20.882	29.470	201	22.336	246	29.076	261	274
4	1:20.971	29.318	202	22.309	242	29.344	260	275	11	1:20.837	29.418	198	22.312	248	29.107	262	274
5	1:20.897	29.455	198	22.399	248	29.043	262	275	12	1:20.811	29.390	202	22.336	246	29.085	262	274
6	1:20.691	29.401	197	22.307	248	28.983	262	276	13	1:21.010	29.554	195	22.358	246	29.098	260	274
7	1:21.329	29.529	195	22.471	239	29.329	261	276	14	1:21.025	29.502	200	22.239	242	29.284	263	271

DTM Lausitzring

Lausitzring, length 3240 m

03. - 05.06.2016

SUPERBIKE IDM



DMSB-Reg.No.: S-03/16

Lap Analysis race 1, 04.06.2016

44 Danny de Boer , Yamaha YZF-R1M Superstock 1000 / NLD theoretical besttime: 1:19.892

Lap	Time	S1	V1	S2	V2	S3	V3	Vmax	Lap	Time	S1	V1	S2	V2	S3	V3	Vmax
1	1:26.189	34.699	197	22.426	248	29.064	258		8	1:20.466	29.149	202	22.299	244	29.018	257	272
2	1:20.067	29.059	200	22.179	240	28.829	258	272	9	1:20.623	29.064	201	22.381	245	29.178	257	272
3	1:19.927	28.956	203	22.107	244	28.864	258	273	10	1:20.932	29.258	201	22.345	245	29.329	257	270
4	1:20.032	29.004	200	22.157	244	28.871	259	274	11	1:20.808	29.316	199	22.326	246	29.166	257	270
5	1:20.449	29.221	203	22.260	240	28.968	262	272	12	1:20.759	29.296	200	22.301	244	29.162	257	272
6	1:20.884	29.408	200	22.441	240	29.035	260	275	13	1:20.742	29.234	199	22.328	245	29.180	257	271
7	1:20.818	29.322	199	22.486	244	29.010	257	273	14	1:20.895	29.252	200	22.400	245	29.243	257	272

47 Rob Hartog , Kawasaki ZX-10R Superstock 1000 / NLD theoretical besttime: 1:22.084

Lap	Time	S1	V1	S2	V2	S3	V3	Vmax	Lap	Time	S1	V1	S2	V2	S3	V3	Vmax
1	1:29.683	36.477	190	23.000	232	30.206	255		8	1:22.726	30.180	200	22.667	241	29.879	252	266
2	1:22.996	30.142	201	22.848	242	30.006	256	269	9	1:22.262	29.758	200	22.715	244	29.789	254	268
3	1:22.717	30.239	199	22.658	240	29.820	255	271	10	1:22.869	29.905	197	22.905	246	30.059	253	269
4	1:22.751	30.033	197	22.761	239	29.957	254	269	11	1:22.751	29.875	200	22.816	233	30.060	253	268
5	1:22.719	30.112	199	22.701	237	29.906	257	270	12	1:22.684	29.882	200	22.910	247	29.892	254	269
6	1:22.193	29.725	197	22.688	240	29.780	254	272	13	1:22.922	29.801	200	22.914	244	30.207	254	267
7	1:22.532	30.028	200	22.579	236	29.925	253	270	14	1:22.385	29.827	201	22.734	246	29.824	254	267

48 Dominik Vincon , BMW S 1000 RR Superstock 1000 / DEU theoretical besttime: 1:21.290

Lap	Time	S1	V1	S2	V2	S3	V3	Vmax	Lap	Time	S1	V1	S2	V2	S3	V3	Vmax
1	1:28.256	35.856	193	23.022	238	29.378	258		8	1:21.965	29.725	196	22.698	244	29.542	259	272
2	1:21.814	29.741	201	22.993	245	29.080	257	268	9	1:21.831	29.648	196	22.749	239	29.434	258	272
3	1:22.547	29.512	197	22.810	246	30.225	244	272	10	1:21.982	29.653	196	22.867	243	29.462	258	270
4	1:22.790	30.489	194	22.749	245	29.552	258	263	11	1:21.794	29.598	198	22.971	247	29.225	258	273
5	1:21.568	29.694	194	22.753	244	29.121	259	271	12	1:22.390	29.576	203	23.088	249	29.726	257	272
6	1:21.704	29.686	196	22.727	244	29.291	258	273	13	1:21.968	29.631	198	22.760	248	29.577	258	272
7	1:22.265	29.832	195	22.731	243	29.702	259	273	14	1:21.734	29.560	198	22.730	247	29.444	258	273

49 Andrzej Pawelec , BMW S 1000 RR Superstock 1000 / POL theoretical besttime: 1:23.058

Lap	Time	S1	V1	S2	V2	S3	V3	Vmax	Lap	Time	S1	V1	S2	V2	S3	V3	Vmax
1	1:32.781	38.430	182	23.744	226	30.607	255		8	1:23.910	30.545	188	23.200	227	30.165	249	264
2	1:23.354	30.480	180	22.917	218	29.957	255	267	9	1:23.560	30.468	191	23.048	230	30.044	251	260
3	1:24.095	31.075	186	23.004	226	30.016	253	270	10	1:23.676	30.396	192	22.912	228	30.368	250	264
4	1:23.887	30.853	184	22.897	221	30.137	253	258	11	1:23.734	30.443	193	23.126	221	30.165	251	263
5	1:23.917	30.563	186	23.063	220	30.291	252	265	12	1:23.491	30.266	192	23.056	226	30.169	252	263
6	1:24.405	30.686	194	23.108	226	30.611	252	262	13	1:23.812	30.415	192	23.236	232	30.161	251	264
7	1:24.003	30.204	195	23.482	219	30.317	250	264	14	1:24.166	30.426	187	23.412	223	30.328	251	263

54 Michal Filla , BMW S 1000 RR Superstock 1000 / CZE theoretical besttime: 1:22.871

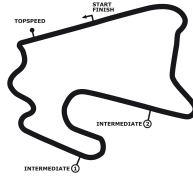
Lap	Time	S1	V1	S2	V2	S3	V3	Vmax	Lap	Time	S1	V1	S2	V2	S3	V3	Vmax
1	1:31.515	37.640	187	23.684	228	30.191	260		3	1:22.939	30.082	190	23.017	231	29.840	258	270
2	1:22.917	30.128	192	23.003	225	29.786	260	271	4	3:30.553	47.987	131	1:47.401	134			274

55 Pepijn Bijsterbosch , BMW S 1000 RR Superstock 1000 / NLD theoretical besttime: 1:21.360

Lap	Time	S1	V1	S2	V2	S3	V3	Vmax	Lap	Time	S1	V1	S2	V2	S3	V3	Vmax
1	1:30.177	37.164	191	23.057	230	29.956	265		8	1:21.673	29.820	202	22.520	244	29.333	266	278
2	1:22.708	30.301	192	22.637	240	29.770	264	270	9	1:21.719	29.759	197	22.531	246	29.429	264	279
3	1:21.505	29.804	197	22.370	244	29.331	266	280	10	1:21.570	29.838	200	22.383	244	29.349	267	279
4	1:21.994	29.764	196	22.697	241	29.533	264	281	11	1:21.937	29.880	196	22.551	247	29.506	265	282
5	1:21.917	29.834	196	22.639	240	29.444	263	276	12	1:21.615	29.768	203	22.571	246	29.276	266	279
6	1:21.695	29.876	196	22.418	249	29.401	266	277	13	1:21.754	29.772	193	22.543	244	29.439	262	280
7	1:21.956	29.852	200	22.543	238	29.561	265	280	14	1:21.814	29.714	203	22.386	242	29.714	266	278

63 Jan Halbich , Honda CBR1000RR SP Superbike / CZE theoretical besttime: 1:21.107

Lap	Time	S1	V1	S2	V2	S3	V3	Vmax	Lap	Time	S1	V1	S2	V2	S3	V3	Vmax
1	1:29.828	36.641	197	22.972	224	30.215	264		8	1:21.649	29.476	203	22.625	235	29.548	263	275
2	1:21.641	29.540	209	22.666	230	29.435	266	279	9	1:21.930	29.677	202	22.612	235	29.641	262	277
3	1:21.367	29.432	199	22.623	239	29.312	264	279	10	1:21.459	29.408	203	22.589	239	29.462	263	276
4	1:21.900	29.771	207	22.504	236	29.625	263	275	11	1:21.826	29.320	205	23.118	232	29.388	264	276
5	1:21.566	29.394	205	22.568	237	29.604	262	276	12	1:21.407	29.318	204	22.656	238	29.433	264	277
6	1:21.618	29.306	207	22.658	232	29.654	263	276	13	1:21.592	29.495	201	22.680	239	29.417	263	275
7	1:21.524	29.291	204	22.685	233	29.548	262	277	14	1:21.788	29.466	205	22.821	239	29.501	263	277



Lap Analysis race 1, 04.06.2016

66 Florian Alt , Yamaha YZF-R1M Superbike / DEU theoretical besttime: 1:20.146

Lap	Time	S1	V1	S2	V2	S3	V3	Vmax	Lap	Time	S1	V1	S2	V2	S3	V3	Vmax
1	1:25.024	33.733	200	22.239	250	29.052	260		8	1:20.999	29.660	198	22.294	246	29.045	262	271
2	1:20.228	29.204	200	22.143	252	28.881	260	274	9	1:20.769	29.330	201	22.223	253	29.216	262	279
3	1:20.327	29.137	198	22.295	250	28.895	260	276	10	1:20.594	29.206	200	22.228	250	29.160	263	278
4	1:20.358	29.176	199	22.128	250	29.054	259	275	11	1:21.060	29.301	200	22.537	250	29.222	263	278
5	1:20.495	29.212	200	22.242	250	29.041	261	275	12	1:21.053	29.449	199	22.435	251	29.169	261	279
6	1:20.896	29.348	200	22.543	247	29.005	259	276	13	1:20.945	29.352	201	22.376	250	29.217	263	276
7	1:21.339	29.512	196	22.659	243	29.168	262	274	14	1:21.105	29.472	201	22.461	252	29.172	262	277

81 Florian Hüsler , BMW S 1000 RR Superstock 1000 / CHE theoretical besttime: 1:23.271

Lap	Time	S1	V1	S2	V2	S3	V3	Vmax	Lap	Time	S1	V1	S2	V2	S3	V3	Vmax
1	1:37.728	42.722	193	24.444	221	30.562	252		8	1:24.220	30.360	192	23.274	235	30.586	250	265
2	1:24.171	30.898	187	23.104	239	30.169	252	265	9	1:24.906	30.701	188	23.573	228	30.632	250	264
3	1:23.967	30.417	189	23.175	235	30.375	251	265	10	1:24.816	30.698	191	23.344	227	30.774	250	263
4	1:23.949	30.185	197	23.216	229	30.548	251	265	11	1:25.188	31.072	192	23.368	237	30.748	251	264
5	1:23.909	30.463	193	23.107	241	30.339	251	264	12	1:25.340	31.009	186	23.513	233	30.818	249	263
6	1:24.492	30.969	188	23.176	237	30.347	252	263	13	1:25.115	30.720	189	23.543	227	30.852	249	262
7	1:24.030	30.681	194	22.917	237	30.432	252	265	14	1:25.216	31.590	184	23.137	233	30.489	251	262

85 Björn Stuppi , BMW S 1000 RR Superstock 1000 / DEU theoretical besttime: 1:24.857

Lap	Time	S1	V1	S2	V2	S3	V3	Vmax	Lap	Time	S1	V1	S2	V2	S3	V3	Vmax
1	1:34.429	39.768	184	23.767	225	30.894	258		8	1:25.373	31.106	182	23.625	237	30.642	256	266
2	1:25.378	30.908	184	23.545	223	30.925	257	263	9	1:25.673	30.915	186	23.621	229	31.137	254	266
3	1:25.076	30.917	189	23.312	235	30.847	258	270	10	1:25.552	31.061	184	23.549	228	30.942	257	267
4	1:25.783	31.134	184	23.712	225	30.937	257	268	11	1:25.443	31.067	190	23.417	227	30.959	256	272
5	1:25.352	31.157	192	23.452	231	30.743	258	264	12	1:25.875	31.191	186	23.573	228	31.111	257	269
6	1:25.319	31.061	184	23.454	227	30.804	257	267	13	1:25.762	30.964	186	23.545	230	31.253	254	271
7	1:24.889	30.920	189	23.307	235	30.662	255	264	14	1:25.756	31.095	187	23.515	230	31.146	253	265

89 Stefan Kerschbaumer , Kawasaki ZX-10R Superstock 1000 / AUT theoretical besttime: 1:20.946

Lap	Time	S1	V1	S2	V2	S3	V3	Vmax	Lap	Time	S1	V1	S2	V2	S3	V3	Vmax
1	1:27.467	35.388	196	22.723	239	29.356	259		8	1:21.360	29.475	197	22.571	241	29.314	258	274
2	1:21.436	29.538	197	22.541	240	29.357	258	273	9	1:21.254	29.407	201	22.457	242	29.390	258	273
3	1:21.918	29.963	201	22.389	237	29.566	260	271	10	1:21.329	29.481	202	22.428	240	29.420	258	273
4	1:21.102	29.341	198	22.403	237	29.358	259	274	11	1:21.696	29.426	198	22.675	238	29.595	257	273
5	1:21.218	29.479	200	22.477	240	29.262	260	272	12	1:21.746	29.661	196	22.574	240	29.511	257	272
6	1:21.356	29.458	198	22.553	236	29.345	259	274	13	1:21.883	29.659	200	22.624	238	29.600	258	272
7	1:21.149	29.447	199	22.486	244	29.216	259	274	14	1:21.902	29.593	201	22.588	236	29.721	258	272

91 Bastien Mackels , BMW S 1000 RR Superbike / BEL theoretical besttime: 1:21.255

Lap	Time	S1	V1	S2	V2	S3	V3	Vmax	Lap	Time	S1	V1	S2	V2	S3	V3	Vmax
1	1:28.807	35.873	199	23.221	215	29.713	264		8	1:21.542	29.527	195	22.647	232	29.368	268	279
2	1:22.565	29.698	199	22.935	230	29.932	262	275	9	1:21.858	29.765	192	22.818	232	29.275	269	284
3	1:21.780	29.706	196	22.609	229	29.465	265	276	10	1:22.213	29.844	190	22.961	222	29.408	266	277
4	1:22.448	30.147	186	22.889	219	29.412	267	279	11	1:22.238	29.701	197	22.765	235	29.772	267	281
5	1:21.613	29.734	192	22.671	222	29.208	265	282	12	1:21.829	29.589	197	22.695	228	29.545	267	279
6	1:21.509	29.653	195	22.569	239	29.287	265	276	13	1:21.931	29.644	190	22.746	233	29.541	262	279
7	1:21.367	29.478	198	22.626	231	29.263	266	279	14	1:21.789	29.543	192	22.673	232	29.573	266	276

92 Daniel Kartheininger , Kawasaki ZX-10R Superstock 1000 / DEU theoretical besttime: 1:21.643

Lap	Time	S1	V1	S2	V2	S3	V3	Vmax	Lap	Time	S1	V1	S2	V2	S3	V3	Vmax
1	1:30.641	37.390	189	23.388	225	29.863	258		8	1:22.735	30.372	197	22.738	233	29.625	259	265
2	1:22.577	29.959	193	22.816	236	29.802	259	269	9	1:22.231	29.985	196	22.670	235	29.576	256	269
3	1:22.645	29.970	204	22.900	223	29.775	244	270	10	1:22.811	29.976	196	22.847	229	29.988	256	271
4	1:23.153	30.197	196	23.100	223	29.856	257	248	11	1:22.787	30.035	203	22.919	235	29.833	258	270
5	1:22.265	30.117	196	22.682	239	29.466	257	270	12	1:22.802	30.100	203	22.758	231	29.944	256	269
6	1:21.922	29.699	205	22.478	230	29.745	257	268	13	1:22.785	29.942	198	22.944	226	29.899	257	270
7	1:22.472	30.028	190	22.659	231	29.785	258	269	14	1:22.441	30.044	193	22.821	238	29.576	257	271