



**GO FAST
OR GO
HOME**

BRACKET


RACING



Bracket 5 uren van Assen Laps and Sector Times - Race

15 June 2026
Assen - 4555mtr.

1										2TE team 1									
lap	Sect-1	Speed	Sect-2	Speed	Sect-3	Speed	TopSpeed	laptime	pit	lap	Sect-1	Speed	Sect-2	Speed	Sect-3	Speed	Topspeed	laptime	pit
1	49.405		56.569		30.524			2:16.498		72	44.792		47.817		26.591			1:59.200	
2	43.873		51.212		28.563			2:03.648		73	41.888		47.093		25.991			1:54.972	
3	43.200		52.185		28.193			2:03.578		74	41.582		46.885		26.085			1:54.552	
4	42.485		50.630		27.547			2:00.662		75	41.176		46.577		27.656			1:55.409	
5	42.567		49.039		26.660			1:58.266		76	41.750		46.696		25.802			1:54.248	
6	41.918		47.484		26.458			1:55.860		77	41.356		47.106		25.937			1:54.399	
7	41.727		48.148		26.917			1:56.792		78	41.500		46.904		Pit In			2:05.352	
8	42.390		47.885		26.524			1:56.799		79			48.587		28.530			2:24.087	
9	42.301		47.690		26.998			1:56.989		80	45.222		48.205		28.103			2:01.530	
10	42.443		47.557		26.432			1:56.432		81	42.262		52.058		29.307			2:03.627	
11	41.404		47.684		26.388			1:55.476		82	42.890		47.876		28.626			1:59.392	
12	42.018		47.219		28.372			1:57.609		83	42.732		49.028		29.684			2:01.444	
13	41.305		47.444		26.650			1:55.399		84	42.663		48.412		28.479			1:59.554	
14	41.580		46.971		26.642			1:55.193		85	42.381		49.512		28.285			2:00.178	
15	42.063		47.488		27.005			1:56.556		86	43.928		48.485		28.012			2:00.425	
16	41.591		47.285		27.176			1:56.052		87	42.448		48.355		28.452			1:59.255	
17	41.505		48.163		26.696			1:56.364		88	42.418		48.460		Pit In			2:06.519	
18	1:17.767		1:57.356		Pit In			4:22.671		89			47.887		26.176			2:26.978	
19			50.287		30.861			2:27.541		90	40.863		46.421		26.222			1:53.506	
20	43.287		50.872		28.484			2:02.643		91	40.569		46.466		25.669			1:52.704	
21	42.049		47.699		27.611			1:57.359		92	41.397		47.220		27.710			1:56.327	
22	42.548		47.834		28.569			1:58.951		93	41.643		45.505		25.536			1:52.684	
23	41.743		48.073		28.062			1:57.878		94	41.243		46.814		25.631			1:53.688	
24	42.185		47.745		27.920			1:57.850		95	40.852		46.307		25.475			1:52.634	
25	41.745		47.478		28.289			1:57.512		96	40.528		49.765		25.890			1:56.183	
26	41.800		47.078		27.641			1:56.519		97	40.409		45.736		26.256			1:52.401	
27	43.314		48.585		28.664			2:00.563		98	41.166		<u>45.119</u>		25.666			1:51.951	
28	42.377		50.527		Pit In			2:08.190		99	40.894		45.701		25.944			1:52.539	
29			47.861		26.537			2:24.615		100	43.266		54.398		1:19.915			2:57.579	
30	40.968		46.575		26.280			1:53.823		101	1:49.603		1:21.550		27.076			3:38.229	
31	41.203		48.106		27.970			1:57.279		102	41.154		45.267		25.363			1:51.784	
32	42.868		46.470		27.030			1:56.368		103	39.577		45.965		28.175			1:53.717	
33	41.405		46.088		25.953			1:53.446		104	1:31.043		1:46.264		47.728			4:05.035	
34	42.061		45.765		25.938			1:53.764		105	41.503		46.369		25.442			1:53.314	
35	41.382		46.642		25.624			1:53.648		106	<u>39.479</u>		45.852		25.425			1:50.756	
36	40.365		48.029		28.219			1:56.613		107	39.629		45.168		25.886			<u>1:50.683</u>	
37	41.003		46.290		<u>25.320</u>			1:52.613		108	42.664		46.844		Pit In			2:04.875	
38	40.688		48.558		26.065			1:55.311		109			46.777		26.622			2:18.308	
39	39.899		46.360		26.473			1:52.732		110	41.901		46.528		27.721			1:56.150	
40	41.113		45.765		26.319			1:53.197		111	41.678		46.377		26.418			1:54.473	
41	40.265		46.189		25.491			1:51.945		112	41.305		46.151		25.693			1:53.149	
42	42.327		45.912		Pit In			2:02.454		113	41.154		46.655		26.334			1:54.143	
43			45.680		25.564			2:08.455		114	40.956		46.109		26.681			1:53.746	
44	40.558		47.325		27.969			1:55.852		115	41.309		46.440		26.770			1:54.519	





**GO FAST
OR GO
HOME**

BRACKET

RACING



Bracket 5 uren van Assen Laps and Sector Times - Race

15 June 2026
Assen - 4555mtr.

45	43.659	46.101	Pit In	2:05.178	116	41.176	46.242	25.950	1:53.368
46		47.715	26.175	2:23.069	117	41.496	45.967	26.140	1:53.603
47	41.634	46.834	27.076	1:55.544	118	41.686	46.718	26.848	1:55.252
48	42.091	48.691	26.132	1:56.914	119	41.871	46.475	25.930	1:54.276
49	41.465	47.869	26.629	1:55.963	120	40.968	46.727	26.085	1:53.780
50	41.225	46.672	27.026	1:54.923	121	40.999	46.089	26.598	1:53.686
51	41.125	46.212	27.550	1:54.887	122	41.716	46.726	26.130	1:54.572
52	41.483	49.042	26.938	1:57.463	123	40.703	47.594	27.427	1:55.724
53	42.621	45.999	26.377	1:54.997	124	40.889	46.413	26.177	1:53.479
54	41.442	46.298	25.856	1:53.596	125	41.588	46.456	26.443	1:54.487
55	41.361	46.485	26.600	1:54.446	126	42.357	46.451	25.974	1:54.782
56	40.629	45.912	25.747	1:52.288	127	40.464	46.880	26.013	1:53.357
57	41.490	46.254	25.797	1:53.541	128	41.307	46.633	27.613	1:55.553
58	40.469	45.888	25.902	1:52.259	129	40.517	47.402	26.744	1:54.663
59	40.591	47.236	25.925	1:53.752	130	43.086	49.564	Pit In	2:06.533
60	40.354	45.407	25.782	1:51.543	131		46.167	25.830	2:15.835
61	42.182	46.116	25.527	1:53.825	132	1:07.521	1:53.850	1:16.818	4:18.189
62	39.868	46.344	26.450	1:52.662	133	1:41.544	1:55.149	1:16.029	4:52.722
63	40.519	1:33.165	1:11.744	3:25.428	134	1:41.849	1:34.998	28.014	3:44.861
64	1:31.909	58.550	Pit In	3:03.576	135	43.862	46.985	25.937	1:56.784
65	Pit Out	47.689	26.601	2:17.576	136	41.031	47.168	25.913	1:54.112
66	41.552	47.055	26.178	1:54.785	137	40.941	47.825	26.540	1:55.306
67	41.435	46.668	26.021	1:54.124	138	43.003	46.483	26.430	1:55.916
68	41.550	46.778	28.557	1:56.885	139	40.842	46.844	26.406	1:54.092
69	1:37.611	1:58.766	1:18.902	4:55.279	140	40.776	46.725	26.197	1:53.698
70	1:41.737	2:04.575	1:21.974	5:08.286	141	41.288	46.044	26.147	1:53.479
71	1:41.066	1:34.599	30.446	3:46.111	142				

2		2TE team 2																			
lap	Sect-1	Speed	Sect-2	Speed	Sect-3	Speed	TopSpeed	laptime	pit	lap	Sect-1	Speed	Sect-2	Speed	Sect-3	Speed	TopSpeed	laptime	pit		
1	51.410		58.691		30.373			2:20.474		70	44.435		47.457		25.920			1:57.812			
2	42.835		53.740		29.138			2:05.713		71	42.230		48.478		26.172			1:56.880			
3	41.914		51.998		26.522			2:00.434		72	42.761		47.778		26.449			1:56.988			
4	41.119		49.932		28.083			1:59.134		73	40.733		46.964		26.833			1:54.530			
5	41.360		48.086		27.063			1:56.509		74	41.356		47.412		25.634			1:54.402			
6	41.815		48.377		26.482			1:56.674		75	40.504		46.781		25.718			1:53.003			
7	42.009		48.052		26.223			1:56.284		76	41.025		47.451		27.330			1:55.806			
8	40.469		47.388		26.232			1:54.089		77	40.085		46.765		26.075			1:52.925			
9	42.005		47.781		26.665			1:56.451		78	40.723		46.811		26.370			1:53.904			
10	41.607		49.233		25.865			1:56.705		79	42.077		46.422		26.113			1:54.612			
11	41.241		48.034		25.815			1:55.090		80	40.499		46.377		26.207			1:53.083			
12	42.097		46.818		28.677			1:57.592		81	40.647		46.862		26.472			1:53.981			
13	41.451		47.731		26.757			1:55.939		82	40.381		46.187		25.519			<u>1:52.087</u>			
14	41.010		46.269		25.416			1:52.695		83	40.205		49.899		26.175			1:56.279			
15	40.538		46.356		<u>25.356</u>			1:52.250		84	41.440		46.834		Pit In			2:02.489			
16	40.953		46.496		25.601			1:53.050		85			48.807		28.021			2:25.368			





**GO FAST
OR GO
HOME**

BRACKET

RACING



Bracket 5 uren van Assen Laps and Sector Times - Race

15 June 2026
Assen - 4555mtr.

17	<u>40.007</u>	46.776	Pit In	2:01.275	86	43.884	49.355	27.905	2:01.144
18	Pit Out	1:54.563	46.202	4:29.457	87	42.756	49.697	29.096	2:01.549
19	43.275	49.006	28.228	2:00.509	88	43.431	48.368	28.256	2:00.055
20	43.835	48.477	27.790	2:00.102	89	43.334	48.978	28.621	2:00.933
21	43.638	50.330	28.065	2:02.033	90	43.215	50.444	28.903	2:02.562
22	43.015	48.474	28.485	1:59.974	91	43.588	49.479	28.935	2:02.002
23	43.367	49.063	27.853	2:00.283	92	43.899	48.831	29.197	2:01.927
24	42.807	48.729	27.995	1:59.531	93	44.175	49.526	29.347	2:03.048
25	44.293	48.314	28.032	2:00.639	94	45.245	50.518	Pit In	2:13.469
26	43.128	49.082	28.035	2:00.245	95		47.813	27.025	2:21.997
27	43.657	48.534	27.975	2:00.166	96	41.298	46.831	27.394	1:55.523
28	43.184	50.785	27.758	2:01.727	97	40.775	47.100	26.739	1:54.614
29	44.091	48.172	28.161	2:00.424	98	42.044	1:13.675	1:12.578	3:08.297
30	43.993	49.943	28.324	2:02.260	99	1:40.306	1:10.857	26.847	3:18.010
31	43.307	48.710	Pit In	2:08.525	100	42.299	48.222	26.345	1:56.866
32		47.665	28.147	2:24.234	101	40.763	48.059	49.306	2:18.128
33	41.982	48.153	26.918	1:57.053	102	1:33.742	1:43.151	27.999	3:44.892
34	41.301	47.147	26.798	1:55.246	103	41.129	47.551	26.543	1:55.223
35	41.115	48.009	26.731	1:55.855	104	41.070	48.423	26.302	1:55.795
36	41.207	47.254	26.860	1:55.321	105	40.603	47.309	26.457	1:54.369
37	43.987	50.443	30.113	2:04.543	106	41.326	47.060	26.913	1:55.299
38	45.822	49.489	29.355	2:04.666	107	41.405	46.895	27.760	1:56.060
39	44.763	51.268	29.093	2:05.124	108	41.098	46.500	26.856	1:54.454
40	44.963	51.003	29.255	2:05.221	109	42.926	50.033	Pit In	2:12.845
41	44.445	48.756	27.438	2:00.639	110		52.100	29.107	3:13.392
42	43.183	50.367	28.088	2:01.638	111	44.816	52.053	29.512	2:06.381
43	43.470	49.936	28.124	2:01.530	112	44.747	50.078	29.258	2:04.083
44	43.117	47.692	27.389	1:58.198	113	44.561	50.132	28.752	2:03.445
45	43.266	48.569	28.807	2:00.642	114	44.235	50.360	28.627	2:03.222
46	44.586	49.671	29.595	2:03.852	115	44.135	50.403	29.579	2:04.117
47	43.448	49.872	28.555	2:01.875	116	44.589	50.233	29.079	2:03.901
48	43.132	52.255	29.582	2:04.969	117	43.942	49.843	29.029	2:02.814
49	43.944	49.770	28.814	2:02.528	118	44.089	50.219	28.782	2:03.090
50	43.881	48.351	28.911	2:01.143	119	43.969	50.035	28.829	2:02.833
51	43.257	49.077	28.409	2:00.743	120	44.210	50.323	Pit In	2:14.259
52	42.356	48.497	28.374	1:59.227	121	Pit Out	47.052	26.947	2:21.174
53	41.637	<u>45.630</u>	Pit In	2:01.462	122	40.505	46.847	26.584	1:53.936
54		52.863	30.861	2:39.520	123	40.951	47.302	26.240	1:54.493
55	46.752	53.811	31.071	2:11.634	124	41.250	48.840	27.248	1:57.338
56	47.172	53.348	30.507	2:11.027	125	41.046	46.827	25.875	1:53.748
57	45.833	52.835	30.578	2:09.246	126	41.654	47.478	25.571	1:54.703
58	45.379	52.396	30.983	2:08.758	127	41.627	47.151	26.453	1:55.231
59	45.679	52.109	29.809	2:07.597	128	41.950	1:27.727	1:10.743	3:20.420
60	45.140	51.290	29.458	2:05.888	129	1:36.646	1:54.183	1:18.581	4:49.410
61	45.942	1:32.976	1:11.953	3:30.871	130	1:40.191	1:59.414	1:08.168	4:47.773





**GO FAST
OR GO
HOME**

BRACKET

RACING



Bracket 5 uren van Assen Laps and Sector Times - Race

15 June 2026
Assen - 4555mtr.

62	1:32.133	1:02.830	29.720	3:04.683	131	46.668	51.302	28.079	2:06.049
63	44.704	51.779	29.787	2:06.270	132	41.884	48.039	26.105	1:56.028
64	44.710	51.167	29.246	2:05.123	133	40.512	47.318	25.915	1:53.745
65	44.649	51.046	30.275	2:05.970	134	40.833	46.303	26.721	1:53.857
66	45.386	51.302	Pit In	2:27.496	135	40.403	48.046	26.687	1:55.136
67	Pit Out	1:49.356	1:11.018	4:45.929	136	40.406	46.639	25.876	1:52.921
68	1:37.737	1:50.912	Pit In	4:38.732	137	40.973	46.726	26.418	1:54.117
69		1:32.667	30.297	3:41.343	138	41.282	48.300	27.687	1:57.269

3		2TE team 3																	
lap	Sect-1	Speed	Sect-2	Speed	Sect-3	Speed	TopSpeed	laptime	pit	lap	Sect-1	Speed	Sect-2	Speed	Sect-3	Speed	Topspeed	laptime	pit
1	46.741		54.754		30.150		2:11.645			72	Pit Out		1:28.954		29.314			3:44.375	
2	43.871		52.231		28.420		2:04.522			73	43.112		46.475		26.701			1:56.288	
3	42.276		50.187		28.147		2:00.610			74	42.041		46.892		26.558			1:55.491	
4	41.459		48.783		27.435		1:57.677			75	40.949		46.818		26.358			1:54.125	
5	41.282		49.063		27.724		1:58.069			76	41.122		46.459		26.214			1:53.795	
6	41.030		47.805		26.842		1:55.677			77	4:31.936		46.979		26.336			5:45.251	
7	40.900		46.748		26.598		1:54.246			78	41.139		46.009		26.179			1:53.327	
8	41.529		47.473		27.042		1:56.044			79	41.684		45.955		26.352			1:53.991	
9	40.761		46.761		26.765		1:54.287			80	40.822		45.323		26.076			1:52.221	
10	40.893		46.565		26.748		1:54.206			81	40.387		46.306		26.633			1:53.326	
11	41.112		46.619		26.365		1:54.096			82	39.803		46.943		26.326			1:53.072	
12	40.929		46.300		26.430		1:53.659			83	39.878		45.196		25.910			1:50.984	
13	41.153		46.583		26.376		1:54.112			84	40.158		44.996		25.672			1:50.826	
14	40.742		47.342		27.649		1:55.733			85	39.898		45.761		25.462			1:51.121	
15	40.866		46.064		26.697		1:53.627			86	40.065		47.340		26.049			1:53.454	
16	41.120		46.018		26.465		1:53.603			87	39.529		45.496		25.283			1:50.308	
17	40.955		46.235		26.551		1:53.741			88	39.886		45.055		26.204			1:51.145	
18	41.707		1:30.690		1:13.669		3:26.066			89	42.278		46.366		25.304			1:53.948	
19	1:17.978		47.158		Pit In		2:38.258			90	41.815		45.270		25.221			1:52.306	
20	Pit Out		49.140		26.761		2:28.203			91	<u>39.519</u>		47.328		26.961			1:53.808	
21	44.035		47.116		27.365		1:58.516			92	40.630		44.781		28.004			1:53.415	
22	41.113		46.144		26.251		1:53.508			93	39.842		44.892		25.264			1:49.998	
23	40.441		45.889		26.426		1:52.756			94	40.419		45.100		25.891			1:51.410	
24	40.302		46.515		27.506		1:54.323			95	40.504		46.482		Pit In			2:00.923	
25	41.230		47.888		26.568		1:55.686			96	Pit Out		46.290		26.827			2:21.544	
26	40.701		46.205		26.098		1:53.004			97	40.866		46.196		26.389			1:53.451	
27	40.235		47.530		27.462		1:55.227			98	40.308		45.889		25.571			1:51.768	
28	41.084		45.574		26.040		1:52.698			99	40.831		45.275		26.282			1:52.388	
29	40.114		45.079		25.277		1:50.470			100	40.408		<u>44.403</u>		31.141			1:55.952	
30	40.807		45.605		25.623		1:52.035			101	1:46.017		1:52.032		48.590			4:26.639	
31	40.257		46.165		27.148		1:53.570			102	41.158		45.620		25.702			1:52.480	
32	41.262		45.326		25.277		1:51.865			103	42.392		46.616		25.375			1:54.383	
33	39.814		45.349		26.801		1:51.964			104	50.430		1:47.806		1:15.408			3:53.644	
34	41.365		44.844		25.391		1:51.600			105	59.572		47.745		26.840			2:14.157	
35	39.656		44.577		25.417		1:49.650			106	42.744		47.211		25.356			1:55.311	





**GO FAST
OR GO
HOME**

BRACKET

RACING



Bracket 5 uren van Assen Laps and Sector Times - Race

15 June 2026
Assen - 4555mtr.

36	40.096	45.521	26.232	1:51.849	107	40.175	45.073	25.146	1:50.394
37	40.221	45.329	Pit In	1:58.677	108	41.079	46.028	25.504	1:52.611
38	Pit Out	46.564	26.040	2:23.150	109	40.339	44.614	25.233	1:50.186
39	41.061	48.268	27.376	1:56.705	110	42.570	46.220	25.251	1:54.041
40	41.202	45.777	26.435	1:53.414	111	39.837	44.427	<u>25.123</u>	<u>1:49.387</u>
41	40.906	48.180	26.980	1:56.066	112	40.920	45.825	26.679	1:53.424
42	41.489	46.188	26.668	1:54.345	113	41.455	46.525	Pit In	2:06.748
43	40.257	44.917	25.947	1:51.121	114	Pit Out	49.678	27.768	2:50.023
44	40.711	45.643	27.303	1:53.657	115	43.185	48.878	26.963	1:59.026
45	41.590	48.390	25.929	1:55.909	116	42.272	48.211	27.367	1:57.850
46	42.053	46.421	26.159	1:54.633	117	42.298	49.026	27.065	1:58.389
47	40.391	45.009	25.843	1:51.243	118	42.426	48.255	26.741	1:57.422
48	40.490	46.444	26.677	1:53.611	119	42.321	48.284	26.902	1:57.507
49	40.596	45.214	25.303	1:51.113	120	42.006	47.936	27.528	1:57.470
50	40.969	48.870	27.073	1:56.912	121	41.673	47.567	27.352	1:56.592
51	41.498	44.878	25.258	1:51.634	122	41.993	47.856	26.658	1:56.507
52	39.963	46.654	25.505	1:52.122	123	41.883	48.026	27.138	1:57.047
53	40.741	44.877	25.427	1:51.045	124	42.595	47.916	26.919	1:57.430
54	41.103	46.745	25.273	1:53.121	125	42.073	47.917	26.343	1:56.333
55	40.594	44.739	25.355	1:50.688	126	41.255	48.477	26.704	1:56.436
56	40.611	45.152	Pit In	2:03.873	127	42.489	47.964	Pit In	2:05.015
57	Pit Out	50.750	28.599	2:34.543	128	Pit Out	46.077	25.673	2:19.945
58	43.370	49.523	27.626	2:00.519	129	40.402	45.805	26.696	1:52.903
59	42.452	48.954	27.212	1:58.618	130	40.941	46.400	26.767	1:54.108
60	42.578	48.446	27.096	1:58.120	131	40.236	46.831	40.722	2:07.789
61	41.752	48.480	27.161	1:57.393	132	1:34.682	1:51.474	1:13.136	4:39.292
62	42.994	50.585	27.251	2:00.830	133	1:36.782	1:51.856	1:18.413	4:47.051
63	41.980	48.053	27.189	1:57.222	134	1:38.276	58.090	27.384	3:03.750
64	48.092	1:50.722	Pit In	3:55.741	135	41.369	47.025	27.209	1:55.603
65	Pit Out	51.913	27.804	2:41.911	136	40.930	50.118	28.771	1:59.819
66	42.762	49.206	27.170	1:59.138	137	41.905	47.024	26.749	1:55.678
67	41.847	48.045	26.871	1:56.763	138	40.709	47.534	26.607	1:54.850
68	42.368	48.253	26.954	1:57.575	139	40.218	46.276	26.437	1:52.931
69	42.267	48.090	29.035	1:59.392	140	41.673	45.991	26.912	1:54.576
70	1:37.470	1:59.209	Pit In	4:54.194	141	43.551	46.244	26.065	1:55.860
71	Pit Out	2:04.436	Pit In	5:09.928	142				

4		2TE team 4																	
Lap	Sect-1	Speed	Sect-2	Speed	Sect-3	Speed	TopSpeed	laptime	pit	Lap	Sect-1	Speed	Sect-2	Speed	Sect-3	Speed	Top speed	laptime	pit
1	46.317		55.668		29.537			2:11.522		71	1:01.919		50.241		28.382			2:20.542	
2	41.318		53.154		28.507			2:02.979		72	44.992		51.320		29.332			2:05.644	
3	40.941		51.833		27.089			1:59.863		73	46.168		50.695		28.947			2:05.810	
4	40.175		49.832		26.298			1:56.305		74	49.272		51.842		28.443			2:09.557	
5	40.232		48.466		25.998			1:54.696		75	44.803		49.945		27.536			2:02.284	
6	40.227		47.859		25.973			1:54.059		76	44.639		48.769		27.161			2:00.569	
7	40.267		46.611		26.142			1:53.020		77	46.687		49.762		28.464			2:04.913	





**GO FAST
OR GO
HOME**

BRACKET

RACING



Bracket 5 uren van Assen Laps and Sector Times - Race

15 June 2026
Assen - 4555mtr.

8	40.164	46.394	25.636	1:52.194	78	44.721	49.618	28.969	2:03.308
9	40.253	47.221	27.225	1:54.699	79	45.418	50.015	Pit In	2:14.293
10	40.621	49.257	27.376	1:57.254	80	Pit Out	49.979	27.876	2:27.587
11	40.820	46.457	25.497	1:52.774	81	44.168	49.765	27.603	2:01.536
12	40.659	46.525	26.134	1:53.318	82	44.450	49.716	27.517	2:01.683
13	40.419	47.836	26.769	1:55.024	83	43.874	50.164	27.945	2:01.983
14	41.507	46.378	25.833	1:53.718	84	44.933	48.143	27.321	2:00.397
15	39.844	45.832	25.867	1:51.543	85	43.878	49.303	27.733	2:00.914
16	39.936	46.714	26.762	1:53.412	86	44.221	49.005	27.968	2:01.194
17	40.830	46.880	26.401	1:54.111	87	43.427	49.598	27.623	2:00.648
18	40.977	1:12.622	Pit In	3:02.242	88	43.411	48.980	27.933	2:00.324
19		50.822	27.696	3:10.956	89	43.853	49.418	26.803	2:00.074
20	47.416	49.981	28.185	2:05.582	90	43.607	48.145	27.761	1:59.513
21	44.991	49.727	27.782	2:02.500	91	43.668	50.203	29.076	2:02.947
22	44.099	50.985	29.063	2:04.147	92	46.167	49.008	26.950	2:02.125
23	44.220	48.983	27.846	2:01.049	93	43.646	49.188	Pit In	2:10.854
24	44.004	49.014	28.897	2:01.915	94	Pit Out	46.270	25.541	2:16.883
25	43.237	47.776	29.295	2:00.308	95	40.510	45.556	25.421	1:51.487
26	46.051	48.324	27.160	2:01.535	96	39.915	46.131	26.663	1:52.709
27	42.905	1:04.534	28.833	2:16.272	97	41.437	46.651	25.487	1:53.575
28	43.781	49.084	Pit In	2:12.045	98	39.737	45.317	25.499	1:50.553
29	Pit Out	51.944	27.773	2:29.573	99	40.720	1:39.695	1:12.192	3:32.607
30	46.144	49.707	27.667	2:03.518	100	1:23.370	48.637	27.066	2:39.073
31	44.024	49.297	27.960	2:01.281	101	39.963	47.366	26.690	1:54.019
32	43.703	50.151	27.299	2:01.153	102	39.997	55.103	1:10.296	2:45.396
33	44.023	49.126	27.223	2:00.372	103	1:40.256	1:16.906	26.400	3:23.562
34	43.022	48.982	27.607	1:59.611	104	40.109	45.893	25.078	1:51.080
35	43.325	48.339	26.880	1:58.544	105	39.913	46.265	26.457	1:52.635
36	44.008	48.811	27.339	2:00.158	106	40.833	45.700	25.741	1:52.274
37	43.265	48.069	27.707	1:59.041	107	39.959	45.822	25.985	1:51.766
38	44.224	48.593	27.195	2:00.012	108	40.325	45.555	27.127	1:53.007
39	43.702	48.858	26.955	1:59.515	109	40.362	46.086	25.375	1:51.823
40	43.620	49.102	Pit In	2:10.624	110	40.038	45.590	25.758	1:51.386
41		50.178	28.401	2:37.497	111	40.854	46.664	25.623	1:53.141
42	44.035	49.313	28.618	2:01.966	112	40.012	45.227	25.070	1:50.309
43	43.288	49.568	28.635	2:01.491	113	39.842	46.404	26.100	1:52.346
44	43.422	49.132	28.589	2:01.143	114	40.148	46.152	26.564	1:52.864
45	43.281	49.454	28.841	2:01.576	115	41.207	46.086	25.627	1:52.920
46	42.599	48.887	27.592	1:59.078	116	39.760	46.632	25.576	1:51.968
47	43.044	49.197	28.187	2:00.428	117	40.634	46.817	Pit In	2:01.255
48	43.794	49.481	28.690	2:01.965	118		49.099	27.880	2:30.280
49	43.918	48.681	28.181	2:00.780	119	43.476	48.041	27.280	1:58.797
50	43.664	49.536	Pit In	2:11.657	120	42.815	49.411	26.972	1:59.198
51	Pit Out	47.286	27.221	2:22.975	121	43.691	47.841	26.897	1:58.429
52	42.223	46.185	26.633	1:55.041	122	42.731	47.594	26.872	1:57.197





**GO FAST
OR GO
HOME**

BRACKET

RACING



Bracket 5 uren van Assen Laps and Sector Times - Race

15 June 2026
Assen - 4555mtr.

53	41.044	45.681	24.983	1:51.708	123	42.814	47.124	26.923	1:56.861
54	40.278	<u>45.032</u>	25.079	1:50.389	124	43.268	47.886	27.734	1:58.888
55	39.383	45.691	<u>24.959</u>	<u>1:50.033</u>	125	42.513	48.244	27.698	1:58.455
56	40.183	46.094	25.663	1:51.940	126	43.112	48.000	27.735	1:58.847
57	40.276	47.363	26.821	1:54.460	127	43.317	49.016	Pit In	2:07.631
58	40.047	45.745	25.148	1:50.940	128	Pit Out	50.816	28.052	2:34.922
59	<u>39.290</u>	45.706	26.314	1:51.310	129	45.625	49.418	27.415	2:02.458
60	41.322	45.730	25.355	1:52.407	130	44.576	1:35.412	Pit In	3:30.239
61	40.456	45.711	25.847	1:52.014	131	Pit Out	1:50.543	1:13.183	4:35.965
62	40.652	1:20.835	1:11.130	3:12.617	132	1:43.131	1:58.144	1:05.911	4:47.186
63	1:33.818	1:10.470	26.059	3:10.347	133	47.662	51.416	29.467	2:08.545
64	41.016	46.792	25.476	1:53.284	134	45.336	52.303	29.126	2:06.765
65	40.444	45.892	25.353	1:51.689	135	43.497	50.778	28.667	2:02.942
66	39.921	46.159	26.569	1:52.649	136	43.797	48.022	27.460	1:59.279
67	39.624	46.693	25.418	1:51.735	137	43.222	49.057	26.954	1:59.233
68	39.876	1:18.932	1:14.150	3:12.958	138	43.073	48.286	28.163	1:59.522
69	1:40.151	1:54.580	Pit In	<u>4:49.327</u>	139	44.790	48.772	27.445	2:01.007
70		1:57.047	1:18.150	5:19.352	140				

5		T.A.S. Racing																	
lap	Sect-1	Speed	Sect-2	Speed	Sect-3	Speed	TopSpeed	laptime	pit	lap	Sect-1	Speed	Sect-2	Speed	Sect-3	Speed	Topspeed	laptime	pit
1	52.969		1:01.695		32.157			2:26.821		52	42.155		48.139		27.424			1:57.718	
2	46.169		57.150		29.434			2:12.753		53	42.739		48.077		27.506			1:58.322	
3	44.118		54.182		28.406			2:06.706		54	42.915		47.991		27.475			1:58.381	
4	44.293		52.169		29.298			2:05.760		55	43.171		48.927		28.036			2:00.134	
5	45.092		50.931		28.497			2:04.520		56	43.081		47.990		27.580			1:58.651	
6	43.287		53.051		29.330			2:05.668		57	43.406		48.548		29.193			2:01.147	
7	43.815		49.866		27.701			2:01.382		58	43.878		48.910		27.239			2:00.027	
8	43.232		50.616		28.013			2:01.861		59	42.853		48.746		27.812			1:59.411	
9	42.811		48.302		27.956			1:59.069		60	43.398		48.439		28.413			2:00.250	
10	42.595		48.450		27.692			1:58.737		61	43.789	1:15.379			Pit In			3:17.052	
11	42.635		48.856		27.538			1:59.029		62	Pit Out	1:05.780			29.681			3:34.992	
12	41.959		48.044		27.691			1:57.694		63	44.572		55.204		Pit In			2:22.901	
13	41.954		48.654		27.259			1:57.867		64	Pit Out	47.995			26.566			4:57.907	
14	42.072		47.943		26.928			1:56.943		65	42.239	1:34.942			1:13.808			3:30.989	
15	43.010		47.570		27.433			1:58.013		66	1:36.928	1:51.315			1:15.229			4:43.472	
16	42.298		48.874		27.285			1:58.457		67	1:38.672	1:52.151			1:13.994			4:44.817	
17	42.630		1:30.508		Pit In			3:24.128		68	1:08.752		51.412		29.169			2:29.333	
18	Pit Out		49.712		28.182			3:00.237		69	43.440		50.482		28.605			2:02.527	
19	47.859		50.128		28.956			2:06.943		70	43.287		50.002		28.003			2:01.292	
20	44.182		48.001		28.726			2:00.909		71	42.905		47.744		27.762			1:58.411	
21	42.930		48.081		27.444			1:58.455		72	43.541		48.450		27.451			1:59.442	
22	42.974		48.034		27.781			1:58.789		73	43.134		50.169		27.741			2:01.044	
23	42.731		48.374		27.594			1:58.699		74	43.701		48.546		28.198			2:00.445	
24	42.895		50.107		28.753			2:01.755		75	43.389		48.940		27.710			2:00.039	
25	43.833		48.115		27.071			1:59.019		76	42.812		48.629		27.743			1:59.184	





**GO FAST
OR GO
HOME**

BRACKET

RACING



Bracket 5 uren van Assen Laps and Sector Times - Race

15 June 2026
Assen - 4555mtr.

26	44.533	47.760	28.117	2:00.410	77	43.390	49.313	27.937	2:00.640
27	42.798	48.289	27.782	1:58.869	78	43.650	48.449	27.739	1:59.838
28	44.033	49.177	28.060	2:01.270	79	44.739	48.689	Pit In	2:10.124
29	43.088	47.866	27.341	1:58.295	80	Pit Out	49.990	Pit In	8:22.504
30	43.253	48.798	27.601	1:59.652	81	Pit Out	49.561	28.378	8:34.034
31	42.953	49.444	29.044	2:01.441	82	44.854	47.965	27.319	2:00.138
32	43.287	47.406	27.249	1:57.942	83	43.396	48.561	29.007	2:00.964
33	42.418	48.220	Pit In	2:08.524	84	42.993	49.380	29.290	2:01.663
34	Pit Out	48.468	26.972	2:44.981	85	42.550	48.326	27.307	1:58.183
35	42.347	49.614	27.183	1:59.144	86	42.327	47.679	27.675	1:57.681
36	42.166	48.052	26.807	1:57.025	87	43.685	49.025	28.088	2:00.798
37	42.056	47.236	26.593	1:55.885	88	43.676	49.086	28.479	2:01.241
38	42.039	47.280	26.379	<u>1:55.698</u>	89	43.460	48.196	27.243	1:58.899
39	<u>41.598</u>	47.666	26.740	1:56.004	90	48:20.821	50.103	28.403	49:39.327
40	42.911	<u>47.046</u>	26.650	1:56.607	91	44.262	49.493	27.874	2:01.629
41	41.717	48.023	<u>26.114</u>	1:55.854	92	43.604	49.602	27.555	2:00.761
42	42.012	47.587	26.347	1:55.946	93	43.399	49.151	28.259	2:00.809
43	42.643	47.932	28.669	1:59.244	94	43.262	48.737	27.719	1:59.718
44	41.906	48.506	27.452	1:57.864	95	43.170	48.897	28.152	2:00.219
45	43.603	48.281	27.279	1:59.163	96	42.785	48.705	27.758	1:59.248
46	42.302	48.464	27.294	1:58.060	97	43.612	48.855	28.507	2:00.974
47	42.942	48.133	27.375	1:58.450	98	43.065	49.222	27.395	1:59.682
48	42.861	47.609	27.017	1:57.487	99	43.659	1:22.744	1:12.425	3:18.828
49	42.867	47.949	Pit In	2:05.032	100	1:38.759	1:50.465	1:13.491	4:42.715
50	Pit Out	49.653	28.281	2:44.535	101	1:44.347	2:05.550	Pit In	5:08.622
51	43.166	48.362	27.334	1:58.862	102				

6 Topfun Racing																			
lap	Sect-1	Speed	Sect-2	Speed	Sect-3	Speed	TopSpeed	laptime	pit	lap	Sect-1	Speed	Sect-2	Speed	Sect-3	Speed	Topspeed	laptime	pit
1	47.692		55.783		29.329		2:12.804			69	1:10.385		52.964		Pit In			2:44.773	
2	43.938		52.932		28.854		2:05.724			70	Pit Out		47.187		26.186			2:39.027	
3	43.435		52.879		27.984		2:04.298			71	41.632		48.698		28.654			1:58.984	
4	42.844		50.356		27.617		2:00.817			72	42.116		48.694		28.083			1:58.893	
5	41.466		48.503		26.919		1:56.888			73	42.281		47.982		26.293			1:56.556	
6	41.304		48.398		27.098		1:56.800			74	41.660		48.268		26.676			1:56.604	
7	42.172		47.970		27.593		1:57.735			75	41.744		47.383		25.947			1:55.074	
8	41.960		48.246		26.901		1:57.107			76	41.964		47.371		26.482			1:55.817	
9	41.710		47.868		27.678		1:57.256			77	42.308		46.825		25.897			1:55.030	
10	42.133		48.441		28.116		1:58.690			78	42.479		48.954		27.620			1:59.053	
11	<u>40.794</u>		47.727		27.402		1:55.923			79	43.068		47.792		26.456			1:57.316	
12	42.063		48.562		Pit In		2:05.227			80	42.043		49.660		26.563			1:58.266	
13	Pit Out		51.022		27.212		2:43.978			81	41.378		47.957		26.724			1:56.059	
14	42.284		49.570		27.239		1:59.093			82	42.658		<u>46.563</u>		26.243			1:55.464	
15	42.289		48.808		26.167		1:57.264			83	41.394		46.819		<u>25.495</u>			<u>1:53.708</u>	
16	42.092		47.851		26.226		1:56.169			84	42.029		47.457		27.095			1:56.581	
17	43.503		1:13.135		1:11.493		3:08.131			85	44.129		48.930		Pit In			2:13.085	





**GO FAST
OR GO
HOME**

BRACKET

RACING



Bracket 5 uren van Assen Laps and Sector Times - Race

15 June 2026
Assen - 4555mtr.

18	1:37.282	57.345	27.242	3:01.869	86	Pit Out	50.485	28.493	2:40.020
19	43.117	48.424	27.248	1:58.789	87	44.006	49.335	28.390	2:01.731
20	43.900	49.459	27.228	2:00.587	88	43.817	48.946	28.663	2:01.426
21	42.157	48.128	26.749	1:57.034	89	44.199	49.601	28.061	2:01.861
22	43.591	48.040	26.042	1:57.673	90	44.101	48.863	27.556	2:00.520
23	41.516	47.979	26.991	1:56.486	91	43.964	48.614	27.577	2:00.155
24	41.444	47.463	25.818	1:54.725	92	43.016	49.028	30.018	2:02.062
25	41.685	47.059	26.324	1:55.068	93	43.314	50.729	28.075	2:02.118
26	41.899	46.871	25.748	1:54.518	94	43.925	48.984	28.565	2:01.474
27	41.321	46.670	25.879	1:53.870	95	44.413	49.626	28.869	2:02.908
28	42.493	48.920	26.639	1:58.052	96	44.526	49.394	Pit In	2:13.453
29	42.694	48.531	Pit In	2:09.826	97	Pit Out	1:47.378	1:07.077	4:57.264
30	Pit Out	51.101	29.485	2:46.403	98	46.369	52.904	29.713	2:08.986
31	44.673	50.029	29.753	2:04.455	99	44.221	51.208	28.685	2:04.114
32	44.077	49.428	27.606	2:01.111	100	1:03.804	1:49.234	1:14.589	4:07.627
33	43.169	49.491	28.812	2:01.472	101	51.389	50.225	28.394	2:10.008
34	43.168	49.590	28.226	2:00.984	102	44.168	48.500	28.662	2:01.330
35	43.516	48.290	27.666	1:59.472	103	43.516	49.132	28.423	2:01.071
36	43.891	48.684	27.681	2:00.256	104	43.936	49.225	29.150	2:02.311
37	43.161	48.803	27.501	1:59.465	105	43.477	49.458	29.318	2:02.253
38	43.936	48.531	27.551	2:00.018	106	43.514	49.453	29.621	2:02.588
39	43.840	48.579	28.418	2:00.837	107	43.367	49.279	Pit In	2:10.742
40	44.663	51.058	28.978	2:04.699	108	Pit Out	47.828	27.329	2:37.430
41	43.278	48.585	27.364	1:59.227	109	42.620	47.882	27.019	1:57.521
42	43.939	49.738	29.576	2:03.253	110	40.871	48.314	26.681	1:55.866
43	46.299	53.950	28.888	2:09.137	111	40.977	46.606	26.280	1:53.863
44	43.320	48.438	27.698	1:59.456	112	43.107	47.036	26.680	1:56.823
45	43.628	48.433	27.835	1:59.896	113	41.299	48.379	26.069	1:55.747
46	45.121	49.633	Pit In	2:13.772	114	40.822	47.295	27.193	1:55.310
47	Pit Out	49.591	28.405	2:46.049	115	40.946	46.854	26.649	1:54.449
48	44.040	49.051	28.799	2:01.890	116	42.016	46.692	26.699	1:55.407
49	43.562	49.667	29.302	2:02.531	117	41.918	48.159	Pit In	2:06.468
50	44.051	49.469	28.593	2:02.113	118	Pit Out	47.496	27.001	2:50.253
51	43.884	49.493	28.991	2:02.368	119	42.517	48.528	27.533	1:58.578
52	44.606	51.027	29.693	2:05.326	120	42.347	48.227	26.179	1:56.753
53	43.373	49.565	29.120	2:02.058	121	42.532	48.300	26.513	1:57.345
54	43.686	49.885	29.375	2:02.946	122	43.080	48.792	27.577	1:59.449
55	45.778	49.728	28.891	2:04.397	123	43.494	49.004	27.058	1:59.556
56	43.636	49.691	29.517	2:02.844	124	42.917	48.641	27.005	1:58.563
57	43.248	50.792	29.084	2:03.124	125	43.050	48.854	27.356	1:59.260
58	44.271	50.847	28.461	2:03.579	126	43.037	50.051	Pit In	2:15.403
59	43.427	49.038	Pit In	2:10.873	127	Pit Out	1:56.368	1:11.598	5:11.087
60	Pit Out	54.268	1:14.730	3:29.030	128	1:31.317	1:48.611	1:10.040	4:29.968
61	1:38.962	1:37.049	27.712	3:43.723	129	1:35.494	1:02.807	31.831	3:10.132
62	42.519	48.874	27.267	1:58.660	130	46.656	53.427	30.663	2:10.746





**GO FAST
OR GO
HOME**

BRACKET

RACING



Bracket 5 uren van Assen Laps and Sector Times - Race

15 June 2026
Assen - 4555mtr.

63	42.256	48.860	28.980	2:00.096	131	45.995	52.275	29.470	2:07.740
64	41.259	47.460	27.374	1:56.093	132	46.020	52.375	29.518	2:07.913
65	42.349	46.911	28.250	1:57.510	133	45.588	51.588	29.420	2:06.596
66	41.243	1:27.885	1:09.177	3:18.305	134	44.931	51.822	29.534	2:06.287
67	1:32.894	1:53.818	1:14.289	4:41.001	135	45.780	50.853	28.186	2:04.819
68	1:36.881	1:57.057	1:23.023	4:56.961	136				

8 PITLANE - EVENTS.COM																			
lap	Sect-1	Speed	Sect-2	Speed	Sect-3	Speed	TopSpeed	laptime	pit	lap	Sect-1	Speed	Sect-2	Speed	Sect-3	Speed	Topspeed	laptime	pit
1	52.860		1:01.122		32.067			2:26.049		69	1:40.944		1:33.606		30.688			3:45.238	
2	43.574		55.753		30.421			2:09.748		70	46.992		52.559		29.742			2:09.293	
3	43.512		54.099		29.525			2:07.136		71	45.027		50.276		28.170			2:03.473	
4	43.029		53.521		30.469			2:07.019		72	44.082		49.973		28.557			2:02.612	
5	42.844		51.941		27.872			2:02.657		73	44.333		50.193		28.081			2:02.607	
6	42.431		50.654		27.861			2:00.946		74	44.637		50.440		29.169			2:04.246	
7	41.949		50.242		27.330			1:59.521		75	43.668		49.669		27.501			2:00.838	
8	41.961		49.217		27.275			1:58.453		76	43.806		50.087		28.347			2:02.240	
9	41.344		48.579		27.498			1:57.421		77	44.597		50.047		29.306			2:03.950	
10	41.102		48.690		27.995			1:57.787		78	44.532		50.338		28.488			2:03.358	
11	<u>40.990</u>		48.264		<u>26.838</u>			<u>1:56.092</u>		79	44.802		50.294		Pit In			2:11.742	
12	41.460		48.170		27.292			1:56.922		80	Pit Out		49.663		28.581			2:26.596	
13	42.243		49.088		27.247			1:58.578		81	43.107		49.352		28.100			2:00.559	
14	41.564		48.014		27.031			1:56.609		82	43.825		48.522		28.194			2:00.541	
15	41.389		48.271		27.044			1:56.704		83	42.196		48.865		28.147			1:59.208	
16	41.967		48.265		27.386			1:57.618		84	42.332		48.748		28.103			1:59.183	
17	42.323		1:01.637		1:11.658			2:55.618		85	42.650		48.521		28.238			1:59.409	
18	1:34.535		1:11.954		27.762			3:14.251		86	43.248		49.475		28.289			2:01.012	
19	43.231		49.218		Pit In			2:07.880		87	43.355		49.443		28.106			2:00.904	
20	Pit Out		50.348		27.705			2:28.872		88	43.506		49.528		28.860			2:01.894	
21	42.746		48.876		27.319			1:58.941		89	44.008		49.579		27.838			2:01.425	
22	42.737		48.627		27.610			1:58.974		90	44.183		50.429		28.536			2:03.148	
23	42.829		49.111		27.762			1:59.702		91	43.604		49.724		28.841			2:02.169	
24	42.361		49.034		30.461			2:01.856		92	43.457		49.759		28.502			2:01.718	
25	43.772		49.322		26.993			2:00.087		93	44.008		50.110		29.526			2:03.644	
26	43.342		48.705		28.629			2:00.676		94	43.993		49.819		Pit In			2:11.095	
27	43.480		49.332		27.887			2:00.699		95	Pit Out		49.898		28.243			2:25.898	
28	44.465		48.264		27.180			1:59.909		96	43.862		49.315		28.165			2:01.342	
29	42.845		48.097		27.478			1:58.420		97	43.760		1:31.793		1:13.278			3:28.831	
30	43.493		48.493		29.088			2:01.074		98	1:36.235		56.137		28.454			3:00.826	
31	42.466		48.636		27.445			1:58.547		99	43.689		49.644		28.309			2:01.642	
32	42.883		48.359		27.091			1:58.333		100	43.866		1:04.968		1:12.321			3:01.155	
33	43.157		48.298		27.755			1:59.210		101	1:36.264		1:08.602		28.997			3:13.863	
34	43.465		48.589		27.925			1:59.979		102	44.541		50.289		28.209			2:03.039	
35	42.543		48.290		27.280			1:58.113		103	43.182		49.242		28.776			2:01.200	
36	43.036		<u>47.706</u>		28.236			1:58.978		104	42.476		49.276		28.099			1:59.851	
37	43.023		49.722		29.554			2:02.299		105	43.577		48.958		28.107			2:00.642	





**GO FAST
OR GO
HOME**

BRACKET

RACING



Bracket 5 uren van Assen Laps and Sector Times - Race

15 June 2026
Assen - 4555mtr.

38	45.030	51.197	27.921	2:04.148	106	45.267	49.626	27.097	2:01.990
39	43.035	49.936	Pit In	2:06.985	107	43.475	49.571	28.856	2:01.902
40	Pit Out	49.827	27.490	2:23.661	108	44.362	49.680	28.359	2:02.401
41	42.623	48.290	27.474	1:58.387	109	44.629	50.100	29.124	2:03.853
42	42.265	48.748	27.790	1:58.803	110	44.403	49.536	28.009	2:01.948
43	43.298	49.001	28.487	2:00.786	111	43.918	50.157	28.174	2:02.249
44	46.294	48.125	27.444	2:01.863	112	45.096	51.934	28.845	2:05.875
45	42.305	49.041	27.539	1:58.885	113	44.860	50.256	28.277	2:03.393
46	42.464	55.020	27.755	2:05.239	114	44.481	50.434	Pit In	2:09.605
47	42.546	49.201	27.549	1:59.296	115	Pit Out	48.737	27.968	2:23.398
48	42.557	48.930	27.676	1:59.163	116	42.098	48.317	28.728	1:59.143
49	42.485	49.630	27.823	1:59.938	117	42.019	48.733	27.708	1:58.460
50	42.980	49.221	28.655	2:00.856	118	42.016	48.147	28.798	1:58.961
51	42.665	49.094	28.689	2:00.448	119	41.493	47.811	27.383	1:56.687
52	43.546	49.781	28.610	2:01.937	120	42.276	47.855	27.031	1:57.162
53	42.970	49.248	29.469	2:01.687	121	42.100	48.409	27.635	1:58.144
54	43.777	49.214	27.865	2:00.856	122	43.956	49.141	27.676	2:00.773
55	42.966	49.258	28.103	2:00.327	123	42.882	49.388	28.018	2:00.288
56	45.056	49.934	29.236	2:04.226	124	44.016	49.707	28.677	2:02.400
57	43.321	50.078	28.613	2:02.012	125	43.768	50.209	Pit In	2:13.181
58	43.152	49.637	28.306	2:01.095	126	Pit Out	51.223	28.975	2:45.674
59	43.128	49.987	Pit In	2:09.431	127	1:21.926	1:49.653	1:12.416	4:23.995
60	Pit Out	49.629	28.211	2:26.243	128	1:37.276	1:48.591	1:14.964	4:40.831
61	44.051	1:34.349	1:12.425	3:30.825	129	1:40.872	1:33.867	33.025	3:47.764
62	1:34.151	59.136	28.555	3:01.842	130	47.115	53.626	30.244	2:10.985
63	43.761	49.687	27.747	2:01.195	131	45.880	53.301	30.451	2:09.632
64	43.769	49.259	28.569	2:01.597	132	46.799	53.326	30.105	2:10.230
65	43.371	49.215	27.956	2:00.542	133	46.246	52.375	29.984	2:08.605
66	42.846	49.998	29.572	2:02.416	134	46.159	52.363	30.194	2:08.716
67	1:36.871	1:59.407	1:19.667	4:55.945	135	46.193	53.078	29.937	2:09.208
68	1:40.525	2:04.624	1:21.958	5:07.107	136				

10		K.V.K. Racing																	
lap	Sect-1	Speed	Sect-2	Speed	Sect-3	Speed	TopSpeed	laptime	pit	lap	Sect-1	Speed	Sect-2	Speed	Sect-3	Speed	Topspeed	laptime	pit
1	49.783		56.775		30.106			2:16.664		70	45.371		52.282		28.322			2:05.975	
2	44.272		52.452		29.452			2:06.176		71	45.692		49.386		27.343			2:02.421	
3	42.916		51.263		28.004			2:02.183		72	44.034		48.919		27.300			2:00.253	
4	42.904		50.330		27.541			2:00.775		73	42.757		49.181		27.051			1:58.989	
5	42.548		49.106		27.490			1:59.144		74	43.231		47.706		26.809			1:57.746	
6	43.111		49.271		27.360			1:59.742		75	42.607		48.227		27.762			1:58.596	
7	42.921		48.278		26.817			1:58.016		76	42.798		48.803		28.429			2:00.030	
8	42.409		48.195		26.679			1:57.283		77	44.169		48.751		26.916			1:59.836	
9	42.411		47.988		26.945			1:57.344		78	43.300		47.896		27.607			1:58.803	
10	42.053		47.430		26.919			1:56.402		79	43.218		48.219		26.945			1:58.382	
11	42.584		47.756		27.168			1:57.508		80	42.740		48.035		27.275			1:58.050	
12	42.077		47.338		26.816			1:56.231		81	42.852		48.694		27.149			1:58.695	





**GO FAST
OR GO
HOME**

BRACKET

RACING



Bracket 5 uren van Assen Laps and Sector Times - Race

15 June 2026
Assen - 4555mtr.

13	42.182	47.653	27.452	1:57.287	82	43.030	47.897	Pit In	2:08.338
14	42.160	47.554	26.786	1:56.500	83	Pit Out	47.948	26.741	2:34.762
15	42.901	47.434	26.840	1:57.175	84	<u>41.792</u>	47.156	26.422	<u>1:55.370</u>
16	42.198	48.241	26.664	1:57.103	85	42.180	47.060	26.370	1:55.610
17	42.444	47.691	31.000	2:01.135	86	41.819	48.901	<u>26.239</u>	1:56.959
18	1:38.676	1:51.258	38.113	4:08.047	87	43.654	48.180	26.541	1:58.375
19	43.239	47.226	27.333	1:57.798	88	42.472	47.102	27.527	1:57.101
20	43.394	47.712	26.856	1:57.962	89	42.304	48.113	27.007	1:57.424
21	42.413	47.213	26.781	1:56.407	90	42.317	49.057	27.586	1:58.960
22	42.594	47.631	26.576	1:56.801	91	44.208	46.945	26.608	1:57.761
23	42.186	47.318	27.213	1:56.717	92	42.553	46.770	26.583	1:55.906
24	43.261	47.017	Pit In	2:08.246	93	43.637	49.130	26.479	1:59.246
25	Pit Out	50.533	28.565	3:13.448	94	42.168	47.718	26.633	1:56.519
26	44.210	49.584	27.105	2:00.899	95	42.345	<u>46.591</u>	26.709	1:55.645
27	45.006	48.817	27.880	2:01.703	96	42.627	47.942	27.658	1:58.227
28	42.968	48.479	27.338	1:58.785	97	43.478	48.364	29.248	2:01.090
29	42.193	47.818	27.113	1:57.124	98	43.986	1:37.525	1:12.939	3:34.450
30	43.146	48.266	27.175	1:58.587	99	1:35.560	49.577	27.746	2:52.883
31	43.950	50.396	27.458	2:01.804	100	42.806	47.437	27.039	1:57.282
32	43.137	47.898	26.591	1:57.626	101	42.410	57.060	Pit In	2:50.237
33	42.364	47.232	27.230	1:56.826	102	Pit Out	1:09.527	30.095	3:36.900
34	43.331	47.199	26.863	1:57.393	103	46.107	51.135	28.559	2:05.801
35	43.125	47.120	27.114	1:57.359	104	45.521	51.314	29.247	2:06.082
36	43.475	47.338	26.826	1:57.639	105	46.027	51.114	28.394	2:05.535
37	42.580	47.690	26.830	1:57.100	106	45.321	50.767	28.498	2:04.586
38	42.959	48.917	28.390	2:00.266	107	45.121	50.919	28.679	2:04.719
39	42.963	48.093	26.848	1:57.904	108	45.058	50.041	28.388	2:03.487
40	42.709	47.767	27.049	1:57.525	109	46.609	50.628	28.172	2:05.409
41	42.787	47.624	27.588	1:57.999	110	44.507	50.300	27.873	2:02.680
42	43.442	49.237	26.918	1:59.597	111	45.023	50.189	27.821	2:03.033
43	43.114	49.780	28.851	2:01.745	112	44.735	49.655	27.737	2:02.127
44	42.735	47.218	26.805	1:56.758	113	43.989	49.827	27.169	2:00.985
45	42.252	47.653	26.797	1:56.702	114	44.557	49.948	27.837	2:02.342
46	42.644	48.069	Pit In	2:06.213	115	43.904	49.280	27.455	2:00.639
47	Pit Out	52.288	28.543	2:42.527	116	44.016	50.006	27.516	2:01.538
48	44.725	50.772	27.821	2:03.318	117	44.711	49.891	28.918	2:03.520
49	46.525	51.242	28.035	2:05.802	118	44.136	50.293	28.155	2:02.584
50	44.394	50.022	27.943	2:02.359	119	43.866	49.227	27.600	2:00.693
51	43.975	49.326	27.942	2:01.243	120	44.179	50.028	27.959	2:02.166
52	44.037	49.253	29.166	2:02.456	121	44.583	50.271	Pit In	2:10.859
53	44.735	50.784	27.813	2:03.332	122	Pit Out	50.106	27.573	2:34.676
54	44.036	50.077	27.833	2:01.946	123	43.554	48.565	26.781	1:58.900
55	44.584	49.384	28.056	2:02.024	124	42.910	48.594	27.147	1:58.651
56	44.222	49.833	27.983	2:02.038	125	43.041	48.349	27.405	1:58.795
57	44.226	48.623	27.234	2:00.083	126	42.631	47.650	27.695	1:57.976





**GO FAST
OR GO
HOME**

BRACKET

RACING



Bracket 5 uren van Assen Laps and Sector Times - Race

15 June 2026
Assen - 4555mtr.

58	43.288	48.931	27.446	1:59.665	127	42.983	48.576	27.632	1:59.191
59	43.886	48.686	27.126	1:59.698	128	1:16.694	1:50.107	1:13.159	4:19.960
60	43.612	49.297	28.141	2:01.050	129	1:38.601	1:52.561	1:16.569	4:47.731
61	43.772	58.328	1:15.353	2:57.453	130	1:42.130	1:35.750	30.379	3:48.259
62	1:39.073	1:37.885	29.415	3:46.373	131	46.065	49.812	27.747	2:03.624
63	45.264	49.623	27.434	2:02.321	132	43.036	50.989	27.757	2:01.782
64	44.560	49.436	27.810	2:01.806	133	43.632	49.135	27.609	2:00.376
65	44.361	49.309	28.069	2:01.739	134	42.714	48.166	27.551	1:58.431
66	44.896	50.570	Pit In	2:15.412	135	42.730	48.444	27.517	1:58.691
67	Pit Out	1:52.777	1:12.179	5:42.317	136	42.975	48.041	27.748	1:58.764
68	1:35.635	1:52.082	1:18.763	4:46.480	137	43.309	49.921	28.724	2:01.954
69	1:41.312	1:26.671	29.736	3:37.719	138				

11 Radskyduro Racing																			
lap	Sect-1	Speed	Sect-2	Speed	Sect-3	Speed	TopSpeed	laptime	pit	lap	Sect-1	Speed	Sect-2	Speed	Sect-3	Speed	TopSpeed	laptime	pit
1	53.761		1:00.673		31.236			2:25.670		70	43.180		49.334		27.454			1:59.968	
2	43.164		56.425		29.611			2:09.200		71	42.616		49.203		27.211			1:59.030	
3	43.224		54.569		28.308			2:06.101		72	43.121		48.270		27.315			1:58.706	
4	43.345		51.906		27.641			2:02.892		73	44.438		48.102		26.912			1:59.452	
5	41.994		50.155		27.340			1:59.489		74	41.966		48.130		26.914			1:57.010	
6	41.999		49.883		27.085			1:58.967		75	42.028		48.168		27.288			1:57.484	
7	41.718		49.144		26.866			1:57.728		76	43.043		48.483		27.373			1:58.899	
8	41.776		48.467		26.766			1:57.009		77	42.906		47.982		26.867			1:57.755	
9	41.788		48.257		26.838			1:56.883		78	43.978		47.744		26.721			1:58.443	
10	41.662		47.925		26.863			1:56.450		79	42.335		47.501		28.148			1:57.984	
11	41.838		47.438		27.163			1:56.439		80	44.921		48.639		26.694			2:00.254	
12	41.874		47.950		26.446			1:56.270		81	42.645		47.456		26.894			1:56.995	
13	41.779		47.803		26.555			1:56.137		82	42.284		48.986		27.399			1:58.669	
14	<u>41.093</u>		47.930		26.756			1:55.779		83	42.583		47.316		26.959			1:56.858	
15	41.457		47.897		27.140			1:56.494		84	42.807		47.851		27.269			1:57.927	
16	42.501		47.320		26.953			1:56.774		85	43.483		49.358		27.512			2:00.353	
17	41.775		48.554		45.422			2:15.751		86	42.353		49.622		Pit In			2:08.113	
18	1:33.515		1:45.696		Pit In			3:55.465		87	Pit Out		51.195		29.143			2:37.254	
19	Pit Out		48.471		28.269			2:31.502		88	44.561		50.528		29.327			2:04.416	
20	45.434		49.434		27.660			2:02.528		89	44.619		49.981		28.253			2:02.853	
21	43.368		51.158		28.426			2:02.952		90	44.703		49.753		29.074			2:03.530	
22	44.128		48.434		29.080			2:01.642		91	44.471		49.335		28.738			2:02.544	
23	43.857		50.810		28.431			2:03.098		92	44.085		49.817		28.853			2:02.755	
24	43.539		47.522		26.882			1:57.943		93	44.433		49.523		28.318			2:02.274	
25	42.669		49.907		27.509			2:00.085		94	44.539		49.384		27.517			2:01.440	
26	43.681		48.152		27.582			1:59.415		95	43.203		48.657		27.609			1:59.469	
27	42.061		49.541		26.930			1:58.532		96	46.290		49.778		27.875			2:03.943	
28	42.167		47.860		26.685			1:56.712		97	43.470		49.244		28.734			2:01.448	
29	41.623		47.611		26.711			1:55.945		98	1:07.917		1:51.786		Pit In			4:23.832	
30	41.795		47.404		26.706			1:55.905		99	Pit Out		50.289		27.024			2:38.415	
31	41.899		47.769		28.120			1:57.788		100	43.191		48.944		26.928			1:59.063	





**GO FAST
OR GO
HOME**

BRACKET

RACING



Bracket 5 uren van Assen Laps and Sector Times - Race

15 June 2026
Assen - 4555mtr.

32	44.711	48.479	28.658	2:01.848	101	1:01.841	1:54.252	1:13.899	4:09.992
33	41.637	48.881	27.504	1:58.022	102	50.741	48.163	26.365	2:05.269
34	44.605	48.117	27.425	2:00.147	103	42.021	48.293	26.479	1:56.793
35	43.041	47.528	26.244	1:56.813	104	42.903	48.062	26.650	1:57.615
36	42.299	48.771	28.158	1:59.228	105	42.345	48.691	26.589	1:57.625
37	43.129	48.050	26.920	1:58.099	106	42.179	48.012	26.421	1:56.612
38	42.764	49.588	Pit In	2:08.205	107	42.146	47.862	26.384	1:56.392
39	Pit Out	50.751	29.317	2:38.584	108	41.777	47.441	28.514	1:57.732
40	44.562	51.972	29.058	2:05.592	109	42.513	48.100	27.356	1:57.969
41	44.524	50.672	29.390	2:04.586	110	42.596	<u>47.021</u>	26.767	1:56.384
42	44.273	50.482	28.360	2:03.115	111	42.278	47.714	27.511	1:57.503
43	44.579	51.595	31.184	2:07.358	112	42.064	47.393	26.532	1:55.989
44	47.658	50.428	28.175	2:06.261	113	42.996	47.478	26.669	1:57.143
45	44.466	50.145	28.634	2:03.245	114	42.573	47.247	<u>26.139</u>	1:55.959
46	47.375	49.959	28.204	2:05.538	115	42.427	48.457	Pit In	2:04.400
47	43.802	49.470	28.279	2:01.551	116	Pit Out	50.173	27.864	2:30.331
48	43.872	50.764	29.231	2:03.867	117	42.472	48.765	27.800	1:59.037
49	43.793	50.349	Pit In	2:16.665	118	42.730	48.718	27.675	1:59.123
50	Pit Out	48.243	26.907	2:34.258	119	43.024	48.297	27.989	1:59.310
51	42.311	47.732	26.792	1:56.835	120	42.549	48.544	27.413	1:58.506
52	41.975	49.411	26.917	1:58.303	121	42.506	47.890	26.898	1:57.294
53	42.630	48.680	26.794	1:58.104	122	42.588	47.531	26.768	1:56.887
54	43.075	47.255	26.516	1:56.846	123	44.386	50.797	27.617	2:02.800
55	42.145	49.285	26.854	1:58.284	124	42.112	48.450	26.930	1:57.492
56	41.822	48.333	26.735	1:56.890	125	42.622	48.883	27.100	1:58.605
57	42.303	47.745	26.661	1:56.709	126	42.651	48.173	27.312	1:58.136
58	41.679	47.420	26.692	1:55.791	127	42.449	48.609	27.269	1:58.327
59	41.680	47.483	26.498	<u>1:55.661</u>	128	42.456	59.747	1:13.679	2:55.882
60	41.712	47.828	26.661	1:56.201	129	1:47.165	2:06.226	1:21.818	5:15.209
61	42.009	1:21.522	Pit In	3:13.119	130	1:51.274	2:06.526	1:11.172	5:08.972
62	Pit Out	1:15.615	27.014	3:15.029	131	44.870	53.120	29.467	2:07.457
63	42.557	47.481	26.281	1:56.319	132	45.916	53.023	29.052	2:07.991
64	42.718	48.558	27.912	1:59.188	133	44.865	50.877	28.719	2:04.461
65	43.148	47.562	26.714	1:57.424	134	44.103	50.054	27.645	2:01.802
66	42.782	48.375	26.948	1:58.105	135	43.288	49.468	28.003	2:00.759
67	59.892	1:49.484	Pit In	4:08.835	136	43.116	49.224	28.069	2:00.409
68	Pit Out	2:07.426	1:24.564	5:31.562	137	44.396	49.521	28.045	2:01.962
69	1:53.165	1:56.797	27.927	4:17.889	138				

15 BIE WHEELS RACING SSP																			
lap	Sect-1	Speed	Sect-2	Speed	Sect-3	Speed	TopSpeed	laptime	pit	lap	Sect-1	Speed	Sect-2	Speed	Sect-3	Speed	Topspeed	laptime	pit
1	49.697		56.289		30.842			2:16.828	72	45.329		47.059		26.214				1:58.602	
2	44.488		53.773		28.507			2:06.768	73	41.559		47.048		26.019				1:54.626	
3	42.662		51.687		27.414			2:01.763	74	41.488		46.392		25.439				1:53.319	
4	42.117		49.974		27.136			1:59.227	75	<u>40.292</u>		46.772		26.873				1:53.937	
5	42.283		49.093		27.025			1:58.401	76	41.398		46.162		25.704				1:53.264	





**GO FAST
OR GO
HOME**

BRACKET

RACING



Bracket 5 uren van Assen Laps and Sector Times - Race

15 June 2026
Assen - 4555mtr.

6	42.156	48.656	26.818	1:57.630	77	41.424	46.104	26.049	1:53.577
7	42.031	48.807	26.994	1:57.832	78	41.340	45.832	25.656	1:52.828
8	41.539	47.767	26.189	1:55.495	79	41.710	47.088	26.144	1:54.942
9	41.297	47.132	27.180	1:55.609	80	41.371	46.292	Pit In	2:01.070
10	41.989	48.190	26.575	1:56.754	81	Pit Out	51.956	29.532	2:31.230
11	41.229	47.129	26.265	1:54.623	82	44.146	48.983	27.462	2:00.591
12	41.693	47.084	28.557	1:57.334	83	57.053	47.216	27.004	2:11.273
13	42.058	47.296	26.169	1:55.523	84	41.473	46.168	28.096	1:55.737
14	43.040	47.292	26.049	1:56.381	85	41.835	46.187	25.581	1:53.603
15	41.417	46.729	Pit In	2:00.696	86	41.421	48.011	25.755	1:55.187
16	Pit Out	47.479	26.219	2:10.762	87	41.008	45.117	25.879	1:52.004
17	41.280	47.090	32.629	2:00.999	88	40.575	45.216	25.652	1:51.443
18	1:36.978	1:51.019	Pit In	4:07.742	89	40.730	46.114	25.424	1:52.268
19	Pit Out	48.611	28.115	2:33.061	90	40.726	46.474	26.400	1:53.600
20	42.218	47.809	28.609	1:58.636	91	42.624	46.470	25.813	1:54.907
21	43.744	52.477	26.944	2:03.165	92	42.013	45.772	26.077	1:53.862
22	41.671	46.653	26.389	1:54.713	93	41.766	45.409	25.665	1:52.840
23	41.683	48.422	26.567	1:56.672	94	40.908	<u>45.016</u>	<u>25.374</u>	<u>1:51.298</u>
24	41.241	45.703	26.579	1:53.523	95	40.567	45.987	26.134	1:52.688
25	41.925	46.531	26.011	1:54.467	96	40.650	47.168	26.200	1:54.018
26	41.323	46.042	25.934	1:53.299	97	40.528	45.328	25.757	1:51.613
27	41.489	46.392	26.255	1:54.136	98	40.366	45.543	25.880	1:51.789
28	41.329	46.974	28.032	1:56.335	99	40.348	45.514	27.058	1:52.920
29	42.716	46.300	25.791	1:54.807	100	42.554	46.607	26.780	1:55.941
30	41.566	45.931	25.950	1:53.447	101	41.385	1:32.443	1:13.285	3:27.113
31	40.573	47.711	27.072	1:55.356	102	1:36.373	54.178	26.212	2:56.763
32	41.003	45.952	25.939	1:52.894	103	40.820	48.943	26.964	1:56.727
33	43.093	46.964	25.896	1:55.953	104	42.061	55.632	Pit In	2:43.471
34	42.280	46.795	26.981	1:56.056	105	Pit Out	1:17.221	27.524	3:33.222
35	42.580	47.413	26.471	1:56.464	106	41.980	47.050	26.514	1:55.544
36	41.042	46.254	25.758	1:53.054	107	41.319	46.400	26.700	1:54.419
37	42.168	46.040	26.447	1:54.655	108	43.122	46.970	26.882	1:56.974
38	41.413	45.940	26.873	1:54.226	109	41.620	46.982	26.663	1:55.265
39	41.857	46.336	Pit In	2:02.018	110	41.091	46.947	26.169	1:54.207
40	Pit Out	48.422	27.436	2:24.947	111	42.337	46.981	27.209	1:56.527
41	42.101	47.817	27.105	1:57.023	112	42.037	47.680	26.393	1:56.110
42	41.483	47.229	27.071	1:55.783	113	41.005	46.860	25.919	1:53.784
43	41.935	48.219	27.478	1:57.632	114	40.951	46.597	25.844	1:53.392
44	42.293	47.495	26.406	1:56.194	115	41.388	46.485	25.884	1:53.757
45	41.540	46.743	26.754	1:55.037	116	40.509	46.810	25.887	1:53.206
46	43.042	46.932	26.410	1:56.384	117	40.544	47.436	25.686	1:53.666
47	42.832	47.101	26.557	1:56.490	118	42.353	46.608	26.005	1:54.966
48	41.689	47.945	28.000	1:57.634	119	41.974	47.879	26.873	1:56.726
49	41.902	47.227	27.735	1:56.864	120	40.910	47.164	26.609	1:54.683
50	41.640	46.951	26.105	1:54.696	121	40.801	46.632	26.052	1:53.485





**GO FAST
OR GO
HOME**

BRACKET

RACING



Bracket 5 uren van Assen Laps and Sector Times - Race

15 June 2026
Assen - 4555mtr.

51	41.537	47.342	27.879	1:56.758	122	41.922	47.075	26.936	1:55.933
52	41.802	47.425	26.584	1:55.811	123	40.679	46.942	26.223	1:53.844
53	42.251	47.578	26.645	1:56.474	124	42.096	46.496	Pit In	2:04.001
54	41.814	49.326	27.902	1:59.042	125	Pit Out	46.921	26.227	2:23.905
55	42.696	48.857	27.856	1:59.409	126	41.213	46.572	25.888	1:53.673
56	43.545	48.310	27.333	1:59.188	127	42.992	47.970	25.700	1:56.662
57	42.568	48.022	26.101	1:56.691	128	41.236	46.288	26.029	1:53.553
58	42.326	46.792	26.361	1:55.479	129	40.998	46.905	25.877	1:53.780
59	41.212	48.026	27.422	1:56.660	130	41.203	47.185	26.670	1:55.058
60	41.373	47.399	Pit In	2:05.516	131	42.493	47.824	26.020	1:56.337
61	Pit Out	47.979	26.281	2:28.416	132	41.213	47.880	36.026	2:05.119
62	41.060	46.429	26.852	1:54.341	133	1:36.365	1:51.063	1:13.233	4:40.661
63	1:06.354	1:54.527	1:17.359	4:18.240	134	1:36.321	1:53.317	1:17.420	4:47.058
64	1:02.986	47.993	26.850	2:17.829	135	1:40.176	1:02.759	27.762	3:10.697
65	42.266	46.584	25.911	1:54.761	136	42.095	49.188	26.697	1:57.980
66	40.935	45.770	25.683	1:52.388	137	43.271	47.107	27.597	1:57.975
67	41.649	46.195	26.043	1:53.887	138	43.061	46.973	25.786	1:55.820
68	40.943	46.025	31.887	1:58.855	139	41.612	46.826	25.974	1:54.412
69	1:35.879	1:56.599	1:17.871	4:50.349	140	41.309	46.479	26.548	1:54.336
70	1:41.200	2:04.303	1:22.077	5:07.580	141	41.690	47.148	27.030	1:55.868
71	1:40.093	1:33.036	30.568	3:43.697	142	41.398	46.348	26.746	1:54.492

26 Go-braap! Racing Team																			
lap	Sect-1	Speed	Sect-2	Speed	Sect-3	Speed	TopSpeed	laptime	pit	lap	Sect-1	Speed	Sect-2	Speed	Sect-3	Speed	Topspeed	laptime	pit
1	48.775		57.215		30.400			2:16.390		68	46.803		52.187		Pit In			2:14.716	
2	43.941		53.334		28.694			2:05.969		69	Pit Out		52.519		29.292			2:36.547	
3	43.761		51.320		27.543			2:02.624		70	44.667		50.913		28.825			2:04.405	
4	43.066		49.985		27.265			2:00.316		71	44.551		51.221		29.159			2:04.931	
5	42.952		49.169		27.177			1:59.298		72	44.578		51.906		29.043			2:05.527	
6	42.905		48.505		26.636			1:58.046		73	44.422		50.840		28.642			2:03.904	
7	43.419		48.112		26.594			1:58.125		74	44.338		50.532		28.810			2:03.680	
8	41.956		47.373		26.538			1:55.867		75	43.757		50.062		28.717			2:02.536	
9	42.154		47.835		26.968			1:56.957		76	45.378		51.831		29.925			2:07.134	
10	41.792		47.167		26.576			1:55.535		77	44.896		51.146		28.647			2:04.689	
11	41.917		47.163		26.729			1:55.809		78	44.692		50.861		29.097			2:04.650	
12	42.093		48.340		26.310			1:56.743		79	44.436		50.181		28.613			2:03.230	
13	42.291		46.830		26.581			1:55.702		80	44.672		50.306		28.381			2:03.359	
14	<u>41.592</u>		46.734		<u>26.026</u>			<u>1:54.352</u>		81	43.716		50.839		28.836			2:03.391	
15	41.682		46.632		26.466			1:54.780		82	44.448		51.053		28.433			2:03.934	
16	41.919		47.295		26.594			1:55.808		83	43.830		55.306		28.962			2:08.098	
17	41.833		48.222		26.487			1:56.542		84	46.206		51.505		Pit In			2:14.868	
18	1:19.862		1:59.207		59.664			4:18.733		85	Pit Out		51.084		28.924			2:37.955	
19	43.837		47.285		26.459			1:57.581		86	45.706		50.695		28.893			2:05.294	
20	44.388		47.014		Pit In			2:08.520		87	45.148		50.453		28.926			2:04.527	
21	Pit Out		54.473		29.415			2:45.211		88	45.829		51.862		29.385			2:07.076	
22	45.694		53.931		29.263			2:08.888		89	46.437		51.032		29.450			2:06.919	





**GO FAST
OR GO
HOME**

BRACKET

RACING



Bracket 5 uren van Assen Laps and Sector Times - Race

15 June 2026
Assen - 4555mtr.

23	45.822	52.777	29.139	2:07.738	90	46.248	50.939	29.082	2:06.269
24	45.714	51.846	28.314	2:05.874	91	45.286	50.444	29.115	2:04.845
25	44.534	51.769	29.014	2:05.317	92	45.622	49.926	28.771	2:04.319
26	45.248	51.323	28.337	2:04.908	93	46.053	51.524	29.950	2:07.527
27	44.557	51.623	28.349	2:04.529	94	46.486	1:04.622	1:13.836	3:04.944
28	45.399	50.747	28.128	2:04.274	95	1:48.330	1:22.277	28.955	3:39.562
29	44.566	51.053	27.775	2:03.394	96	44.296	50.431	29.263	2:03.990
30	44.575	50.579	Pit In	2:10.961	97	45.556	59.478	1:11.219	2:56.253
31	Pit Out	53.344	29.234	2:38.056	98	1:40.043	1:19.326	Pit In	3:37.452
32	45.907	51.724	29.168	2:06.799	99	Pit Out	48.841	27.533	2:34.767
33	44.392	50.506	28.441	2:03.339	100	44.351	48.418	27.344	2:00.113
34	44.402	51.023	28.760	2:04.185	101	43.735	49.904	27.387	2:01.026
35	44.751	50.276	28.812	2:03.839	102	42.991	48.166	26.735	1:57.892
36	44.132	50.782	28.589	2:03.503	103	42.739	47.780	26.274	1:56.793
37	44.233	50.372	28.803	2:03.408	104	43.364	47.124	26.934	1:57.422
38	44.535	49.801	28.399	2:02.735	105	44.227	47.626	26.256	1:58.109
39	43.940	50.729	28.644	2:03.313	106	42.719	46.685	26.581	1:55.985
40	48.654	50.810	28.608	2:08.072	107	42.604	48.189	26.955	1:57.748
41	44.365	50.917	Pit In	2:12.186	108	42.947	46.529	26.960	1:56.436
42	Pit Out	51.013	28.623	2:36.251	109	43.201	48.250	26.273	1:57.724
43	45.212	53.562	30.498	2:09.272	110	42.217	46.982	26.553	1:55.752
44	46.233	50.674	28.328	2:05.235	111	42.509	47.173	26.767	1:56.449
45	43.955	50.697	28.062	2:02.714	112	42.121	46.561	26.430	1:55.112
46	44.680	51.736	28.650	2:05.066	113	41.955	<u>46.475</u>	26.081	1:54.511
47	44.905	50.963	28.926	2:04.794	114	42.628	46.651	26.262	1:55.541
48	44.800	50.525	28.294	2:03.619	115	42.488	47.860	26.850	1:57.198
49	44.662	50.841	28.860	2:04.363	116	42.683	47.029	Pit In	2:06.467
50	44.671	50.123	28.629	2:03.423	117	Pit Out	53.165	30.315	2:41.312
51	44.912	50.078	29.326	2:04.316	118	45.903	51.972	29.828	2:07.703
52	44.844	51.207	28.729	2:04.780	119	45.247	52.120	29.618	2:06.985
53	44.061	50.775	28.928	2:03.764	120	45.132	51.598	28.908	2:05.638
54	44.866	52.230	29.469	2:06.565	121	44.838	51.676	29.699	2:06.213
55	45.884	52.349	29.473	2:07.706	122	44.774	51.349	28.718	2:04.841
56	46.288	51.779	Pit In	2:14.012	123	45.056	51.031	28.618	2:04.705
57	Pit Out	52.900	29.705	2:37.768	124	1:00.281	1:52.050	1:18.279	4:10.610
58	46.074	51.798	28.999	2:06.871	125	1:45.282	1:58.913	1:20.893	5:05.088
59	45.037	59.653	1:15.158	2:59.848	126	1:44.507	1:42.515	30.994	3:58.016
60	1:39.684	1:37.807	29.846	3:47.337	127	47.244	52.871	29.700	2:09.815
61	46.610	51.291	28.301	2:06.202	128	45.053	53.526	29.343	2:07.922
62	44.603	50.747	28.299	2:03.649	129	45.012	52.705	29.567	2:07.284
63	45.079	49.983	27.920	2:02.982	130	44.942	52.337	29.689	2:06.968
64	43.706	50.264	28.840	2:02.810	131	45.502	51.831	30.063	2:07.396
65	1:06.589	2:07.511	1:27.864	4:41.964	132	45.427	51.588	29.391	2:06.406
66	1:55.333	2:13.597	1:21.688	5:30.618	133	45.786	51.549	29.500	2:06.835
67	1:46.146	1:38.380	32.591	3:57.117	134				





**GO FAST
OR GO
HOME**

BRACKET

RACING



Bracket 5 uren van Assen Laps and Sector Times - Race

15 June 2026
Assen - 4555mtr.

27 TIM-Xtreme																			
lap	Sect-1	Speed	Sect-2	Speed	Sect-3	Speed	TopSpeed	laptime	pit	lap	Sect-1	Speed	Sect-2	Speed	Sect-3	Speed	Topspeed	laptime	pit
1	7:30.031		51.364		27.817			8:56.820		70	42.505		46.876		26.197			1:55.578	
2	42.325		49.538		27.506			1:59.369		71	43.040		47.153		27.817			1:58.010	
3	42.303		49.403		27.462			1:59.168		72	43.474		47.843		Pit In			2:06.177	
4	42.161		49.464		27.669			1:59.294		73	Pit Out		50.660		28.662			3:12.367	
5	41.879		48.344		27.413			1:57.636		74	45.575		49.966		28.183			2:03.724	
6	42.548		47.369		26.686			1:56.603		75	43.666		50.515		28.230			2:02.411	
7	41.680		47.073		26.346			1:55.099		76	43.716		49.262		28.095			2:01.073	
8	41.508		46.861		26.709			1:55.078		77	44.212		49.994		27.978			2:02.184	
9	41.008		46.850		26.499			1:54.357		78	43.842		50.094		28.291			2:02.227	
10	41.568		47.109		26.701			1:55.378		79	43.867		50.439		28.250			2:02.556	
11	41.183		46.352		26.176			1:53.711		80	44.004		49.999		28.395			2:02.398	
12	41.273		47.173		27.820			1:56.266		81	45.072		50.314		27.756			2:03.142	
13	41.468		47.410		26.559			1:55.437		82	43.914		49.938		28.067			2:01.919	
14	42.271		46.771		33.018			2:02.060		83	44.168		51.739		28.216			2:04.123	
15	1:37.352		1:50.916		33.599			4:01.867		84	43.593		49.494		28.495			2:01.582	
16	43.772		48.956		26.921			1:59.649		85	45.177		50.045		28.372			2:03.594	
17	43.445		47.081		Pit In			2:06.630		86	44.371		49.915		27.652			2:01.938	
18	Pit Out		51.202		28.796			3:00.843		87	43.901		49.409		27.769			2:01.079	
19	43.803		50.889		28.684			2:03.376		88	43.673		50.078		28.099			2:01.850	
20	43.810		50.755		28.332			2:02.897		89	44.487		50.110		27.680			2:02.277	
21	43.983		50.577		28.554			2:03.114		90	44.209		51.295		Pit In			2:12.412	
22	43.873		50.240		27.996			2:02.109		91	Pit Out		45.800		25.292			2:26.943	
23	43.906		51.064		29.076			2:04.046		92	39.736		44.877		24.752			1:49.365	
24	43.544		50.720		28.698			2:02.962		93	39.438		45.118		24.675			1:49.231	
25	44.008		50.469		28.173			2:02.650		94	39.048		44.314		24.472			1:47.834	
26	44.218		50.719		28.407			2:03.344		95	39.057		44.777		24.838			1:48.672	
27	43.924		50.197		28.308			2:02.429		96	1:00.877		1:53.269		1:16.624			4:10.770	
28	44.027		50.495		28.201			2:02.723		97	59.413		45.263		24.626			2:09.302	
29	44.086		49.902		28.242			2:02.230		98	39.175		45.273		24.473			1:48.921	
30	43.988		50.773		29.588			2:04.349		99	39.491		1:01.007		1:12.333			2:52.831	
31	43.983		49.741		27.816			2:01.540		100	1:36.489		1:05.952		26.373			3:08.814	
32	43.677		49.561		28.064			2:01.302		101	39.194		44.047		<u>24.409</u>			1:47.650	
33	43.737		49.684		28.659			2:02.080		102	<u>38.368</u>		44.729		24.829			1:47.926	
34	43.697		49.950		28.156			2:01.803		103	38.439		<u>43.911</u>		25.291			1:47.641	
35	43.724		50.459		28.117			2:02.300		104	39.280		44.152		25.280			1:48.712	
36	44.663		52.861		30.811			2:08.335		105	39.212		44.947		25.157			1:49.316	
37	49.794		56.415		Pit In			2:27.204		106	38.761		44.288		24.953			1:48.002	
38	Pit Out		45.812		25.148			2:35.734		107	38.728		44.453		26.082			1:49.263	
39	39.439		45.467		25.447			1:50.353		108	39.724		44.222		25.073			1:49.019	
40	39.039		44.857		25.098			1:48.994		109	39.775		44.607		24.860			1:49.242	
41	39.121		44.707		25.014			1:48.842		110	38.731		44.155		24.761			1:47.647	
42	38.497		45.038		25.207			1:48.742		111	38.838		44.559		24.787			1:48.184	
43	38.910		44.782		25.275			1:48.967		112	39.390		44.531		Pit In			1:58.664	
44	38.933		45.554		24.738			1:49.225		113	Pit Out		46.770		26.061			2:28.925	





**GO FAST
OR GO
HOME**

BRACKET

RACING



Bracket 5 uren van Assen Laps and Sector Times - Race

15 June 2026
Assen - 4555mtr.

45	38.638	45.411	24.683	1:48.732	114	42.172	48.005	26.434	1:56.611
46	38.675	45.211	24.774	1:48.660	115	41.570	46.667	25.932	1:54.169
47	39.067	44.638	24.810	1:48.515	116	41.225	46.519	25.737	1:53.481
48	38.806	44.556	24.707	1:48.069	117	40.645	47.221	26.349	1:54.215
49	38.729	44.568	24.777	1:48.074	118	41.822	47.212	26.756	1:55.790
50	38.403	43.991	24.803	<u>1:47.197</u>	119	40.780	46.150	25.709	1:52.639
51	40.521	46.003	24.876	1:51.400	120	40.824	46.125	25.789	1:52.738
52	39.107	44.522	26.285	1:49.914	121	40.657	47.296	26.154	1:54.107
53	39.362	45.991	24.910	1:50.263	122	40.752	46.175	26.024	1:52.951
54	39.349	45.034	25.282	1:49.665	123	40.951	46.137	25.710	1:52.798
55	39.433	45.413	25.198	1:50.044	124	41.711	46.787	26.020	1:54.518
56	40.088	45.342	25.169	1:50.599	125	42.730	47.885	29.112	1:59.727
57	39.216	45.106	Pit In	1:58.527	126	40.867	46.895	25.905	1:53.667
58	Pit Out	46.905	26.174	2:25.119	127	41.546	46.795	26.167	1:54.508
59	41.490	1:15.649	1:11.309	3:08.448	128	42.180	1:24.549	1:13.810	3:20.539
60	1:37.972	1:18.844	26.863	3:23.679	129	1:37.199	1:52.927	1:12.000	4:42.126
61	42.807	47.765	25.887	1:56.459	130	1:44.171	2:05.126	Pit In	5:06.168
62	41.366	46.808	26.392	1:54.566	131	Pit Out	52.327	28.409	2:43.830
63	41.097	46.825	26.077	1:53.999	132	44.504	51.756	28.666	2:04.926
64	40.810	47.241	26.074	1:54.125	133	44.221	49.672	27.767	2:01.660
65	41.565	1:35.200	1:11.920	3:28.685	134	43.345	49.583	27.558	2:00.486
66	1:37.540	1:51.893	1:13.981	4:43.414	135	43.625	49.366	27.426	2:00.417
67	1:40.174	1:49.944	1:14.764	4:44.882	136	43.202	49.368	27.846	2:00.416
68	1:10.965	51.354	28.139	2:30.458	137	43.317	49.675	28.964	2:01.956
69	41.986	47.502	27.587	1:57.075	138				

28		BENE-racing																	
lap	Sect-1	Speed	Sect-2	Speed	Sect-3	Speed	TopSpeed	laptime	pit	lap	Sect-1	Speed	Sect-2	Speed	Sect-3	Speed	Topspeed	laptime	pit
1	44.635		56.365		29.427			2:10.427		74	Pit Out		46.252		27.313			2:26.035	
2	42.404		54.385		27.956			2:04.745		75	40.123		46.251		25.565			1:51.939	
3	41.394		52.408		26.719			2:00.521		76	40.089		44.529		25.411			1:50.029	
4	40.484		49.924		26.049			1:56.457		77	40.551		44.876		25.057			1:50.484	
5	40.339		48.976		26.488			1:55.803		78	39.145		45.596		25.887			1:50.628	
6	40.395		48.677		26.004			1:55.076		79	40.342		44.993		24.961			1:50.296	
7	40.066		47.733		25.756			1:53.555		80	39.171		46.278		25.492			1:50.941	
8	40.367		46.868		25.278			1:52.513		81	40.124		46.697		25.039			1:51.860	
9	40.460		46.468		26.363			1:53.291		82	39.964		44.829		27.168			1:51.961	
10	39.859		48.517		26.050			1:54.426		83	39.915		45.452		26.064			1:51.431	
11	40.416		46.573		25.452			1:52.441		84	39.702		45.408		26.843			1:51.953	
12	39.739		45.994		25.566			1:51.299		85	42.035		44.669		25.909			1:52.613	
13	41.490		46.083		25.306			1:52.879		86	40.051		44.685		26.135			1:50.871	
14	39.883		46.508		26.559			1:52.950		87	39.510		44.740		25.180			1:49.430	
15	39.896		47.217		25.363			1:52.476		88	39.636		45.557		25.266			1:50.459	
16	40.328		46.970		25.481			1:52.779		89	40.929		45.063		25.515			1:51.507	
17	40.174		45.723		25.208			1:51.105		90	39.445		45.041		24.977			1:49.463	
18	40.520		56.172		Pit In			2:45.336		91	39.726		45.652		26.443			1:51.821	





**GO FAST
OR GO
HOME**

BRACKET

RACING



Bracket 5 uren van Assen Laps and Sector Times - Race

15 June 2026
Assen - 4555mtr.

19	Pit Out	1:07.663	27.952	3:20.325	92	40.866	45.637	25.804	1:52.307
20	41.608	47.669	26.841	1:56.118	93	40.938	45.277	25.696	1:51.911
21	40.612	47.619	27.688	1:55.919	94	41.169	46.301	Pit In	2:03.502
22	41.206	46.924	26.017	1:54.147	95	Pit Out	46.798	26.033	2:17.279
23	40.699	46.521	26.488	1:53.708	96	41.017	47.383	25.562	1:53.962
24	40.389	46.162	26.047	1:52.598	97	41.372	45.849	25.581	1:52.802
25	39.671	45.192	25.376	1:50.239	98	40.960	46.115	26.352	1:53.427
26	40.534	45.794	25.853	1:52.181	99	40.504	46.059	26.741	1:53.304
27	39.703	45.425	25.726	1:50.854	100	40.645	47.430	25.536	1:53.611
28	40.689	45.804	25.304	1:51.797	101	40.204	46.315	25.449	1:51.968
29	39.303	45.297	25.427	1:50.027	102	40.213	47.550	26.219	1:53.982
30	39.983	46.259	25.429	1:51.671	103	40.060	46.876	26.226	1:53.162
31	40.283	45.433	25.272	1:50.988	104	41.320	46.452	58.261	2:26.033
32	40.613	45.823	26.290	1:52.726	105	1:41.158	1:44.870	26.496	3:52.524
33	39.854	44.984	25.537	1:50.375	106	40.345	46.432	26.204	1:52.981
34	40.018	45.598	25.386	1:51.002	107	41.057	46.297	26.502	1:53.856
35	39.897	45.911	27.703	1:53.511	108	1:05.747	1:50.945	1:10.205	4:06.897
36	39.637	45.363	25.193	1:50.193	109	43.688	46.765	25.901	1:56.354
37	40.388	45.141	25.338	1:50.867	110	40.163	47.859	25.624	1:53.646
38	41.219	44.940	26.876	1:53.035	111	40.707	46.314	25.601	1:52.622
39	39.708	45.604	Pit In	2:02.033	112	41.126	46.918	25.983	1:54.027
40	Pit Out	47.972	26.914	2:23.619	113	41.288	46.859	25.715	1:53.862
41	41.418	46.928	27.067	1:55.413	114	40.508	47.363	25.524	1:53.395
42	41.468	45.930	26.198	1:53.596	115	41.816	48.051	Pit In	2:06.417
43	41.158	45.458	26.472	1:53.088	116	Pit Out	47.099	25.449	2:19.576
44	40.659	45.445	25.940	1:52.044	117	39.240	44.813	25.929	1:49.982
45	40.627	46.481	26.414	1:53.522	118	40.546	45.279	25.811	1:51.636
46	42.644	46.307	26.016	1:54.967	119	39.307	44.920	25.121	1:49.348
47	40.453	45.937	26.990	1:53.380	120	38.900	44.406	25.470	<u>1:48.776</u>
48	41.698	47.088	26.765	1:55.551	121	39.915	49.069	25.464	1:54.448
49	40.881	46.648	26.854	1:54.383	122	39.705	45.428	25.428	1:50.561
50	42.422	47.580	26.279	1:56.281	123	<u>38.807</u>	45.029	25.376	1:49.212
51	41.060	47.584	27.352	1:55.996	124	39.303	<u>44.308</u>	25.374	1:48.985
52	41.696	47.215	26.086	1:54.997	125	40.390	44.905	<u>24.894</u>	1:50.189
53	40.934	45.976	26.243	1:53.153	126	40.457	44.372	25.079	1:49.908
54	40.661	45.694	26.611	1:52.966	127	41.102	44.544	26.746	1:52.392
55	41.087	45.454	26.969	1:53.510	128	40.981	45.897	26.241	1:53.119
56	40.731	45.436	25.929	1:52.096	129	39.342	46.414	25.628	1:51.384
57	40.582	45.391	26.502	1:52.475	130	40.908	45.511	26.191	1:52.610
58	41.511	46.444	27.236	1:55.191	131	39.587	46.418	25.189	1:51.194
59	41.789	47.244	Pit In	2:02.663	132	41.368	44.794	25.072	1:51.234
60	Pit Out	46.448	25.031	2:16.452	133	39.477	46.435	25.627	1:51.539
61	39.940	46.290	25.066	1:51.296	134	40.099	45.187	25.401	1:50.687
62	39.670	45.139	25.284	1:50.093	135	40.320	48.028	26.133	1:54.481
63	40.312	45.926	26.180	1:52.418	136	39.754	46.078	Pit In	2:00.922





**GO FAST
OR GO
HOME**

BRACKET

RACING



Bracket 5 uren van Assen Laps and Sector Times - Race

15 June 2026
Assen - 4555mtr.

64	40.874	47.185	26.341	1:54.400	137	Pit Out	1:50.437	1:12.123	4:45.533
65	41.171	1:30.627	Pit In	3:22.704	138	1:34.802	1:48.942	1:12.295	4:36.039
66	Pit Out	1:02.461	25.729	2:56.069	139	1:36.071	1:21.562	30.976	3:28.609
67	40.079	45.967	25.209	1:51.255	140	44.404	49.824	28.224	2:02.452
68	41.484	46.391	26.471	1:54.346	141	42.191	48.675	27.280	1:58.146
69	41.917	46.396	25.348	1:53.661	142	41.098	46.891	26.495	1:54.484
70	40.080	46.834	26.111	1:53.025	143	41.233	45.927	26.716	1:53.876
71	41.245	1:34.685	1:14.172	3:30.102	144	41.524	47.470	26.843	1:55.837
72	1:37.060	1:51.071	Pit In	4:41.263	145	40.980	46.099	26.384	1:53.463
73	Pit Out	1:51.746	Pit In	4:47.586	146	41.399	48.026	28.082	1:57.507

29 NN Racing																			
Lap	Sect-1	Speed	Sect-2	Speed	Sect-3	Speed	TopSpeed	laptime	pit	Lap	Sect-1	Speed	Sect-2	Speed	Sect-3	Speed	TopSpeed	laptime	pit
1	47.253		54.174		29.633			2:11.060		74	1:00.072		48.041		26.576			2:14.689	
2	42.597		52.032		28.375			2:03.004		75	41.481		46.499		26.363			1:54.343	
3	41.791		51.508		28.160			2:01.459		76	41.169		46.301		27.356			1:54.826	
4	41.485		50.186		27.441			1:59.112		77	41.186		46.306		26.350			1:53.842	
5	41.166		49.036		27.097			1:57.299		78	40.813		46.139		25.727			1:52.679	
6	40.807		48.803		26.541			1:56.151		79	40.904		46.889		26.046			1:53.839	
7	40.543		47.371		26.199			1:54.113		80	42.074		47.438		25.683			1:55.195	
8	40.851		47.229		26.372			1:54.452		81	40.660		46.628		25.793			1:53.081	
9	40.620		47.513		26.442			1:54.575		82	40.917		46.378		26.194			1:53.489	
10	40.595		47.008		26.399			1:54.002		83	42.902		46.034		26.188			1:55.124	
11	40.238		47.625		26.237			1:54.100		84	42.020		46.873		Pit In			2:02.902	
12	40.405		46.794		26.130			1:53.329		85			47.418		26.008			2:24.826	
13	40.821		46.822		26.135			1:53.778		86	40.667		45.934		25.848			1:52.449	
14	40.359		46.637		25.785			1:52.781		87	40.021		46.284		25.685			1:51.990	
15	40.958		46.084		25.875			1:52.917		88	39.958		45.743		26.303			1:52.004	
16	40.572		46.509		26.584			1:53.665		89	39.799		46.727		25.548			1:52.074	
17	40.225		46.549		25.853			1:52.627		90	40.195		45.941		25.287			1:51.423	
18	40.178		1:30.566		Pit In			3:24.132		91	39.895		46.154		25.558			1:51.607	
19	Pit Out		47.868		26.283			2:50.947		92	39.997		46.403		26.064			1:52.464	
20	41.027		46.457		25.923			1:53.407		93	40.337		46.463		25.661			1:52.461	
21	40.856		46.194		25.820			1:52.870		94	40.408		46.768		25.400			1:52.576	
22	42.457		47.464		26.768			1:56.689		95	40.215		46.595		25.380			1:52.190	
23	40.175		47.319		25.718			1:53.212		96	39.857		45.556		25.293			1:50.706	
24	40.057		46.012		25.712			1:51.781		97	40.837		45.725		25.579			1:52.141	
25	40.133		46.425		25.587			1:52.145		98	40.088		45.882		25.725			1:51.695	
26	40.167		45.496		25.225			1:50.888		99	40.204		45.668		25.942			1:51.814	
27	39.762		45.313		25.944			1:51.019		100	39.865		45.588		25.356			1:50.809	
28	40.134		45.897		25.544			1:51.575		101	39.816		45.889		25.361			1:51.066	
29	40.335		45.952		26.074			1:52.361		102	39.942		45.957		25.354			1:51.253	
30	40.891		46.573		25.858			1:53.322		103	41.009		46.561		26.818			1:54.388	
31	40.986		46.177		26.178			1:53.341		104	40.855		1:32.471		1:13.028			3:26.354	
32	40.462		45.992		25.753			1:52.207		105	1:37.218		53.836		26.136			2:57.190	
33	40.543		46.077		25.354			1:51.974		106	40.190		45.778		26.314			1:52.282	





**GO FAST
OR GO
HOME**

BRACKET

RACING



Bracket 5 uren van Assen Laps and Sector Times - Race

15 June 2026
Assen - 4555mtr.

34	40.406	45.808	25.851	1:52.065	107	40.366	46.284	Pit In	2:23.249
35	40.162	45.297	26.855	1:52.314	108	Pit Out	1:29.546	26.685	3:43.707
36	40.387	46.338	25.882	1:52.607	109	41.779	45.955	25.759	1:53.493
37	40.392	46.025	26.147	1:52.564	110	40.549	45.707	25.929	1:52.185
38	41.028	46.963	Pit In	2:01.435	111	40.285	45.868	25.762	1:51.915
39		47.627	25.987	2:28.874	112	40.427	46.027	26.934	1:53.388
40	40.209	46.867	25.731	1:52.807	113	40.879	46.162	26.625	1:53.666
41	40.494	47.236	26.597	1:54.327	114	40.641	45.978	25.897	1:52.516
42	40.085	45.820	25.628	1:51.533	115	40.915	45.982	25.583	1:52.480
43	40.235	45.931	25.651	1:51.817	116	41.085	46.029	26.250	1:53.364
44	39.594	45.974	25.596	1:51.164	117	40.228	46.049	26.273	1:52.550
45	40.106	46.914	25.452	1:52.472	118	40.810	46.489	25.789	1:53.088
46	<u>39.070</u>	45.607	25.071	1:49.748	119	41.950	45.985	26.695	1:54.630
47	39.645	45.114	<u>24.988</u>	1:49.747	120	40.428	46.312	26.267	1:53.007
48	39.427	46.199	25.725	1:51.351	121	40.385	47.106	26.573	1:54.064
49	39.696	45.541	25.289	1:50.526	122	40.744	46.525	26.398	1:53.667
50	39.670	45.225	25.373	1:50.268	123	41.052	46.660	26.087	1:53.799
51	39.278	45.894	27.344	1:52.516	124	40.513	46.647	26.799	1:53.959
52	39.730	45.677	26.073	1:51.480	125	40.440	46.108	25.685	1:52.233
53	40.711	45.516	25.058	1:51.285	126	41.120	47.098	26.177	1:54.395
54	39.406	45.137	25.074	1:49.617	127	40.974	46.446	26.268	1:53.688
55	39.270	45.578	25.239	1:50.087	128	41.739	47.110	Pit In	2:03.475
56	39.459	<u>44.957</u>	25.117	<u>1:49.533</u>	129		47.014	26.373	2:20.249
57	39.446	45.411	26.428	1:51.285	130	40.692	46.265	25.666	1:52.623
58	39.640	45.319	25.208	1:50.167	131	40.271	46.803	25.921	1:52.995
59	39.803	46.019	25.445	1:51.267	132	40.261	46.519	25.705	1:52.485
60	41.025	46.009	25.196	1:52.230	133	40.042	46.330	26.000	1:52.372
61	40.014	46.157	26.721	1:52.892	134	40.078	46.347	26.461	1:52.886
62	40.292	45.798	Pit In	2:00.476	135	40.130	46.669	25.526	1:52.325
63	Pit Out	46.503	26.545	2:26.701	136	40.888	1:32.170	1:10.044	3:23.102
64	40.893	46.239	26.275	1:53.407	137	1:34.643	1:53.174	1:14.402	4:42.219
65	40.184	1:33.815	1:11.151	3:25.150	138	1:41.167	1:59.261	1:07.009	4:47.437
66	1:32.654	1:00.959	25.238	2:58.851	139	46.340	51.373	28.331	2:06.044
67	40.132	46.234	25.040	1:51.406	140	42.447	48.371	26.405	1:57.223
68	40.164	46.234	26.414	1:52.812	141	40.776	47.021	25.936	1:53.733
69	41.881	46.882	26.596	1:55.359	142	40.608	46.338	26.674	1:53.620
70	40.028	45.681	26.254	1:51.963	143	40.568	46.792	26.473	1:53.833
71	41.735	1:38.373	1:12.833	3:32.941	144	40.308	46.067	25.664	1:52.039
72	1:36.626	1:50.724	1:12.408	4:39.758	145	40.394	46.407	25.920	1:52.721
73	1:45.015	1:58.741	1:16.502	5:00.258	146	41.033	46.674	26.235	1:53.942

36 Slipstream Sloeries																			
Lap	Sect-1	Speed	Sect-2	Speed	Sect-3	Speed	TopSpeed	laptime	pit	lap	Sect-1	Speed	Sect-2	Speed	Sect-3	Speed	Topspeed	laptime	pit
1	51.189		59.802		31.383			2:22.374	69		Pit Out		1:57.634		Pit In			5:05.158	
2	42.824		54.312		29.710			2:06.846	70		Pit Out		1:56.080		1:16.677			5:16.293	
3	42.390		50.856		28.020			2:01.266	71		1:15.846		51.141		26.987			2:33.974	





**GO FAST
OR GO
HOME**

BRACKET

RACING



Bracket 5 uren van Assen Laps and Sector Times - Race

15 June 2026
Assen - 4555mtr.

4	42.143	49.830	26.311	1:58.284	72	42.236	47.299	26.918	1:56.453
5	40.921	48.129	27.431	1:56.481	73	41.702	47.379	26.257	1:55.338
6	41.653	49.199	28.103	1:58.955	74	42.791	47.613	27.044	1:57.448
7	40.822	47.833	27.972	1:56.627	75	41.213	47.106	25.977	1:54.296
8	40.845	47.173	25.910	1:53.928	76	41.034	46.744	27.113	1:54.891
9	40.555	49.132	27.213	1:56.900	77	41.422	46.506	25.649	1:53.577
10	40.827	47.148	26.951	1:54.926	78	42.125	47.012	25.936	1:55.073
11	42.602	46.581	26.465	1:55.648	79	41.110	46.701	26.084	1:53.895
12	41.369	47.930	27.068	1:56.367	80	40.739	46.829	<u>25.582</u>	1:53.150
13	42.749	48.110	26.217	1:57.076	81	41.819	46.703	25.781	1:54.303
14	42.376	48.419	Pit In	2:10.261	82	40.878	47.430	25.989	1:54.297
15	Pit Out	50.226	27.783	2:45.458	83	41.404	47.389	27.591	1:56.384
16	42.176	48.280	27.228	1:57.684	84	41.005	47.624	26.544	1:55.173
17	43.036	1:27.664	1:18.300	3:29.000	85	41.988	47.445	25.900	1:55.333
18	1:24.048	49.812	27.009	2:40.869	86	41.585	48.177	26.042	1:55.804
19	43.315	47.909	27.205	1:58.429	87	42.141	47.776	Pit In	2:06.386
20	43.176	48.589	26.773	1:58.538	88	Pit Out	48.425	26.606	2:44.151
21	42.844	47.935	28.953	1:59.732	89	42.123	48.353	26.331	1:56.807
22	44.130	51.061	28.060	2:03.251	90	41.577	46.650	26.879	1:55.106
23	41.364	49.880	28.000	1:59.244	91	42.192	46.744	27.026	1:55.962
24	41.055	48.151	27.781	1:56.987	92	41.692	46.769	27.192	1:55.653
25	44.204	47.273	26.789	1:58.266	93	41.866	47.301	26.737	1:55.904
26	41.822	47.373	27.322	1:56.517	94	42.614	47.424	26.500	1:56.538
27	41.076	47.399	26.635	1:55.110	95	41.342	50.797	27.572	1:59.711
28	41.130	47.097	26.482	1:54.709	96	41.111	46.700	26.264	1:54.075
29	41.320	47.147	26.788	1:55.255	97	40.863	46.823	26.773	1:54.459
30	41.398	47.874	26.625	1:55.897	98	41.016	48.551	27.701	1:57.268
31	42.677	49.514	27.887	2:00.078	99	40.868	47.468	26.782	1:55.118
32	41.828	47.209	26.603	1:55.640	100	42.455	53.111	1:19.690	2:55.256
33	41.346	47.800	Pit In	2:04.519	101	1:50.685	1:22.616	27.334	3:40.635
34	Pit Out	49.301	27.398	2:31.059	102	41.537	48.096	26.888	1:56.521
35	41.965	48.878	26.538	1:57.381	103	40.902	47.882	34.438	2:03.222
36	41.815	47.511	26.624	1:55.950	104	1:40.261	1:55.647	Pit In	4:13.777
37	41.265	47.379	26.360	1:55.004	105	Pit Out	49.296	26.783	2:29.799
38	42.069	47.551	26.703	1:56.323	106	42.086	48.025	26.740	1:56.851
39	41.427	47.600	26.212	1:55.239	107	40.713	46.862	26.321	1:53.896
40	41.246	48.253	26.125	1:55.624	108	41.339	46.464	26.141	1:53.944
41	40.890	47.640	26.702	1:55.232	109	40.850	46.735	26.341	1:53.926
42	40.826	47.018	25.932	1:53.776	110	40.803	46.817	25.954	1:53.574
43	40.600	46.514	25.971	1:53.085	111	41.242	47.725	26.706	1:55.673
44	40.721	46.429	25.834	1:52.984	112	40.966	46.884	26.323	1:54.173
45	40.549	46.998	26.003	1:53.550	113	40.813	46.729	26.127	1:53.669
46	40.567	46.685	26.191	1:53.443	114	40.633	46.914	26.389	1:53.936
47	41.857	46.649	26.000	1:54.506	115	40.846	46.549	25.742	1:53.137
48	40.385	49.078	26.185	1:55.648	116	40.767	46.473	25.920	1:53.160





**GO FAST
OR GO
HOME**

BRACKET

RACING



Bracket 5 uren van Assen Laps and Sector Times - Race

15 June 2026
Assen - 4555mtr.

49	40.806	46.593	26.866	1:54.265	117	40.645	47.387	27.337	1:55.369
50	40.624	46.591	26.122	1:53.337	118	40.647	46.731	25.758	1:53.136
51	41.373	47.059	26.465	1:54.897	119	42.413	47.192	26.134	1:55.739
52	<u>40.296</u>	<u>46.142</u>	26.227	<u>1:52.665</u>	120	40.428	46.538	25.895	1:52.861
53	40.999	46.428	Pit In	2:02.698	121	40.816	46.329	26.136	1:53.281
54	Pit Out	48.200	27.960	2:37.059	122	40.538	46.922	25.912	1:53.372
55	42.144	47.847	27.769	1:57.760	123	40.810	47.757	26.526	1:55.093
56	41.561	47.066	26.938	1:55.565	124	40.326	46.953	25.769	1:53.048
57	41.369	49.549	28.652	1:59.570	125	40.453	46.497	25.747	1:52.697
58	41.724	47.637	27.035	1:56.396	126	41.406	46.940	25.982	1:54.328
59	41.880	47.295	27.385	1:56.560	127	41.107	46.293	25.735	1:53.135
60	40.928	47.543	28.092	1:56.563	128	41.136	46.496	Pit In	2:03.098
61	41.514	47.300	27.185	1:55.999	129	Pit Out	48.230	27.703	2:32.658
62	40.904	46.424	38.711	2:06.039	130	42.197	47.914	27.410	1:57.521
63	1:39.717	1:54.939	49.314	4:23.970	131	42.085	47.573	1:02.589	2:32.247
64	42.507	47.232	26.371	1:56.110	132	1:39.253	1:54.740	1:15.532	4:49.525
65	41.373	47.099	27.531	1:56.003	133	1:38.008	1:48.683	1:12.951	4:39.642
66	41.759	47.252	26.934	1:55.945	134	1:23.295	50.772	29.177	2:43.244
67	41.187	47.507	27.651	1:56.345	135	10:16.396	48.586	27.781	11:32.763
68	40.884	58.078	Pit In	2:52.512	136	41.947	49.162	26.396	1:57.505

43 Verplicht Veld																			
lap	Sect-1	Speed	Sect-2	Speed	Sect-3	Speed	TopSpeed	laptime	pit	lap	Sect-1	Speed	Sect-2	Speed	Sect-3	Speed	Topspeed	laptime	pit
1	53.925		1:00.109		32.638			2:26.672		65	Pit Out		51.154		29.828			2:34.340	
2	50.434		55.338		30.862			2:16.634		66	45.777		50.964		29.765			2:06.506	
3	46.239		54.928		29.999			2:11.166		67	46.052		51.464		Pit In			2:19.146	
4	45.957		53.017		29.704			2:08.678		68	Pit Out		53.654		30.695			2:50.374	
5	46.450		52.534		29.879			2:08.863		69	47.417		57.702		31.138			2:16.257	
6	46.054		52.324		29.650			2:08.028		70	47.640		54.356		30.879			2:12.875	
7	45.786		51.967		30.994			2:08.747		71	47.018		53.279		30.302			2:10.599	
8	46.099		51.460		30.333			2:07.892		72	46.744		53.139		30.269			2:10.152	
9	45.569		50.606		30.116			2:06.291		73	47.480		53.457		29.738			2:10.675	
10	45.406		50.885		28.942			2:05.233		74	46.516		52.708		30.028			2:09.252	
11	45.535		51.136		30.140			2:06.811		75	46.720		52.610		30.148			2:09.478	
12	47.207		52.070		28.851			2:08.128		76	48.113		53.313		30.593			2:12.019	
13	45.414		50.848		29.064			2:05.326		77	48.243		53.962		Pit In			2:23.099	
14	45.721		50.221		28.862			2:04.804		78	Pit Out		51.150		29.273			2:41.683	
15	44.821		50.477		Pit In			2:12.774		79	45.875		50.781		29.711			2:06.367	
16	Pit Out		1:31.698		1:14.130			4:04.681		80	47.614		50.821		28.881			2:07.316	
17	1:19.566		54.424		30.619			2:44.609		81	44.387		51.522		28.999			2:04.908	
18	45.969		53.341		29.901			2:09.211		82	44.785		50.668		29.346			2:04.799	
19	46.719		52.932		29.648			2:09.299		83	45.949		50.855		29.451			2:06.255	
20	45.336		52.044		29.646			2:07.026		84	45.264		50.064		28.961			2:04.289	
21	44.945		52.648		29.173			2:06.766		85	50.766		50.344		29.585			2:10.695	
22	44.960		51.973		28.757			2:05.690		86	45.789		50.013		28.815			2:04.617	
23	44.797		51.280		29.376			2:05.453		87	45.463		50.791		29.816			2:06.070	





**GO FAST
OR GO
HOME**

BRACKET

RACING



Bracket 5 uren van Assen Laps and Sector Times - Race

15 June 2026
Assen - 4555mtr.

24	44.965	51.565	29.172	2:05.702	88	45.478	1:03.510	29.876	2:18.864
25	44.880	51.984	29.229	2:06.093	89	46.508	50.289	Pit In	2:16.369
26	44.534	51.840	29.068	2:05.442	90	Pit Out	56.734	1:19.929	3:37.419
27	45.403	52.125	29.673	2:07.201	91	1:50.469	1:25.016	29.283	3:44.768
28	45.644	52.248	29.212	2:07.104	92	45.179	53.325	29.282	2:07.786
29	46.324	52.379	Pit In	2:14.142	93	46.227	1:01.606	1:10.553	2:58.386
30	Pit Out	53.880	31.184	2:50.322	94	1:40.005	1:18.158	30.619	3:28.782
31	47.677	53.942	31.138	2:12.757	95	46.466	51.893	29.109	2:07.468
32	48.009	54.278	31.292	2:13.579	96	45.555	51.760	28.849	2:06.164
33	48.002	54.262	30.945	2:13.209	97	44.495	51.435	28.920	2:04.850
34	47.926	54.316	31.139	2:13.381	98	44.770	51.692	29.052	2:05.514
35	47.733	54.871	30.997	2:13.601	99	<u>44.125</u>	51.654	28.817	2:04.596
36	47.728	55.270	30.411	2:13.409	100	44.894	50.993	29.556	2:05.443
37	47.649	53.940	30.227	2:11.816	101	45.089	52.356	29.508	2:06.953
38	47.987	53.602	30.441	2:12.030	102	45.294	51.175	Pit In	2:12.618
39	46.618	53.857	30.522	2:10.997	103	Pit Out	52.040	29.652	2:50.232
40	47.438	54.336	31.607	2:13.381	104	46.099	50.773	29.593	2:06.465
41	47.873	54.153	30.442	2:12.468	105	45.543	51.644	29.065	2:06.252
42	47.713	54.113	30.198	2:12.024	106	45.337	51.278	29.496	2:06.111
43	47.576	53.800	Pit In	2:22.572	107	45.397	50.633	29.739	2:05.769
44	Pit Out	1:00.495	29.935	2:50.694	108	45.017	50.578	30.202	2:05.797
45	47.352	51.771	29.224	2:08.347	109	45.149	49.976	29.592	2:04.717
46	45.227	50.105	29.030	2:04.362	110	45.646	50.560	29.298	2:05.504
47	46.955	51.968	29.265	2:08.188	111	45.026	50.465	29.053	2:04.544
48	44.468	1:00.104	29.936	2:14.508	112	45.010	50.184	29.691	2:04.885
49	44.898	<u>49.330</u>	29.211	2:03.439	113	45.178	49.825	28.857	2:03.860
50	45.302	49.392	28.722	<u>2:03.416</u>	114	45.830	51.620	29.967	2:07.417
51	44.832	50.080	28.894	2:03.806	115	44.770	50.145	<u>28.621</u>	2:03.536
52	47.824	49.349	29.393	2:06.566	116	44.917	49.728	28.997	2:03.642
53	46.328	50.044	29.591	2:05.963	117	44.846	50.032	Pit In	2:15.284
54	58.922	51.898	Pit In	2:30.388	118	Pit Out	53.590	30.638	2:44.737
55	Pit Out	52.606	29.608	2:42.734	119	1:18.933	1:49.299	1:13.258	4:21.490
56	46.168	50.681	39.244	2:16.093	120	1:36.001	1:51.360	1:14.686	4:42.047
57	1:40.031	1:53.230	53.884	4:27.145	121	1:41.854	1:34.968	34.722	3:51.544
58	45.869	50.649	29.524	2:06.042	122	50.052	55.581	31.561	2:17.194
59	45.460	50.811	29.329	2:05.600	123	49.267	56.571	32.039	2:17.877
60	45.398	51.145	29.264	2:05.807	124	50.535	54.546	30.199	2:15.280
61	45.080	49.661	29.469	2:04.210	125	47.368	54.558	30.888	2:12.814
62	50.254	1:48.443	1:18.735	3:57.432	126	48.084	53.868	30.747	2:12.699
63	1:37.845	1:56.855	1:16.759	4:51.459	127	48.046	53.884	30.955	2:12.885
64	1:30.511	1:47.048	Pit In	4:32.908	128				

44		RTE performance																	
Lap	Sect-1	Speed	Sect-2	Speed	Sect-3	Speed	TopSpeed	laptime	pit	Lap	Sect-1	Speed	Sect-2	Speed	Sect-3	Speed	Topspeed	laptime	pit
1			50.916		26.761			2:06.793		74	1:46.016		1:52.215		26.156			4:04.387	
2	39.406		50.108		25.835			1:55.349		75	39.090		44.473		25.493			1:49.056	





**GO FAST
OR GO
HOME**

BRACKET

RACING



Bracket 5 uren van Assen Laps and Sector Times - Race

15 June 2026
Assen - 4555mtr.

3	39.142	49.334	25.750	1:54.226	76	38.540	44.081	24.978	1:47.599
4	39.029	47.957	25.394	1:52.380	77	39.034	44.415	24.940	1:48.389
5	38.757	46.380	25.026	1:50.163	78	39.204	43.930	24.582	1:47.716
6	39.157	45.486	25.617	1:50.260	79	38.280	44.978	24.413	1:47.671
7	38.949	46.739	25.327	1:51.015	80	38.684	43.743	24.554	1:46.981
8	39.902	45.232	25.283	1:50.417	81	40.675	43.933	24.827	1:49.435
9	38.215	44.520	24.467	1:47.202	82	38.582	44.381	<u>24.215</u>	1:47.178
10	38.520	44.400	24.671	1:47.591	83	38.291	43.960	24.567	1:46.818
11	38.523	44.052	24.614	1:47.189	84	38.349	45.038	25.314	1:48.701
12	38.161	44.143	24.710	1:47.014	85	38.546	44.010	25.544	1:48.100
13	38.959	45.663	25.546	1:50.168	86	41.116	44.052	Pit In	1:58.711
14	40.223	44.776	24.260	1:49.259	87	Pit Out	44.915	26.241	2:19.144
15	<u>37.909</u>	<u>43.515</u>	24.361	<u>1:45.785</u>	88	40.080	45.009	25.080	1:50.169
16	38.221	44.038	Pit In	1:53.630	89	39.350	44.215	25.513	1:49.078
17	Pit Out	46.620	26.900	2:13.147	90	41.194	45.965	25.562	1:52.721
18	41.458	46.449	25.687	1:53.594	91	39.969	44.755	25.186	1:49.910
19	1:03.354	1:57.139	1:08.688	4:09.181	92	38.642	44.732	25.009	1:48.383
20	40.055	46.876	25.596	1:52.527	93	39.254	44.641	25.270	1:49.165
21	39.005	44.904	25.698	1:49.607	94	40.496	44.742	26.277	1:51.515
22	39.607	45.406	25.323	1:50.336	95	39.059	45.129	25.580	1:49.768
23	38.962	46.111	25.500	1:50.573	96	40.294	45.499	25.579	1:51.372
24	40.600	47.301	26.651	1:54.552	97	39.124	45.557	25.346	1:50.027
25	41.004	45.207	25.173	1:51.384	98	40.631	45.371	25.398	1:51.400
26	38.731	45.797	25.578	1:50.106	99	39.758	46.279	25.313	1:51.350
27	39.167	44.876	25.199	1:49.242	100	39.033	45.180	25.464	1:49.677
28	38.568	46.783	25.172	1:50.523	101	39.538	45.772	28.052	1:53.362
29	38.668	45.872	26.153	1:50.693	102	40.527	46.629	26.203	1:53.359
30	39.903	45.737	25.052	1:50.692	103	40.109	45.859	26.806	1:52.774
31	39.969	45.621	25.770	1:51.360	104	39.787	47.256	25.487	1:52.530
32	40.013	45.379	Pit In	1:57.257	105	39.266	45.246	Pit In	1:57.902
33	Pit Out	45.226	25.681	2:10.875	106	Pit Out	1:52.325	49.802	4:30.239
34	39.675	45.124	25.375	1:50.174	107	40.741	46.389	25.910	1:53.040
35	40.431	45.761	26.967	1:53.159	108	41.096	47.486	25.989	1:54.571
36	39.185	44.700	26.659	1:50.544	109	50.905	1:45.250	1:15.478	3:51.633
37	40.617	44.813	25.546	1:50.976	110	58.773	46.977	26.902	2:12.652
38	39.899	45.517	26.083	1:51.499	111	39.654	45.307	25.368	1:50.329
39	41.326	44.984	26.186	1:52.496	112	39.338	45.577	26.718	1:51.633
40	39.576	45.353	25.496	1:50.425	113	39.523	45.396	26.305	1:51.224
41	40.040	44.920	26.306	1:51.266	114	39.584	45.278	27.058	1:51.920
42	40.077	47.407	25.727	1:53.211	115	39.929	44.692	25.395	1:50.016
43	40.137	45.379	25.958	1:51.474	116	39.609	45.131	25.550	1:50.290
44	39.048	44.855	25.686	1:49.589	117	39.245	45.576	25.556	1:50.377
45	39.190	45.241	25.412	1:49.843	118	40.498	45.483	25.963	1:51.944
46	39.781	44.522	26.733	1:51.036	119	39.213	45.271	26.182	1:50.666
47	39.865	44.611	25.722	1:50.198	120	40.482	45.065	25.267	1:50.814





**GO FAST
OR GO
HOME**

BRACKET

RACING



Bracket 5 uren van Assen Laps and Sector Times - Race

15 June 2026
Assen - 4555mtr.

48	39.390	46.612	27.023	1:53.025	121	39.056	44.905	25.265	1:49.226
49	40.073	46.028	25.821	1:51.922	122	39.472	45.106	25.346	1:49.924
50	41.697	45.895	25.400	1:52.992	123	39.417	45.773	25.311	1:50.501
51	42.340	45.330	Pit In	1:59.452	124	40.767	45.471	25.902	1:52.140
52	Pit Out	48.642	26.708	2:23.142	125	39.437	45.977	Pit In	1:57.614
53	42.200	47.997	26.716	1:56.913	126	Pit Out	48.769	27.633	2:28.790
54	41.610	47.470	27.484	1:56.564	127	42.054	48.257	27.107	1:57.418
55	42.086	49.088	26.883	1:58.057	128	41.655	49.560	28.221	1:59.436
56	43.869	47.494	27.044	1:58.407	129	42.056	47.298	26.308	1:55.662
57	41.652	47.084	26.965	1:55.701	130	41.751	47.282	26.309	1:55.342
58	41.136	48.361	27.795	1:57.292	131	44.010	46.598	26.528	1:57.136
59	40.827	46.476	26.512	1:53.815	132	43.442	50.768	27.826	2:02.036
60	41.330	45.838	26.300	1:53.468	133	42.595	47.772	Pit In	2:05.176
61	41.152	46.536	26.318	1:54.006	134	Pit Out	44.530	24.805	2:12.675
62	41.552	46.734	26.720	1:55.006	135	38.661	46.270	25.240	1:50.171
63	41.147	46.682	25.916	1:53.745	136	38.451	44.498	24.973	1:47.922
64	41.018	46.746	26.331	1:54.095	137	38.604	51.899	1:18.522	2:49.025
65	41.530	46.158	26.398	1:54.086	138	1:48.565	2:05.816	1:22.510	5:16.891
66	1:06.837	2:01.354	Pit In	4:25.376	139	1:51.285	2:06.558	1:11.065	5:08.908
67	Pit Out	44.531	24.879	2:14.377	140	1:24.880	48.103	26.035	2:39.018
68	38.518	44.606	24.606	1:47.730	141	40.351	46.445	25.844	1:52.640
69	38.729	44.310	24.654	1:47.693	142	39.126	45.859	25.304	1:50.289
70	39.053	43.906	24.592	1:47.551	143	40.776	45.071	25.211	1:51.058
71	38.298	44.591	25.275	1:48.164	144	39.869	45.989	25.118	1:50.976
72	1:03.079	2:13.189	Pit In	4:39.029	145	39.311	45.196	25.328	1:49.835
73	Pit Out	2:00.686	1:26.389	5:08.012	146	38.767	45.434	24.981	1:49.182

50		Beek Racing																			
lap	Sect-1	Speed	Sect-2	Speed	Sect-3	Speed	TopSpeed	laptime	pit	lap	Sect-1	Speed	Sect-2	Speed	Sect-3	Speed	Topspeed	laptime	pit		
1	44.866		56.040		29.693			2:10.599		73	1:40.871		1:34.543		30.221			3:45.635			
2	41.075		52.829		27.703			2:01.607		74	46.181		49.006		26.736			2:01.923			
3	40.302		49.776		26.531			1:56.609		75	41.229		46.384		26.431			1:54.044			
4	40.315		48.578		26.246			1:55.139		76	40.962		45.983		25.463			1:52.408			
5	41.593		47.399		26.021			1:55.013		77	41.023		45.906		27.720			1:54.649			
6	39.336		46.167		25.789			1:51.292		78	41.846		45.941		25.452			1:53.239			
7	39.092		45.955		25.163			1:50.210		79	40.844		45.496		27.457			1:53.797			
8	39.039		45.511		25.865			1:50.415		80	41.608		46.303		25.700			1:53.611			
9	38.767		45.387		25.536			1:49.690		81	41.163		46.500		26.366			1:54.029			
10	40.266		46.481		25.288			1:52.035		82	41.221		46.614		26.480			1:54.315			
11	38.827		45.691		26.111			1:50.629		83	42.637		46.799		26.309			1:55.745			
12	38.679		44.037		26.264			1:48.980		84	41.630		47.103		Pit In			2:04.588			
13	<u>38.392</u>		45.799		25.690			1:49.881		85	Pit Out		47.632		25.901			2:24.393			
14	38.693		44.589		24.750			1:48.032		86	40.807		46.641		25.437			1:52.885			
15	38.847		45.752		24.908			1:49.507		87	39.772		45.706		25.017			1:50.495			
16	41.639		46.040		Pit In			2:03.002		88	41.757		46.145		25.652			1:53.554			
17	Pit Out		46.151		26.148			2:20.398		89	41.171		47.702		26.015			1:54.888			





**GO FAST
OR GO
HOME**

BRACKET

RACING



Bracket 5 uren van Assen Laps and Sector Times - Race

15 June 2026
Assen - 4555mtr.

18	41.790	1:07.810	1:12.864	3:02.464	90	39.991	46.376	25.517	1:51.884
19	1:32.607	1:01.865	27.901	3:02.373	91	40.166	47.695	25.383	1:53.244
20	44.020	47.913	26.200	1:58.133	92	40.468	46.786	26.348	1:53.602
21	42.535	46.846	28.155	1:57.536	93	40.937	46.872	25.601	1:53.410
22	43.711	47.998	26.449	1:58.158	94	41.483	45.950	25.621	1:53.054
23	41.477	46.567	26.195	1:54.239	95	41.182	46.362	25.592	1:53.136
24	41.250	46.822	25.701	1:53.773	96	43.955	47.379	26.370	1:57.704
25	40.680	45.742	25.872	1:52.294	97	40.004	46.147	25.857	1:52.008
26	41.063	46.405	26.153	1:53.621	98	41.468	46.436	25.729	1:53.633
27	41.031	46.353	25.979	1:53.363	99	40.350	46.024	25.218	1:51.592
28	41.282	45.939	26.018	1:53.239	100	41.638	46.212	25.403	1:53.253
29	42.232	45.729	25.945	1:53.906	101	40.007	46.829	Pit In	2:02.095
30	40.853	47.239	26.325	1:54.417	102	Pit Out	44.743	24.550	2:14.044
31	41.191	45.947	26.964	1:54.102	103	39.267	1:32.862	1:12.518	3:24.647
32	40.744	46.394	25.993	1:53.131	104	1:37.464	49.776	25.135	2:52.375
33	40.950	47.209	26.317	1:54.476	105	39.764	45.138	25.462	1:50.364
34	41.233	45.871	Pit In	2:02.337	106	39.254	44.527	47.423	2:11.204
35	Pit Out	47.076	25.670	2:19.579	107	1:32.494	1:45.857	26.162	3:44.513
36	40.848	46.468	25.728	1:53.044	108	39.283	45.319	24.901	1:49.503
37	40.249	45.657	25.452	1:51.358	109	39.628	44.258	24.652	1:48.538
38	40.380	46.499	26.339	1:53.218	110	38.657	44.801	<u>24.143</u>	1:47.601
39	40.519	47.627	25.981	1:54.127	111	38.762	45.489	24.849	1:49.100
40	41.453	48.356	25.717	1:55.526	112	40.272	44.702	25.803	1:50.777
41	41.585	49.382	26.994	1:57.961	113	38.874	44.668	24.305	1:47.847
42	40.750	47.131	25.736	1:53.617	114	39.573	44.437	26.658	1:50.668
43	41.371	47.601	26.086	1:55.058	115	39.430	44.934	24.555	1:48.919
44	41.144	48.872	26.107	1:56.123	116	39.152	44.328	Pit In	1:57.732
45	41.335	48.699	25.859	1:55.893	117	Pit Out	46.923	27.086	2:21.854
46	40.480	47.191	25.746	1:53.417	118	41.404	45.904	25.715	1:53.023
47	41.449	47.268	27.895	1:56.612	119	40.987	45.942	26.388	1:53.317
48	40.868	47.581	26.518	1:54.967	120	41.578	47.819	27.306	1:56.703
49	41.347	47.670	26.597	1:55.614	121	42.056	47.673	27.513	1:57.242
50	41.227	47.504	26.094	1:54.825	122	41.354	46.727	25.716	1:53.797
51	42.239	47.815	Pit In	2:05.655	123	41.387	46.268	25.961	1:53.616
52	Pit Out	45.167	24.641	2:14.980	124	41.770	46.281	25.644	1:53.695
53	38.454	43.994	24.894	1:47.342	125	41.017	46.605	26.492	1:54.114
54	38.584	44.458	25.236	1:48.278	126	41.719	47.213	26.232	1:55.164
55	41.894	43.694	24.782	1:50.370	127	41.703	46.890	26.215	1:54.808
56	38.913	<u>43.671</u>	25.292	1:47.876	128	42.008	46.906	26.032	1:54.946
57	38.834	44.026	24.945	1:47.805	129	41.620	47.231	26.306	1:55.157
58	39.404	44.745	24.593	1:48.742	130	42.340	47.944	26.599	1:56.883
59	38.724	43.736	24.504	<u>1:46.964</u>	131	41.951	47.010	26.156	1:55.117
60	39.161	43.755	24.150	1:47.066	132	42.518	47.424	26.617	1:56.559
61	38.826	44.557	25.076	1:48.459	133	42.494	48.522	26.980	1:57.996
62	38.934	43.990	24.240	1:47.164	134	42.802	49.711	Pit In	2:08.781





**GO FAST
OR GO
HOME**

BRACKET

RACING



Bracket 5 uren van Assen Laps and Sector Times - Race

15 June 2026
Assen - 4555mtr.

63	38.814	45.220	25.976	1:50.010	135	Pit Out	1:48.670	1:17.372	4:35.946
64	39.365	43.721	24.768	1:47.854	136	1:41.105	1:57.433	1:16.810	4:55.348
65	39.147	1:21.582	1:10.993	3:11.722	137	1:45.315	1:38.705	30.169	3:54.189
66	1:33.256	1:11.895	Pit In	3:19.193	138	42.883	49.553	26.768	1:59.204
67	Pit Out	46.388	25.955	2:32.796	139	41.781	48.939	26.856	1:57.576
68	40.620	45.815	25.534	1:51.969	140	41.831	47.943	25.875	1:55.649
69	41.230	45.668	25.983	1:52.881	141	43.402	47.558	27.715	1:58.675
70	41.190	46.599	28.998	1:56.787	142	41.168	46.784	26.045	1:53.997
71	1:37.859	1:59.098	1:19.582	4:56.539	143	41.292	47.043	27.645	1:55.980
72	1:40.702	2:04.505	1:21.943	5:07.150	144	41.207	47.941	26.088	1:55.236

51 Hietbrink Racing																			
lap	Sect-1	Speed	Sect-2	Speed	Sect-3	Speed	TopSpeed	laptime	pit	lap	Sect-1	Speed	Sect-2	Speed	Sect-3	Speed	TopSpeed	laptime	pit
1	52.623		59.048		30.863			2:22.534		73	47.478		52.751		28.220			2:08.449	
2	42.773		54.404		29.682			2:06.859		74	41.682		48.167		26.924			1:56.773	
3	42.653		52.327		28.119			2:03.099		75	41.600		47.528		26.181			1:55.309	
4	41.178		49.560		27.514			1:58.252		76	41.164		46.602		25.839			1:53.605	
5	40.976		49.258		27.833			1:58.067		77	41.215		48.688		28.189			1:58.092	
6	42.440		49.165		28.329			1:59.934		78	41.456		47.657		26.633			1:55.746	
7	41.583		48.334		27.432			1:57.349		79	41.382		48.498		26.537			1:56.417	
8	41.162		47.922		26.712			1:55.796		80	41.136		47.338		28.473			1:56.947	
9	40.835		46.820		26.943			1:54.598		81	42.054		46.879		27.487			1:56.420	
10	41.387		47.550		26.498			1:55.435		82	44.676		47.244		Pit In			2:11.759	
11	41.534		46.914		26.181			1:54.629		83	Pit Out		45.709		24.940			2:20.956	
12	41.645		47.623		27.211			1:56.479		84	39.734		46.039		26.012			1:51.785	
13	42.853		49.482		26.272			1:58.607		85	39.462		44.985		26.327			1:50.774	
14	41.551		48.864		26.198			1:56.613		86	39.168		45.272		24.677			1:49.117	
15	40.349		46.593		26.424			1:53.366		87	39.286		45.203		24.789			1:49.278	
16	41.577		46.839		26.252			1:54.668		88	38.800		45.230		25.961			1:49.991	
17	41.516		47.536		28.605			1:57.657		89	40.608		46.681		24.616			1:51.905	
18	1:18.600		1:58.753		Pit In			4:26.401		90	39.437		44.683		24.431			1:48.551	
19	Pit Out		47.392		25.475			2:32.952		91	40.343		44.568		24.745			1:49.656	
20	39.873		48.102		25.950			1:53.925		92	40.305		44.723		24.610			1:49.638	
21	40.263		45.843		24.893			1:50.999		93	38.955		44.914		24.659			1:48.528	
22	39.825		45.842		24.948			1:50.615		94	39.191		45.787		29.192			1:54.170	
23	39.272		44.821		24.449			1:48.542		95	41.726		44.951		24.339			1:51.016	
24	39.455		45.284		24.858			1:49.597		96	40.606		44.954		25.803			1:51.363	
25	39.057		44.254		24.891			1:48.202		97	39.048		44.572		25.912			1:49.532	
26	39.630		45.102		24.492			1:49.224		98	39.554		44.714		24.781			1:49.049	
27	39.412		45.515		24.978			1:49.905		99	39.175		45.247		25.306			1:49.728	
28	39.372		46.446		24.780			1:50.598		100	39.593		44.758		Pit In			1:58.183	
29	39.030		45.109		24.759			1:48.898		101	Pit Out		48.000		26.827			2:35.268	
30	39.302		44.596		<u>24.185</u>			1:48.083		102	41.661		1:33.427		1:12.851			3:27.939	
31	<u>38.761</u>		<u>44.125</u>		24.800			<u>1:47.686</u>		103	1:37.564		52.588		27.169			2:57.321	
32	39.867		47.018		25.175			1:52.060		104	40.625		48.473		26.843			1:55.941	
33	38.887		46.807		25.528			1:51.222		105	40.510		55.200		1:09.781			2:45.491	





**GO FAST
OR GO
HOME**

BRACKET

RACING



Bracket 5 uren van Assen Laps and Sector Times - Race

15 June 2026
Assen - 4555mtr.

34	39.748	45.040	24.920	1:49.708	106	1:40.245	1:17.392	26.250	3:23.887
35	39.440	44.353	25.498	1:49.291	107	40.112	46.006	25.151	1:51.269
36	39.050	45.109	Pit In	1:58.946	108	40.345	46.585	25.706	1:52.636
37	Pit Out	48.135	26.169	2:33.889	109	40.745	46.406	25.612	1:52.763
38	41.381	47.159	27.894	1:56.434	110	40.754	46.037	25.517	1:52.308
39	41.353	46.833	26.984	1:55.170	111	40.649	47.236	25.942	1:53.827
40	40.462	46.190	25.543	1:52.195	112	41.405	46.648	26.201	1:54.254
41	40.602	47.082	26.062	1:53.746	113	41.978	47.184	26.070	1:55.232
42	40.852	46.474	25.770	1:53.096	114	41.441	47.499	26.020	1:54.960
43	41.913	47.500	26.108	1:55.521	115	40.861	47.043	26.092	1:53.996
44	40.856	47.485	25.858	1:54.199	116	42.032	47.647	27.513	1:57.192
45	40.866	46.755	26.531	1:54.152	117	42.506	48.193	Pit In	2:08.918
46	43.474	46.470	25.978	1:55.922	118	Pit Out	47.461	25.886	2:32.108
47	41.146	46.602	25.830	1:53.578	119	39.541	45.335	25.616	1:50.492
48	40.616	47.155	26.394	1:54.165	120	40.280	46.230	26.710	1:53.220
49	40.633	46.638	26.167	1:53.438	121	39.456	46.059	25.689	1:51.204
50	40.389	46.954	25.958	1:53.301	122	41.279	47.586	25.718	1:54.583
51	40.757	46.584	26.019	1:53.360	123	40.811	47.907	26.283	1:55.001
52	41.106	46.369	25.590	1:53.065	124	41.410	45.642	26.262	1:53.314
53	40.772	47.131	Pit In	2:03.288	125	39.630	45.490	24.886	1:50.006
54	Pit Out	47.989	25.510	2:41.195	126	41.877	46.208	25.863	1:53.948
55	41.082	45.896	24.864	1:51.842	127	40.142	46.365	25.709	1:52.216
56	39.410	46.600	25.941	1:51.951	128	40.739	45.555	25.007	1:51.301
57	39.082	45.589	25.673	1:50.344	129	40.190	47.701	27.265	1:55.156
58	39.184	45.081	25.010	1:49.275	130	41.971	46.674	25.191	1:53.836
59	38.885	46.809	26.544	1:52.238	131	39.606	46.486	24.988	1:51.080
60	40.191	46.949	25.072	1:52.212	132	39.590	45.901	25.774	1:51.265
61	40.358	46.562	26.059	1:52.979	133	39.602	45.392	28.925	1:53.919
62	40.474	46.812	26.687	1:53.973	134	1:07.383	1:53.851	1:16.806	4:18.040
63	40.831	46.422	26.125	1:53.378	135	1:41.273	1:55.382	Pit In	4:53.147
64	39.355	1:29.769	Pit In	3:25.102	136	Pit Out	1:26.000	26.292	3:47.673
65	Pit Out	52.177	27.824	3:17.602	137	41.627	46.655	25.098	1:53.380
66	41.960	48.599	28.794	1:59.353	138	39.965	45.239	24.915	1:50.119
67	40.915	47.490	26.063	1:54.468	139	39.760	45.833	26.586	1:52.179
68	42.242	47.185	26.326	1:55.753	140	39.609	44.742	25.109	1:49.460
69	40.586	47.005	26.609	1:54.200	141	39.292	47.067	25.448	1:51.807
70	1:12.047	2:01.681	1:27.264	4:40.992	142	39.916	46.042	25.105	1:51.063
71	1:52.901	2:13.821	1:24.969	5:31.691	143	39.519	45.576	25.063	1:50.158
72	1:43.123	1:35.545	30.612	3:49.280	144	40.703	46.242	25.566	1:52.511

54		ABS Racing																		
lap	Sect-1	Speed	Sect-2	Speed	Sect-3	Speed	TopSpeed	laptime	pit	lap	Sect-1	Speed	Sect-2	Speed	Sect-3	Speed	Topspeed	laptime	pit	
1	47.853		54.964		28.876			2:11.693	71	45.570		48.767		27.349					2:01.686	
2	42.836		51.947		28.074			2:02.857	72	41.659		48.050		27.092					1:56.801	
3	41.553		51.092		27.752			2:00.397	73	41.782		48.069		26.849					1:56.700	
4	40.751		50.259		26.738			1:57.748	74	41.471		47.890		26.669					1:56.030	





**GO FAST
OR GO
HOME**

BRACKET


RACING



Bracket 5 uren van Assen Laps and Sector Times - Race

15 June 2026
Assen - 4555mtr.

5	40.738	49.049	26.549	1:56.336	75	41.583	47.838	26.622	1:56.043
6	40.695	49.032	26.488	1:56.215	76	41.191	47.875	27.169	1:56.235
7	40.424	48.507	26.332	1:55.263	77	41.851	48.168	27.213	1:57.232
8	40.226	47.305	25.915	1:53.446	78	41.316	49.453	27.596	1:58.365
9	40.322	47.579	26.670	1:54.571	79	41.708	47.468	27.745	1:56.921
10	40.172	47.240	26.849	1:54.261	80	43.453	47.780	26.701	1:57.934
11	39.700	47.483	26.827	1:54.010	81	43.350	47.985	27.758	1:59.093
12	40.550	46.531	26.247	1:53.328	82	42.574	48.787	27.488	1:58.849
13	40.484	47.418	26.485	1:54.387	83	43.330	47.893	26.952	1:58.175
14	40.036	47.556	26.131	1:53.723	84	41.034	47.138	26.934	1:55.106
15	40.953	46.525	25.877	1:53.355	85	41.694	47.620	26.355	1:55.669
16	40.723	46.971	27.034	1:54.728	86	42.772	48.081	27.715	1:58.568
17	40.231	46.779	26.065	1:53.075	87	41.672	48.055	26.541	1:56.268
18	40.434	1:35.045	Pit In	3:29.299	88	41.452	49.350	28.798	1:59.600
19	Pit Out	49.347	27.892	2:47.805	89	43.814	48.126	Pit In	2:09.085
20	41.870	47.595	26.470	1:55.935	90	Pit Out	47.641	26.786	2:27.597
21	41.826	47.807	26.142	1:55.775	91	41.333	47.986	28.843	1:58.162
22	40.989	47.326	27.883	1:56.198	92	40.648	46.566	26.808	1:54.022
23	40.622	49.827	28.162	1:58.611	93	41.327	46.412	26.426	1:54.165
24	42.089	49.347	28.306	1:59.742	94	41.568	46.355	26.158	1:54.081
25	41.116	47.483	27.797	1:56.396	95	40.682	47.438	28.065	1:56.185
26	40.814	46.172	27.128	1:54.114	96	40.551	46.609	25.760	1:52.920
27	40.798	48.155	26.223	1:55.176	97	40.294	46.022	26.510	1:52.826
28	40.350	46.954	26.065	1:53.369	98	40.725	47.498	26.281	1:54.504
29	40.687	47.595	26.292	1:54.574	99	39.623	45.749	27.917	1:53.289
30	40.630	47.239	27.457	1:55.326	100	1:37.179	1:51.625	56.511	4:25.315
31	41.129	49.110	27.077	1:57.316	101	41.131	48.233	26.376	1:55.740
32	41.614	48.205	26.240	1:56.059	102	39.477	45.814	26.308	1:51.599
33	41.563	48.755	26.713	1:57.031	103	48.152	1:53.204	Pit In	3:56.312
34	40.966	47.364	26.470	1:54.800	104	Pit Out	48.224	27.145	2:27.707
35	42.287	48.746	27.045	1:58.078	105	41.619	48.046	26.668	1:56.333
36	41.228	47.668	26.490	1:55.386	106	41.117	47.643	26.960	1:55.720
37	41.709	48.364	27.308	1:57.381	107	42.070	47.667	27.223	1:56.960
38	42.055	48.471	27.038	1:57.564	108	41.297	48.253	27.840	1:57.390
39	42.334	48.900	Pit In	2:11.529	109	41.481	48.127	28.242	1:57.850
40	Pit Out	49.551	27.369	2:33.116	110	42.266	47.894	28.597	1:58.757
41	42.000	49.258	27.651	1:58.909	111	41.687	47.784	26.858	1:56.329
42	42.359	49.354	27.955	1:59.668	112	41.284	47.937	27.031	1:56.252
43	42.650	49.941	27.591	2:00.182	113	41.471	47.304	26.163	1:54.938
44	42.742	49.076	26.716	1:58.534	114	41.451	47.477	26.218	1:55.146
45	41.800	48.870	26.867	1:57.537	115	41.230	47.382	26.239	1:54.851
46	41.502	47.937	26.790	1:56.229	116	41.084	49.804	26.828	1:57.716
47	4:21.650	48.209	26.626	5:36.485	117	41.830	47.532	26.002	1:55.364
48	41.338	49.268	27.242	1:57.848	118	42.183	47.640	26.130	1:55.953
49	41.227	47.103	26.450	1:54.780	119	41.262	47.453	27.132	1:55.847





**GO FAST
OR GO
HOME**

BRACKET

RACING



Bracket 5 uren van Assen Laps and Sector Times - Race

15 June 2026
Assen - 4555mtr.

50	40.502	46.397	26.075	1:52.974	120	41.955	48.979	26.341	1:57.275
51	40.741	46.375	26.121	1:53.237	121	41.778	48.904	27.192	1:57.874
52	40.460	49.208	26.410	1:56.078	122	42.679	48.410	Pit In	2:10.502
53	40.155	46.721	26.211	1:53.087	123	Pit Out	49.022	26.952	2:34.041
54	40.813	47.493	26.224	1:54.530	124	41.793	47.691	26.882	1:56.366
55	39.630	45.860	25.866	1:51.356	125	41.598	49.149	26.653	1:57.400
56	39.929	46.604	25.902	1:52.435	126	42.543	47.858	26.779	1:57.180
57	39.956	46.009	25.302	1:51.267	127	41.504	48.075	26.446	1:56.025
58	39.610	47.409	25.488	1:52.507	128	41.065	47.373	27.347	1:55.785
59	39.645	<u>45.229</u>	<u>25.155</u>	<u>1:50.029</u>	129	41.708	46.822	26.476	1:55.006
60	42.433	46.480	25.665	1:54.578	130	41.029	47.014	35.935	2:03.978
61	<u>39.383</u>	47.765	26.621	1:53.769	131	1:31.286	1:45.351	Pit In	4:25.406
62	40.200	1:46.495	Pit In	3:39.259	132	Pit Out	1:54.402	1:15.398	5:01.436
63	Pit Out	50.244	26.946	2:55.362	133	1:39.699	1:04.943	27.078	3:11.720
64	41.723	49.018	28.523	1:59.264	134	41.570	50.178	27.492	1:59.240
65	41.277	48.351	27.126	1:56.754	135	40.925	50.641	28.748	2:00.314
66	41.355	47.323	26.245	1:54.923	136	41.173	47.841	26.082	1:55.096
67	40.777	47.124	26.594	1:54.495	137	40.676	48.264	26.131	1:55.071
68	1:12.964	2:03.625	1:24.405	4:40.994	138	39.733	46.889	25.575	1:52.197
69	1:54.486	2:12.707	Pit In	5:32.696	139	41.162	46.768	27.735	1:55.665
70	Pit Out	1:25.776	28.777	3:47.998	140	42.870	46.482	25.951	1:55.303

57 Oliebollen Racing																			
lap	Sect-1	Speed	Sect-2	Speed	Sect-3	Speed	TopSpeed	laptime	pit	lap	Sect-1	Speed	Sect-2	Speed	Sect-3	Speed	Topspeed	laptime	pit
1	51.940		58.309		31.999			2:22.248		69	45.815		49.148		26.916			2:01.879	
2	43.948		54.601		29.985			2:08.534		70	40.976		48.274		26.786			1:56.036	
3	44.869		53.454		28.868			2:07.191		71	40.591		46.737		26.009			1:53.337	
4	45.100		53.266		28.255			2:06.621		72	40.465		47.697		26.871			1:55.033	
5	42.487		50.089		28.392			2:00.968		73	42.262		48.404		Pit In			2:05.803	
6	42.725		50.293		28.448			2:01.466		74	Pit Out		51.032		27.896			2:35.048	
7	42.787		50.065		28.380			2:01.232		75	41.884		48.101		26.968			1:56.953	
8	42.629		50.139		27.726			2:00.494		76	40.892		47.175		27.683			1:55.750	
9	42.614		49.993		27.427			2:00.034		77	41.491		48.656		26.617			1:56.764	
10	41.480		48.457		29.200			1:59.137		78	41.516		46.823		26.876			1:55.215	
11	43.051		49.858		Pit In			2:08.721		79	41.494		47.147		26.862			1:55.503	
12	Pit Out		49.139		28.326			2:35.965		80	44.070		47.075		28.965			2:00.110	
13	40.702		48.248		26.528			1:55.478		81	42.235		47.960		27.312			1:57.507	
14	41.641		48.310		26.529			1:56.480		82	41.277		48.741		27.326			1:57.344	
15	42.305		47.500		26.896			1:56.701		83	41.756		47.975		26.770			1:56.501	
16	41.728		48.266		26.786			1:56.780		84	41.305		47.382		26.248			1:54.935	
17	1:03.345		1:54.400		1:18.666			4:16.411		85	42.887		47.926		27.826			1:58.639	
18	46.753		47.563		26.334			2:00.650		86	41.330		48.002		27.611			1:56.943	
19	2:28.962		49.981		Pit In			3:59.073		87	42.092		46.725		26.188			1:55.005	
20	Pit Out		48.256		27.357			2:38.647		88	40.714		47.806		26.538			1:55.058	
21	41.480		47.469		26.226			1:55.175		89	42.359		46.674		27.625			1:56.658	
22	41.271		47.215		26.656			1:55.142		90	41.457		47.712		26.765			1:55.934	





**GO FAST
OR GO
HOME**

BRACKET

RACING



Bracket 5 uren van Assen Laps and Sector Times - Race

15 June 2026
Assen - 4555mtr.

23	41.083	47.510	26.773	1:55.366	91	41.733	50.176	27.242	1:59.151
24	40.305	46.462	26.790	1:53.557	92	41.436	47.329	26.477	1:55.242
25	41.225	48.933	27.125	1:57.283	93	42.964	47.245	27.296	1:57.505
26	40.527	47.404	26.529	1:54.460	94	42.611	48.618	Pit In	2:06.320
27	41.268	47.262	27.169	1:55.699	95		51.493	28.205	2:42.506
28	40.663	47.419	27.501	1:55.583	96	43.624	49.898	27.617	2:01.139
29	41.422	47.832	27.912	1:57.166	97	44.621	1:39.320	1:11.980	3:35.921
30	41.698	49.589	26.362	1:57.649	98	1:28.329	50.486	27.307	2:46.122
31	<u>40.295</u>	47.066	27.274	1:54.635	99	44.023	48.766	27.403	2:00.192
32	40.856	47.650	27.191	1:55.697	100	42.446	1:05.784	1:11.918	3:00.148
33	40.968	48.960	27.996	1:57.924	101	1:36.462	1:08.546	28.110	3:13.118
34	41.643	49.016	27.727	1:58.386	102	43.895	49.467	27.567	2:00.929
35	42.445	48.230	Pit In	2:06.196	103	44.194	50.369	28.429	2:02.992
36	Pit Out	51.051	27.574	2:41.046	104	42.846	50.118	27.932	2:00.896
37	42.999	49.954	27.499	2:00.452	105	43.437	49.537	27.696	2:00.670
38	42.818	49.269	28.332	2:00.419	106	44.064	49.373	27.515	2:00.952
39	43.571	49.859	27.849	2:01.279	107	42.861	49.451	Pit In	2:07.418
40	43.098	50.445	28.432	2:01.975	108	Pit Out	50.900	27.443	2:33.732
41	42.645	49.216	28.175	2:00.036	109	42.156	49.265	27.723	1:59.144
42	42.880	50.252	28.424	2:01.556	110	42.078	49.225	27.183	1:58.486
43	41.520	48.931	27.895	1:58.346	111	42.699	48.344	27.305	1:58.348
44	42.655	49.173	28.446	2:00.274	112	42.299	50.445	27.189	1:59.933
45	43.763	49.355	27.440	2:00.558	113	42.239	49.023	28.030	1:59.292
46	42.431	50.160	27.744	2:00.335	114	42.396	48.773	27.513	1:58.682
47	42.760	49.789	26.960	1:59.509	115	42.779	49.426	27.833	2:00.038
48	42.644	49.610	28.291	2:00.545	116	42.654	49.295	28.332	2:00.281
49	42.856	50.165	Pit In	2:07.601	117	44.684	50.876	Pit In	2:13.435
50	Pit Out	49.771	27.431	2:32.601	118	Pit Out	48.080	26.366	2:24.376
51	43.052	49.455	26.807	1:59.314	119	40.976	47.010	26.864	1:54.850
52	43.360	51.145	27.854	2:02.359	120	41.065	47.159	27.204	1:55.428
53	43.221	49.043	26.976	1:59.240	121	40.817	47.152	26.189	1:54.158
54	42.497	49.880	27.693	2:00.070	122	40.995	46.680	26.246	1:53.921
55	42.262	49.853	27.386	1:59.501	123	41.539	47.549	28.145	1:57.233
56	41.911	48.653	27.368	1:57.932	124	41.425	46.208	26.940	1:54.573
57	41.867	48.784	27.105	1:57.756	125	40.631	46.345	26.016	1:52.992
58	41.982	48.390	27.764	1:58.136	126	40.760	<u>46.091</u>	<u>25.596</u>	<u>1:52.447</u>
59	42.830	49.104	28.365	2:00.299	127	40.711	53.027	1:18.320	2:52.058
60	50.686	1:49.884	Pit In	3:57.886	128	1:48.541	2:05.992	Pit In	5:09.429
61	Pit Out	49.069	26.828	2:52.589	129	Pit Out	2:05.562	1:11.219	5:21.449
62	41.485	47.515	27.390	1:56.390	130	45.896	50.329	27.971	2:04.196
63	41.635	47.252	26.651	1:55.538	131	43.069	48.764	27.060	1:58.893
64	41.197	47.842	26.757	1:55.796	132	41.708	48.424	26.922	1:57.054
65	41.272	47.531	33.152	2:01.955	133	41.949	47.782	26.956	1:56.687
66	1:39.017	1:55.645	1:16.643	4:51.305	134	42.503	48.118	27.319	1:57.940
67	1:40.135	2:04.182	1:22.497	5:06.814	135	42.361	48.053	26.995	1:57.409





**GO FAST
OR GO
HOME**

BRACKET

RACING



Bracket 5 uren van Assen Laps and Sector Times - Race

15 June 2026
Assen - 4555mtr.

68	1:40.105	1:32.868	30.856	3:43.829	136	40.844	46.702	27.024	1:54.570
----	----------	----------	--------	----------	-----	--------	--------	--------	----------

58 Aprilia Racing Hub Team 1																			
lap	Sect-1	Speed	Sect-2	Speed	Sect-3	Speed	TopSpeed	laptime	pit	lap	Sect-1	Speed	Sect-2	Speed	Sect-3	Speed	Topspeed	laptime	pit
1	51.126		59.723		32.197			2:23.046		70	1:10.192		51.952		28.079			2:30.223	
2	44.758		56.097		30.314			2:11.169		71	43.774		48.872		27.940			2:00.586	
3	44.251		55.287		29.615			2:09.153		72	43.480		48.498		28.353			2:00.331	
4	43.783		53.301		30.290			2:07.374		73	43.309		48.445		27.198			1:58.952	
5	43.818		51.946		28.464			2:04.228		74	43.202		48.537		28.242			1:59.981	
6	44.068		50.751		28.261			2:03.080		75	43.186		48.638		27.536			1:59.360	
7	43.204		49.958		28.106			2:01.268		76	42.557		48.416		27.313			1:58.286	
8	43.033		50.311		28.190			2:01.534		77	42.781		48.630		27.455			1:58.866	
9	43.125		49.163		27.903			2:00.191		78	42.798		48.738		28.292			1:59.828	
10	42.928		48.821		27.814			1:59.563		79	42.899		48.448		27.116			1:58.463	
11	42.726		49.341		27.976			2:00.043		80	47.566		48.353		Pit In			2:12.098	
12	43.611		49.578		28.621			2:01.810		81	Pit Out		48.243		28.022			2:36.038	
13	43.170		49.386		27.732			2:00.288		82	42.762		48.175		26.654			1:57.591	
14	43.264		48.968		27.735			1:59.967		83	42.322		47.391		26.658			1:56.371	
15	43.409		49.259		28.522			2:01.190		84	42.703		47.161		26.352			1:56.216	
16	43.579		48.927		27.736			2:00.242		85	43.127		49.014		26.296			1:58.437	
17	43.911		1:34.148		Pit In			3:28.185		86	42.133		47.417		26.500			1:56.050	
18	Pit Out		49.378		26.757			2:45.678		87	42.229		47.212		26.791			1:56.232	
19	43.407		48.344		26.913			1:58.664		88	42.510		47.438		26.376			1:56.324	
20	47.352		47.593		26.671			2:01.616		89	42.053		47.831		28.332			1:58.216	
21	42.351		47.465		26.004			1:55.820		90	42.028		46.731		26.154			1:54.913	
22	42.305		46.624		26.572			1:55.501		91	42.490		47.843		27.140			1:57.473	
23	41.984		47.136		27.546			1:56.666		92	42.644		46.526		26.004			1:55.174	
24	43.906		47.900		27.173			1:58.979		93	41.838		47.067		26.294			1:55.199	
25	42.829		46.618		26.094			1:55.541		94	42.221		47.386		26.343			1:55.950	
26	42.927		48.088		26.938			1:57.953		95	42.545		46.968		26.418			1:55.931	
27	41.674		46.477		25.873			1:54.024		96	42.457		47.528		26.275			1:56.260	
28	41.609		<u>46.131</u>		<u>25.641</u>			<u>1:53.381</u>		97	42.358		47.223		25.974			1:55.555	
29	41.723		46.865		26.040			1:54.628		98	42.149		46.451		25.998			1:54.598	
30	<u>41.547</u>		46.616		26.321			1:54.484		99	1:03.740		1:51.722		1:15.775			4:11.237	
31	42.496		48.772		28.484			1:59.752		100	1:05.035		50.310		Pit In			2:34.257	
32	42.563		46.731		26.275			1:55.569		101	Pit Out		50.465		28.001			2:34.238	
33	41.620		47.276		27.091			1:55.987		102	1:24.284		1:51.085		56.430			4:11.799	
34	41.775		46.876		26.344			1:54.995		103	44.524		49.384		27.581			2:01.489	
35	41.998		47.042		26.127			1:55.167		104	44.396		49.461		28.495			2:02.352	
36	41.887		47.247		27.764			1:56.898		105	44.208		49.500		27.555			2:01.263	
37	42.569		47.173		Pit In			2:08.662		106	44.091		49.030		27.755			2:00.876	
38	Pit Out		51.454		27.839			2:32.924		107	44.025		49.430		27.383			2:00.838	
39	44.081		48.928		28.687			2:01.696		108	44.126		49.022		27.298			2:00.446	
40	44.251		49.582		27.227			2:01.060		109	43.671		48.449		27.245			1:59.365	
41	43.825		50.017		27.830			2:01.672		110	43.367		48.474		26.992			1:58.833	
42	43.721		48.897		27.315			1:59.933		111	43.320		49.093		27.196			1:59.609	





**GO FAST
OR GO
HOME**

BRACKET

RACING



Bracket 5 uren van Assen Laps and Sector Times - Race

15 June 2026
Assen - 4555mtr.

43	43.985	49.474	27.110	2:00.569	112	43.289	48.065	Pit In	2:07.674
44	43.512	48.112	27.137	1:58.761	113	Pit Out	49.396	27.248	2:29.939
45	43.343	48.111	26.841	1:58.295	114	43.175	49.272	27.015	1:59.462
46	43.114	48.570	26.840	1:58.524	115	42.863	48.587	26.936	1:58.386
47	43.491	48.355	26.936	1:58.782	116	43.021	48.438	27.597	1:59.056
48	43.731	49.546	27.162	2:00.439	117	43.058	49.531	28.780	2:01.369
49	43.715	47.982	26.769	1:58.466	118	43.143	48.768	27.260	1:59.171
50	43.255	48.913	27.045	1:59.213	119	43.328	48.404	27.445	1:59.177
51	42.976	47.931	26.955	1:57.862	120	43.123	49.491	28.043	2:00.657
52	43.778	48.924	27.627	2:00.329	121	43.914	49.398	27.885	2:01.197
53	43.665	48.732	28.567	2:00.964	122	43.658	49.251	Pit In	2:08.504
54	44.062	48.595	28.026	2:00.683	123	Pit Out	47.772	26.399	2:26.708
55	44.094	48.526	27.873	2:00.493	124	42.481	46.945	26.782	1:56.208
56	43.490	49.283	26.849	1:59.622	125	41.954	47.398	25.946	1:55.298
57	43.645	48.902	27.388	1:59.935	126	42.274	47.368	26.245	1:55.887
58	43.764	49.233	26.696	1:59.693	127	42.276	47.241	26.545	1:56.062
59	43.241	48.113	Pit In	2:07.212	128	42.235	48.135	35.865	2:06.235
60	Pit Out	48.985	27.157	2:30.740	129	1:31.071	1:45.073	1:10.280	4:26.424
61	43.957	48.772	32.767	2:05.496	130	1:33.749	1:48.875	1:12.685	4:35.309
62	1:33.546	1:56.029	1:04.504	4:34.079	131	1:35.993	1:21.992	30.900	3:28.885
63	46.890	54.531	27.553	2:08.974	132	45.749	49.759	28.304	2:03.812
64	43.294	48.646	27.384	1:59.324	133	43.847	49.119	26.978	1:59.944
65	43.325	49.075	27.342	1:59.742	134	42.432	47.141	26.736	1:56.309
66	42.930	48.485	27.079	1:58.494	135	42.292	47.308	26.181	1:55.781
67	42.652	1:22.540	1:13.553	3:18.745	136	42.129	47.262	26.411	1:55.802
68	1:41.190	1:54.166	1:16.595	4:51.951	137	43.391	47.832	27.339	1:58.562
69	1:37.995	1:57.035	1:22.802	4:57.832	138	41.875	47.207	26.241	1:55.323

64		Basdejong/Fox Racing Team																	
lap	Sect-1	Speed	Sect-2	Speed	Sect-3	Speed	TopSpeed	laptime	pit	lap	Sect-1	Speed	Sect-2	Speed	Sect-3	Speed	TopSpeed	laptime	pit
1	45.897		53.738		28.072			2:07.707		44	40.727		48.669		25.778			1:55.174	
2	41.408		51.545		27.793			2:00.746		45	42.332		46.717		25.999			1:55.048	
3	41.255		49.813		27.054			1:58.122		46	40.878		46.561		25.997			1:53.436	
4	40.744		48.456		26.795			1:55.995		47	41.040		46.620		26.426			1:54.086	
5	40.111		47.128		26.428			1:53.667		48	40.238		47.450		26.424			1:54.112	
6	39.514		46.250		25.362			1:51.126		49	40.904		46.886		25.755			1:53.545	
7	39.963		46.246		26.767			1:52.976		50	40.721		47.751		Pit In			2:02.018	
8	41.088		48.050		Pit In			2:05.228		51			47.600		28.237			2:45.872	
9			49.999		27.831			2:32.726		52	41.586		46.647		26.286			1:54.519	
10	41.693		47.855		26.435			1:55.983		53	42.816		48.193		27.070			1:58.079	
11	42.805		46.831		25.590			1:55.226		54	40.013		44.855		25.475			1:50.343	
12	41.596		47.646		26.943			1:56.185		55	41.442		45.835		25.675			1:52.952	
13	42.143		47.798		26.154			1:56.095		56	39.617		46.375		26.001			1:51.993	
14	42.542		47.547		26.271			1:56.360		57	39.859		45.316		25.305			1:50.480	
15	41.075		45.947		25.718			1:52.740		58	41.027		48.339		Pit In			2:05.002	
16	40.158		47.213		26.660			1:54.031		59			52.534		26.471			2:22.313	





**GO FAST
OR GO
HOME**

BRACKET

RACING



Bracket 5 uren van Assen Laps and Sector Times - Race

15 June 2026
Assen - 4555mtr.

17	41.229	48.552	26.219	1:56.000	60	<u>39.254</u>	<u>44.688</u>	26.383	1:50.325
18	1:19.326	1:59.517	Pit In	4:23.863	61	40.083	45.970	26.835	1:52.888
19		48.574	26.337	2:28.849	62	42.063	46.650	26.123	1:54.836
20	44.066	48.878	26.210	1:59.154	63	1:05.037	1:53.025	1:18.660	4:16.722
21	40.537	46.984	27.535	1:55.056	64	1:01.187	47.586	27.492	2:16.265
22	40.183	46.844	25.792	1:52.819	65	40.430	45.342	25.850	1:51.622
23	40.629	46.515	25.760	1:52.904	66	39.780	44.788	<u>25.034</u>	<u>1:49.602</u>
24	40.987	46.455	26.280	1:53.722	67	39.827	47.736	26.449	1:54.012
25	40.500	47.399	26.064	1:53.963	68	1:07.516	48.103	1:03.869	2:59.488
26	40.195	46.490	25.837	1:52.522	69	1:35.166	1:59.133	Pit In	4:52.170
27	40.820	46.978	25.612	1:53.410	70		48.504	27.194	9:28.909
28	40.499	47.128	25.998	1:53.625	71	40.819	47.978	27.576	1:56.373
29	40.324	47.032	26.072	1:53.428	72	40.985	46.699	26.026	1:53.710
30	42.118	48.263	Pit In	2:03.648	73	40.702	47.666	26.165	1:54.533
31		47.227	26.607	2:22.692	74	40.586	47.100	25.579	1:53.265
32	40.773	45.630	26.744	1:53.147	75	40.750	46.029	25.330	1:52.109
33	40.247	47.135	27.081	1:54.463	76	40.370	46.731	25.439	1:52.540
34	40.119	47.716	27.671	1:55.506	77	40.356	46.702	26.190	1:53.248
35	39.740	47.106	26.979	1:53.825	78	41.401	47.791	25.830	1:55.022
36	41.241	45.288	25.655	1:52.184	79	41.246	46.927	26.840	1:55.013
37	40.569	46.628	26.056	1:53.253	80	40.916	46.309	26.749	1:53.974
38	39.707	45.769	28.179	1:53.655	81	40.359	46.151	25.751	1:52.261
39	46.125	47.717	Pit In	2:10.263	82	40.479	45.801	Pit In	2:00.969
40		50.219	26.842	2:29.955	83	Pit Out	47.537	26.842	9:23.624
41	40.986	47.262	27.158	1:55.406	84	44.103	47.096	27.106	1:58.305
42	41.209	46.840	25.963	1:54.012	85	42.257	47.240	26.905	1:56.402
43	41.794	47.290	27.009	1:56.093	86	39.910	45.917	26.286	1:52.113

66 Alpha66racingteam																			
lap	Sect-1	Speed	Sect-2	Speed	Sect-3	Speed	TopSpeed	laptime	pit	lap	Sect-1	Speed	Sect-2	Speed	Sect-3	Speed	TopSpeed	laptime	pit
1	49.889		56.921		30.787			2:17.597		71	1:09.080		51.496		27.098			2:27.674	
2	43.481		54.469		29.424			2:07.374		72	42.922		48.154		27.183			1:58.259	
3	41.813		51.732		28.080			2:01.625		73	42.251		48.797		27.423			1:58.471	
4	41.264		51.768		28.109			2:01.141		74	42.457		48.189		27.241			1:57.887	
5	41.344		50.514		27.725			1:59.583		75	44.839		49.646		Pit In			2:10.633	
6	41.453		49.935		28.413			1:59.801		76			48.392		27.035			2:27.828	
7	41.606		48.540		27.251			1:57.397		77	42.670		47.608		27.748			1:58.026	
8	41.197		48.059		27.043			1:56.299		78	42.597		48.010		27.170			1:57.777	
9	41.186		48.357		26.984			1:56.527		79	41.391		47.580		27.001			1:55.972	
10	41.407		48.313		27.249			1:56.969		80	43.870		48.650		27.403			1:59.923	
11	41.146		47.391		26.246			1:54.783		81	41.846		47.328		27.019			1:56.193	
12	40.466		46.682		26.572			1:53.720		82	41.804		49.950		27.768			1:59.522	
13	41.762		49.424		25.912			1:57.098		83	41.470		47.247		26.859			1:55.576	
14	41.395		48.323		26.905			1:56.623		84	41.522		47.268		26.730			1:55.520	
15	40.381		46.952		25.857			1:53.190		85	41.136		47.735		26.993			1:55.864	
16	41.508		46.819		26.125			1:54.452		86	41.249		47.847		28.419			1:57.515	





Bracket 5 uren van Assen
Laps and Sector Times - Race

15 June 2026
Assen - 4555mtr.

17	40.915	47.423	26.739	1:55.077	87	41.363	48.097	27.858	1:57.318
18	1:19.104	1:58.949	58.692	4:16.745	88	41.438	47.073	26.488	1:54.999
19	42.197	47.592	27.069	1:56.858	89	42.580	48.106	26.528	1:57.214
20	42.916	48.686	Pit In	2:10.782	90	44.355	47.472	26.813	1:58.640
21		48.831	28.053	2:31.740	91	41.733	47.331	26.721	1:55.785
22	43.192	47.935	27.176	1:58.303	92	42.771	48.445	27.192	1:58.408
23	43.251	48.922	27.149	1:59.322	93	42.737	48.071	28.356	1:59.164
24	41.862	47.657	27.153	1:56.672	94	42.695	48.208	Pit In	2:09.558
25	42.311	47.261	27.080	1:56.652	95	Pit Out	49.908	28.414	2:33.256
26	42.348	47.407	27.034	1:56.789	96	43.168	47.857	27.048	1:58.073
27	41.756	47.493	27.095	1:56.344	97	42.470	48.317	27.625	1:58.412
28	42.020	47.844	28.672	1:58.536	98	41.793	48.355	28.324	1:58.472
29	41.957	49.126	27.708	1:58.791	99	42.343	47.584	35.829	2:05.756
30	45.624	47.529	27.351	2:00.504	100	1:37.665	1:52.667	49.269	4:19.601
31	41.678	49.394	27.445	1:58.517	101	42.964	48.014	27.273	1:58.251
32	41.918	47.171	27.269	1:56.358	102	41.989	48.162	27.705	1:57.856
33	41.924	48.265	28.023	1:58.212	103	1:06.447	1:50.161	1:12.146	4:08.754
34	42.047	47.833	Pit In	2:04.674	104	46.326	47.606	26.832	2:00.764
35	Pit Out	50.265	27.630	2:36.270	105	41.922	47.584	26.996	1:56.502
36	43.352	49.104	27.229	1:59.685	106	42.017	47.662	26.933	1:56.612
37	43.004	49.646	28.181	2:00.831	107	41.506	47.547	26.867	1:55.920
38	43.885	49.073	27.292	2:00.250	108	41.405	47.158	26.713	1:55.276
39	41.986	49.208	26.969	1:58.163	109	42.178	46.942	28.221	1:57.341
40	42.097	48.411	27.054	1:57.562	110	42.035	47.998	29.385	1:59.418
41	42.347	49.082	27.056	1:58.485	111	42.156	47.452	27.379	1:56.987
42	41.532	47.575	28.694	1:57.801	112	41.330	47.887	27.357	1:56.574
43	41.648	47.322	26.581	1:55.551	113	43.009	47.897	27.054	1:57.960
44	41.404	47.753	27.140	1:56.297	114	42.259	47.567	29.666	1:59.492
45	41.471	48.366	27.437	1:57.274	115	42.457	49.080	Pit In	2:06.304
46	41.946	47.437	26.423	1:55.806	116		49.915	28.220	2:26.533
47	42.913	48.210	27.127	1:58.250	117	42.504	49.064	27.508	1:59.076
48	42.870	48.685	26.214	1:57.769	118	43.115	47.529	27.104	1:57.748
49	41.884	47.608	26.521	1:56.013	119	41.780	48.068	28.347	1:58.195
50	42.409	48.458	28.147	1:59.014	120	41.349	46.860	26.487	1:54.696
51	41.640	46.966	26.606	1:55.212	121	41.151	46.323	26.266	1:53.740
52	41.594	46.800	26.658	1:55.052	122	40.804	46.909	25.912	1:53.625
53	41.814	47.431	Pit In	2:04.922	123	42.474	47.345	28.030	1:57.849
54		48.429	26.614	2:21.410	124	41.393	47.006	26.299	1:54.698
55	42.041	48.919	27.443	1:58.403	125	41.155	46.223	<u>25.482</u>	1:52.860
56	41.651	48.293	27.012	1:56.956	126	<u>40.230</u>	46.375	25.650	1:52.255
57	41.813	48.800	26.416	1:57.029	127	40.442	47.615	26.084	1:54.141
58	41.412	48.016	26.088	1:55.516	128	40.304	<u>45.911</u>	25.587	<u>1:51.802</u>
59	41.852	47.755	27.531	1:57.138	129	42.179	48.543	26.939	1:57.661
60	40.791	46.917	26.816	1:54.524	130	41.185	46.723	26.655	1:54.563
61	41.269	46.794	26.473	1:54.536	131	1:13.265	1:49.699	1:13.482	4:16.446



**GO FAST
OR GO
HOME**

BRACKET

RACING



Bracket 5 uren van Assen Laps and Sector Times - Race

15 June 2026
Assen - 4555mtr.

62	41.084	1:00.324	1:12.730	2:54.138	132	1:37.751	1:52.636	Pit In	4:42.285
63	1:36.238	1:32.272	27.708	3:36.218	133		1:37.085	29.653	3:43.341
64	44.011	46.446	26.590	1:57.047	134	42.451	48.962	27.700	1:59.113
65	41.492	48.798	28.180	1:58.470	135	42.218	49.047	Pit In	2:05.819
66	41.159	47.304	27.002	1:55.465	136		49.587	28.366	2:32.139
67	42.609	47.434	27.300	1:57.343	137	43.440	48.791	27.580	1:59.811
68	41.376	1:28.441	1:09.016	3:18.833	138	42.546	51.221	28.774	2:02.541
69	1:33.139	1:53.911	1:13.872	4:40.922	139	44.457	50.981	28.390	2:03.828
70	1:37.038	1:57.381	1:22.213	4:56.632	140	43.896	48.233	27.866	1:59.995

68 RSZ Performance																			
lap	Sect-1	Speed	Sect-2	Speed	Sect-3	Speed	TopSpeed	laptime	pit	lap	Sect-1	Speed	Sect-2	Speed	Sect-3	Speed	TopSpeed	laptime	pit
1	46.676		55.024		29.292			2:18.257		73	53.853		49.197		26.927			2:09.977	
2	42.623		52.844		28.687			2:04.154		74	41.814		46.732		26.725			1:55.271	
3	42.646		52.120		27.545			2:02.311		75	42.819		46.657		26.059			1:55.535	
4	41.755		50.079		27.714			1:59.548		76	42.270		47.142		25.988			1:55.400	
5	41.732		49.079		27.355			1:58.166		77	41.072		46.593		26.618			1:54.283	
6	41.303		48.771		26.422			1:56.496		78	41.737		47.808		26.168			1:55.713	
7	40.992		48.545		26.407			1:55.944		79	40.815		46.140		26.279			1:53.234	
8	41.284		47.243		26.226			1:54.753		80	40.994		46.369		25.984			1:53.347	
9	41.108		47.421		26.511			1:55.040		81	41.019		46.241		26.072			1:53.332	
10	41.049		47.250		26.444			1:54.743		82	41.011		45.969		Pit In			1:59.948	
11	42.234		47.660		26.084			1:55.978		83	Pit Out		46.228		25.367			2:23.621	
12	41.248		46.964		25.979			1:54.191		84	39.619		45.131		25.430			1:50.180	
13	41.179		46.888		27.251			1:55.318		85	40.477		45.775		25.988			1:52.240	
14	41.003		47.654		26.309			1:54.966		86	39.674		47.611		26.619			1:53.904	
15	41.826		47.431		26.285			1:55.542		87	40.097		45.225		25.928			1:51.250	
16	41.200		46.875		26.074			1:54.149		88	41.776		45.401		25.308			1:52.485	
17	40.922		47.305		26.627			1:54.854		89	41.010		46.384		25.363			1:52.757	
18	55.051		1:51.925		1:12.722			3:59.698		90	39.339		45.922		25.201			1:50.462	
19	1:00.470		48.565		26.890			2:15.925		91	39.757		45.449		26.377			1:51.583	
20	42.049		47.085		26.135			1:55.269		92	39.600		45.765		26.130			1:51.495	
21	41.561		47.009		26.594			1:55.164		93	40.788		45.796		25.517			1:52.101	
22	42.104		46.886		26.236			1:55.226		94	40.204		46.779		25.144			1:52.127	
23	41.424		47.031		Pit In			2:01.908		95	39.890		45.446		25.440			1:50.776	
24	Pit Out		45.741		25.496			2:19.845		96	43.258		45.797		26.218			1:55.273	
25	40.660		45.748		25.082			1:51.490		97	39.469		45.460		25.403			1:50.332	
26	40.072		45.828		25.442			1:51.342		98	38.994		46.317		25.166			1:50.477	
27	41.007		45.950		25.267			1:52.224		99	40.021		46.133		26.115			1:52.269	
28	40.729		45.819		25.599			1:52.147		100	39.178		45.124		25.047			1:49.349	
29	39.041		<u>44.623</u>		<u>25.009</u>			<u>1:48.673</u>		101	40.331		45.649		26.010			1:51.990	
30	38.877		44.737		25.915			1:49.529		102	41.750		48.074		Pit In			2:04.322	
31	<u>38.831</u>		45.746		26.372			1:50.949		103	Pit Out		1:56.351		1:17.155			4:56.156	
32	40.441		45.743		26.088			1:52.272		104	46.211		48.339		26.510			2:01.060	
33	41.240		47.263		25.508			1:54.011		105	41.715		47.261		25.801			1:54.777	
34	39.173		45.029		25.977			1:50.179		106	41.266		1:35.068		1:13.505			3:29.839	





**GO FAST
OR GO
HOME**

BRACKET

RACING



Bracket 5 uren van Assen Laps and Sector Times - Race

15 June 2026
Assen - 4555mtr.

35	39.236	45.601	26.255	1:51.092	107	1:18.717	48.182	26.460	2:33.359
36	39.974	46.423	25.842	1:52.239	108	41.411	47.137	26.506	1:55.054
37	40.255	47.000	25.281	1:52.536	109	42.430	46.433	26.150	1:55.013
38	39.576	44.907	25.232	1:49.715	110	40.954	46.173	26.090	1:53.217
39	41.923	47.400	25.155	1:54.478	111	41.111	46.785	26.534	1:54.430
40	40.415	45.734	27.146	1:53.295	112	41.059	46.543	26.167	1:53.769
41	42.571	46.864	Pit In	2:03.152	113	41.226	46.924	26.207	1:54.357
42	Pit Out	49.021	27.168	2:34.758	114	40.954	47.024	Pit In	2:01.941
43	41.897	47.356	26.351	1:55.604	115	Pit Out	47.349	27.451	2:26.305
44	41.585	46.899	26.220	1:54.704	116	42.383	45.923	25.481	1:53.787
45	41.175	47.114	27.348	1:55.637	117	41.382	46.490	25.944	1:53.816
46	41.163	46.880	26.295	1:54.338	118	40.676	46.360	26.004	1:53.040
47	41.237	46.546	26.824	1:54.607	119	41.407	47.626	25.983	1:55.016
48	42.407	47.013	26.003	1:55.423	120	40.950	46.073	25.521	1:52.544
49	40.894	46.662	25.783	1:53.339	121	41.727	46.149	25.801	1:53.677
50	40.951	46.656	25.835	1:53.442	122	40.824	45.531	25.268	1:51.623
51	41.784	46.874	26.401	1:55.059	123	41.170	45.896	25.867	1:52.933
52	41.097	46.815	25.988	1:53.900	124	41.017	46.438	25.787	1:53.242
53	40.658	47.447	25.893	1:53.998	125	41.128	45.621	25.687	1:52.436
54	40.727	46.849	26.193	1:53.769	126	41.452	46.184	27.322	1:54.958
55	41.042	46.789	26.556	1:54.387	127	41.095	46.076	25.829	1:53.000
56	40.701	47.356	26.163	1:54.220	128	41.592	46.573	26.565	1:54.730
57	40.713	46.343	26.795	1:53.851	129	41.475	46.341	Pit In	2:00.726
58	41.739	47.469	Pit In	2:03.182	130	Pit Out	46.316	25.860	2:20.802
59	Pit Out	48.250	27.054	2:25.287	131	40.566	47.419	28.136	1:56.121
60	42.536	46.272	26.005	1:54.813	132	39.806	45.770	25.925	1:51.501
61	40.922	46.187	25.607	1:52.716	133	39.770	46.507	25.559	1:51.836
62	41.475	45.979	25.783	1:53.237	134	39.258	59.750	1:12.390	2:51.398
63	42.255	47.453	26.493	1:56.201	135	1:36.292	2:06.296	1:21.651	5:04.239
64	41.318	1:30.397	1:11.628	3:23.343	136	1:51.520	2:06.786	1:10.726	5:09.032
65	1:32.379	1:01.163	26.047	2:59.589	137	44.871	49.807	26.871	2:01.549
66	42.181	46.257	26.088	1:54.526	138	40.733	46.899	26.182	1:53.814
67	41.148	46.492	25.942	1:53.582	139	41.479	46.599	25.777	1:53.855
68	41.489	45.964	27.029	1:54.482	140	41.535	45.998	25.659	1:53.192
69	41.910	47.257	26.642	1:55.809	141	40.661	45.937	25.363	1:51.961
70	47.228	1:48.628	1:18.533	3:54.389	142	40.355	45.920	25.408	1:51.683
71	1:37.768	1:57.261	1:16.639	4:51.668	143	39.729	47.691	25.623	1:53.043
72	1:30.299	1:47.153	1:10.542	4:27.994	144	39.883	45.365	25.203	1:50.451

69 Kromme Klep Racing Team End.																			
lap	Sect-1	Speed	Sect-2	Speed	Sect-3	Speed	TopSpeed	laptime	pit	lap	Sect-1	Speed	Sect-2	Speed	Sect-3	Speed	Topspeed	laptime	pit
1	45.872		55.966		29.886			2:11.724		72	1:20.490		48.517		26.187				2:35.194
2	42.306		53.684		28.799			2:04.789		73	40.345		46.834		25.590				1:52.769
3	41.807		51.590		27.693			2:01.090		74	40.292		46.424		25.968				1:52.684
4	40.923		50.029		26.782			1:57.734		75	41.044		46.206		25.876				1:53.126
5	40.949		49.495		26.739			1:57.183		76	40.634		46.190		25.404				1:52.228





**GO FAST
OR GO
HOME**

BRACKET

RACING



Bracket 5 uren van Assen Laps and Sector Times - Race

15 June 2026
Assen - 4555mtr.

6	41.038	48.423	26.682	1:56.143	77	40.547	45.292	25.694	1:51.533
7	40.587	48.099	26.427	1:55.113	78	40.016	45.572	26.477	1:52.065
8	40.596	47.659	26.445	1:54.700	79	40.427	46.137	25.725	1:52.289
9	40.184	46.340	26.152	1:52.676	80	41.459	46.141	Pit In	2:02.050
10	39.727	45.940	25.736	1:51.403	81	Pit Out	49.234	27.185	2:28.933
11	40.274	45.726	25.474	1:51.474	82	43.575	48.410	27.008	1:58.993
12	39.814	46.080	25.892	1:51.786	83	42.520	48.088	26.978	1:57.586
13	<u>39.637</u>	46.495	26.150	1:52.282	84	42.894	48.662	28.224	1:59.780
14	39.743	45.661	25.830	1:51.234	85	42.403	47.540	26.576	1:56.519
15	40.252	45.527	25.830	1:51.609	86	43.572	47.739	26.557	1:57.868
16	40.350	46.490	25.229	1:52.069	87	42.228	47.219	26.484	1:55.931
17	40.390	45.146	25.758	1:51.294	88	42.225	47.837	26.507	1:56.569
18	39.846	1:08.498	Pit In	3:01.161	89	41.826	47.641	26.321	1:55.788
19	Pit Out	59.045	28.663	3:19.533	90	42.004	47.390	26.493	1:55.887
20	44.254	50.341	27.745	2:02.340	91	42.844	47.613	26.228	1:56.685
21	44.247	49.696	27.817	2:01.760	92	42.844	48.828	27.669	1:59.341
22	43.363	49.377	27.751	2:00.491	93	42.288	47.468	26.415	1:56.171
23	44.051	49.707	27.525	2:01.283	94	41.833	47.903	26.460	1:56.196
24	43.156	49.270	28.071	2:00.497	95	41.946	47.367	26.671	1:55.984
25	43.856	49.590	26.646	2:00.092	96	42.003	47.726	27.206	1:56.935
26	43.620	48.459	26.789	1:58.868	97	42.300	47.217	26.445	1:55.962
27	42.779	48.432	26.688	1:57.899	98	42.643	47.506	26.453	1:56.602
28	42.425	48.894	27.839	1:59.158	99	42.251	47.860	27.405	1:57.516
29	42.709	48.474	27.046	1:58.229	100	42.324	48.322	27.967	1:58.613
30	42.543	48.372	26.605	1:57.520	101	42.697	47.285	36.859	2:06.841
31	42.316	47.942	26.750	1:57.008	102	1:38.698	1:53.665	Pit In	4:25.283
32	42.400	48.412	26.767	1:57.579	103	Pit Out	46.622	26.234	2:25.870
33	42.408	48.701	27.659	1:58.768	104	41.393	46.763	36.291	2:04.447
34	42.606	47.964	26.430	1:57.000	105	1:45.055	1:49.027	27.205	4:01.287
35	42.008	48.263	26.442	1:56.713	106	41.632	46.839	25.948	1:54.419
36	41.934	48.529	26.210	1:56.673	107	41.566	47.285	26.147	1:54.998
37	41.958	48.701	27.313	1:57.972	108	42.035	47.128	26.235	1:55.398
38	42.873	48.328	Pit In	2:07.964	109	41.721	47.472	26.313	1:55.506
39	Pit Out	46.512	27.193	2:28.689	110	41.658	47.484	27.369	1:56.511
40	40.859	46.534	25.425	1:52.818	111	41.435	46.368	26.865	1:54.668
41	40.640	45.887	25.711	1:52.238	112	41.197	47.068	26.418	1:54.683
42	40.761	46.747	25.870	1:53.378	113	41.379	47.007	26.835	1:55.221
43	40.796	46.619	26.007	1:53.422	114	41.465	47.657	26.283	1:55.405
44	42.202	48.223	26.508	1:56.933	115	42.096	47.382	26.514	1:55.992
45	41.921	46.993	26.100	1:55.014	116	41.969	46.820	26.848	1:55.637
46	40.962	46.625	26.487	1:54.074	117	41.563	46.893	26.174	1:54.630
47	41.300	47.023	26.092	1:54.415	118	42.245	47.784	26.442	1:56.471
48	41.741	47.227	27.387	1:56.355	119	41.855	46.945	26.840	1:55.640
49	42.855	47.547	26.366	1:56.768	120	41.288	47.721	26.278	1:55.287
50	42.230	47.536	26.246	1:56.012	121	42.019	46.624	27.291	1:55.934





**GO FAST
OR GO
HOME**

BRACKET

RACING



Bracket 5 uren van Assen Laps and Sector Times - Race

15 June 2026
Assen - 4555mtr.

51	42.183	49.998	27.239	1:59.420	122	41.543	47.412	Pit In	2:03.598
52	41.870	47.177	26.323	1:55.370	123	Pit Out	47.193	25.981	2:22.208
53	41.470	46.834	26.074	1:54.378	124	40.853	46.180	25.693	1:52.726
54	41.417	46.818	26.094	1:54.329	125	40.399	45.819	25.425	1:51.643
55	41.544	47.210	26.274	1:55.028	126	40.665	45.829	25.360	1:51.854
56	41.541	47.298	26.131	1:54.970	127	40.392	47.243	25.387	1:53.022
57	42.307	47.704	26.580	1:56.591	128	40.081	46.873	25.586	1:52.540
58	42.922	48.008	26.248	1:57.178	129	40.058	45.389	25.386	1:50.833
59	42.840	47.643	Pit In	2:05.445	130	41.490	45.140	25.303	1:51.933
60	Pit Out	47.509	25.764	2:23.850	131	40.172	<u>44.913</u>	25.165	<u>1:50.250</u>
61	40.286	46.212	25.558	1:52.056	132	41.925	45.367	<u>25.113</u>	1:52.405
62	40.349	46.155	26.105	1:52.609	133	59.217	1:58.513	1:17.341	4:15.071
63	40.999	55.719	1:13.878	2:50.596	134	1:41.411	1:58.002	1:16.596	4:56.009
64	1:39.402	1:37.339	26.530	3:43.271	135	1:44.181	1:41.071	26.998	3:52.250
65	42.437	45.743	26.013	1:54.193	136	42.019	45.993	25.921	1:53.933
66	41.219	46.470	26.076	1:53.765	137	40.656	46.524	26.372	1:53.552
67	40.620	46.009	25.640	1:52.269	138	41.668	46.880	25.567	1:54.115
68	40.192	46.163	25.274	1:51.629	139	40.339	46.176	26.214	1:52.729
69	40.056	1:02.883	1:16.884	2:59.823	140	40.320	46.334	26.895	1:53.549
70	1:42.081	1:57.198	1:18.788	4:58.067	141	40.397	46.168	26.562	1:53.127
71	1:41.091	1:57.669	1:17.681	4:56.441	142	40.488	46.249	26.322	1:53.059

72 Aprilia Racing Hub Team 4																			
lap	Sect-1	Speed	Sect-2	Speed	Sect-3	Speed	TopSpeed	laptime	pit	lap	Sect-1	Speed	Sect-2	Speed	Sect-3	Speed	Topspeed	laptime	pit
1	51.136		57.466		30.695			2:19.297		68	1:21.418		52.193		28.312			2:41.923	
2	43.773		54.821		29.906			2:08.500		69	42.144		49.076		27.541			1:58.761	
3	42.038		54.322		28.436			2:04.796		70	42.749		48.496		27.360			1:58.605	
4	43.608		51.463		27.618			2:02.689		71	44.025		48.103		27.394			1:59.522	
5	42.446		51.350		27.784			2:01.580		72	41.881		48.282		27.076			1:57.239	
6	41.994		50.218		27.698			1:59.910		73	42.432		48.625		27.073			1:58.130	
7	41.711		49.046		27.237			1:57.994		74	42.511		51.064		27.863			2:01.438	
8	41.289		48.832		27.584			1:57.705		75	42.430		48.693		27.095			1:58.218	
9	41.762		49.193		27.259			1:58.214		76	43.202		48.068		27.184			1:58.454	
10	41.575		49.338		27.524			1:58.437		77	42.116		48.345		27.935			1:58.396	
11	41.356		48.452		27.576			1:57.384		78	42.120		48.250		Pit In			2:08.599	
12	42.206		47.400		26.406			1:56.012		79	Pit Out		52.253		29.609			3:32.481	
13	41.421		47.886		27.038			1:56.345		80	45.094		50.043		29.509			2:04.646	
14	<u>40.785</u>		46.912		<u>26.229</u>			<u>1:53.926</u>		81	44.654		49.600		28.516			2:02.770	
15	41.091		47.303		26.852			1:55.246		82	44.142		51.125		29.512			2:04.779	
16	40.789		48.228		26.706			1:55.723		83	43.870		49.417		28.714			2:02.001	
17	41.594		47.338		Pit In			2:04.734		84	43.756		49.561		27.752			2:01.069	
18	Pit Out		1:42.488		31.658			4:19.410		85	44.318		49.653		28.704			2:02.675	
19	46.833		51.438		29.414			2:07.685		86	43.748		50.545		28.222			2:02.515	
20	45.541		51.304		29.802			2:06.647		87	42.953		48.293		28.189			1:59.435	
21	49.225		50.860		29.720			2:09.805		88	44.710		48.937		28.191			2:01.838	
22	45.193		51.976		29.752			2:06.921		89	49.602		48.667		28.898			2:07.167	





**GO FAST
OR GO
HOME**

BRACKET


RACING



Bracket 5 uren van Assen Laps and Sector Times - Race

15 June 2026
Assen - 4555mtr.

23	45.200	52.028	29.908	2:07.136	90	43.034	49.808	28.627	2:01.469
24	44.605	51.189	29.043	2:04.837	91	42.780	49.751	Pit In	2:10.067
25	44.779	50.978	28.569	2:04.326	92	Pit Out	51.343	28.387	2:44.914
26	44.013	49.623	28.439	2:02.075	93	43.950	49.341	28.004	2:01.295
27	44.169	50.891	28.506	2:03.566	94	43.720	49.235	28.843	2:01.798
28	49.467	50.853	Pit In	2:18.166	95	43.826	56.849	1:19.154	2:59.829
29	Pit Out	53.188	29.623	2:49.004	96	1:49.950	1:23.395	29.031	3:42.376
30	47.747	52.469	29.411	2:09.627	97	44.232	50.552	28.771	2:03.555
31	45.531	50.388	28.842	2:04.761	98	44.241	51.616	1:10.561	2:46.418
32	44.867	50.752	28.986	2:04.605	99	1:35.277	1:28.845	Pit In	3:45.931
33	44.082	50.982	29.138	2:04.202	100	Pit Out	48.735	26.633	2:43.254
34	44.014	49.892	27.800	2:01.706	101	41.627	47.724	27.053	1:56.404
35	43.833	50.051	28.792	2:02.676	102	41.997	47.752	27.109	1:56.858
36	45.107	50.617	28.606	2:04.330	103	41.561	48.071	27.707	1:57.339
37	45.440	51.523	Pit In	2:16.743	104	41.931	47.827	28.735	1:58.493
38	Pit Out	48.161	27.672	2:48.338	105	42.482	48.058	28.959	1:59.499
39	41.861	47.576	27.054	1:56.491	106	42.452	47.509	27.111	1:57.072
40	44.063	48.442	26.696	1:59.201	107	41.440	47.776	26.988	1:56.204
41	41.525	47.916	26.753	1:56.194	108	42.870	48.086	27.076	1:58.032
42	41.435	47.243	26.394	1:55.072	109	41.698	47.459	27.099	1:56.256
43	42.390	49.403	26.798	1:58.591	110	44.605	49.605	26.978	2:01.188
44	41.952	48.423	26.403	1:56.778	111	43.573	49.299	Pit In	2:11.366
45	42.283	47.822	28.597	1:58.702	112	Pit Out	50.333	29.253	2:45.891
46	41.664	47.923	26.699	1:56.286	113	44.287	50.054	29.144	2:03.485
47	41.252	47.588	26.512	1:55.352	114	43.550	49.344	27.977	2:00.871
48	41.378	48.805	26.600	1:56.783	115	43.615	49.026	28.421	2:01.062
49	41.196	47.282	26.384	1:54.862	116	43.466	48.141	27.727	1:59.334
50	40.911	<u>46.861</u>	26.908	1:54.680	117	42.445	48.586	27.920	1:58.951
51	41.749	47.096	26.887	1:55.732	118	43.252	48.113	27.792	1:59.157
52	41.650	48.003	Pit In	2:06.480	119	42.509	48.652	28.052	1:59.213
53	Pit Out	50.087	28.443	2:57.962	120	43.002	48.882	27.741	1:59.625
54	43.860	50.572	29.030	2:03.462	121	43.216	50.042	29.770	2:03.028
55	45.826	49.941	28.240	2:04.007	122	43.967	48.209	28.366	2:00.542
56	43.981	49.996	28.489	2:02.466	123	44.649	49.350	Pit In	2:10.616
57	43.908	49.509	28.379	2:01.796	124	Pit Out	51.840	36.551	2:41.580
58	43.769	49.237	27.876	2:00.882	125	1:31.274	1:45.403	1:09.711	4:26.388
59	44.330	48.976	27.904	2:01.210	126	1:33.571	1:48.904	1:12.871	4:35.346
60	43.854	1:30.573	1:11.223	3:25.650	127	1:35.928	1:22.268	30.571	3:28.767
61	1:32.582	1:04.784	28.881	3:06.247	128	47.436	53.476	29.182	2:10.094
62	44.034	50.201	Pit In	2:14.156	129	45.698	52.685	28.454	2:06.837
63	Pit Out	48.989	26.815	2:38.536	130	44.721	50.957	28.912	2:04.590
64	41.647	48.141	28.029	1:57.817	131	44.654	51.022	28.706	2:04.382
65	42.320	59.689	1:18.913	3:00.922	132	44.892	50.743	29.389	2:05.024
66	1:41.827	1:57.825	1:19.956	4:59.608	133	45.144	50.940	29.617	2:05.701
67	1:41.702	1:57.225	1:18.989	4:57.916	134	44.642	50.891	28.895	2:04.428





**GO FAST
OR GO
HOME**

BRACKET

RACING



Bracket 5 uren van Assen Laps and Sector Times - Race

15 June 2026
Assen - 4555mtr.

74 Beugol Motoren																				
lap	Sect-1	Speed	Sect-2	Speed	Sect-3	Speed	TopSpeed	laptime	pit	lap	Sect-1	Speed	Sect-2	Speed	Sect-3	Speed	Topspeed	laptime	pit	
1	52.633		58.903		31.613			2:23.149		70	43.748		48.900		27.224				1:59.872	
2	43.335		54.484		29.652			2:07.471		71	43.076		47.778		26.300				1:57.154	
3	43.564		49.564		28.264			2:01.392		72	42.406		47.557		26.323				1:56.286	
4	42.663		48.434		26.144			1:57.241		73	42.250		47.622		28.573				1:58.445	
5	40.939		48.246		27.819			1:57.004		74	42.598		47.991		Pit In				2:02.680	
6	41.600		49.343		27.677			1:58.620		75	Pit Out		48.748		27.333				2:28.296	
7	40.938		47.905		26.703			1:55.546		76	43.647		47.364		27.384				1:58.395	
8	40.843		47.338		26.451			1:54.632		77	42.925		48.393		26.621				1:57.939	
9	41.397		48.687		27.213			1:57.297		78	43.029		47.497		27.205				1:57.731	
10	40.599		47.678		26.328			1:54.605		79	43.086		47.984		27.722				1:58.792	
11	40.772		46.785		26.186			1:53.743		80	43.493		47.455		27.582				1:58.530	
12	40.251		46.679		28.421			1:55.351		81	42.704		48.645		27.885				1:59.234	
13	41.081		47.937		26.644			1:55.662		82	43.944		47.379		26.303				1:57.626	
14	41.493		46.571		26.792			1:54.856		83	43.573		48.549		26.480				1:58.602	
15	41.270		47.531		26.631			1:55.432		84	42.716		48.450		26.554				1:57.720	
16	41.325		47.644		Pit In			2:03.091		85	42.073		47.592		26.090				1:55.755	
17	Pit Out		48.777		52.305			2:50.876		86	43.433		48.890		27.457				1:59.780	
18	1:37.192		1:39.112		29.384			3:45.688		87	43.799		54.003		27.352				2:05.154	
19	43.198		48.876		26.640			1:58.714		88	44.204		51.740		27.231				2:03.175	
20	42.476		47.607		26.065			1:56.148		89	42.956		48.635		26.944				1:58.535	
21	41.542		46.818		26.056			1:54.416		90	43.651		48.586		Pit In				2:09.146	
22	41.326		46.814		25.677			1:53.817		91	Pit Out		46.829		27.254				2:22.052	
23	41.639		48.995		26.727			1:57.361		92	42.005		46.355		26.322				1:54.682	
24	41.109		46.903		25.719			1:53.731		93	40.253		46.112		26.717				1:53.082	
25	41.729		46.475		26.099			1:54.303		94	41.381		46.827		26.966				1:55.174	
26	40.867		46.217		25.747			1:52.831		95	40.548		45.702		26.445				1:52.695	
27	40.766		46.085		25.225			1:52.076		96	40.738		46.339		26.711				1:53.788	
28	41.602		45.852		25.823			1:53.277		97	40.532		45.989		26.089				1:52.610	
29	41.830		48.626		25.862			1:56.318		98	40.850		1:15.147		1:13.086				3:09.083	
30	43.413		47.614		25.585			1:56.612		99	1:39.739		1:07.791		27.187				3:14.717	
31	41.142		46.107		26.287			1:53.536		100	41.252		46.848		25.821				1:53.921	
32	41.349		47.014		Pit In			1:59.742		101	40.431		46.256		Pit In				2:07.841	
33	Pit Out		48.163		26.582			2:23.040		102	Pit Out		1:15.309		26.968				4:23.139	
34	42.751		46.962		26.957			1:56.670		103	43.531		47.949		26.955				1:58.435	
35	42.867		47.935		27.047			1:57.849		104	42.193		47.206		26.006				1:55.405	
36	43.041		47.333		26.521			1:56.895		105	41.782		47.143		25.854				1:54.779	
37	42.570		48.261		26.233			1:57.064		106	41.837		47.043		26.405				1:55.285	
38	42.551		48.294		26.938			1:57.783		107	41.710		47.048		25.789				1:54.547	
39	43.449		47.576		27.344			1:58.369		108	41.652		46.858		26.091				1:54.601	
40	44.995		48.573		27.723			2:01.291		109	42.226		48.856		26.287				1:57.369	
41	42.977		48.397		27.420			1:58.794		110	42.010		47.245		26.739				1:55.994	
42	43.220		48.693		27.248			1:59.161		111	43.248		46.599		25.926				1:55.773	
43	43.674		47.499		26.797			1:57.970		112	41.471		46.539		25.576				1:53.586	
44	42.558		47.815		26.583			1:56.956		113	41.154		46.335		25.390				1:52.879	





**GO FAST
OR GO
HOME**

BRACKET

RACING



Bracket 5 uren van Assen Laps and Sector Times - Race

15 June 2026
Assen - 4555mtr.

45	42.882	47.960	26.738	1:57.580	114	40.874	45.857	25.307	1:52.038
46	43.481	47.625	27.138	1:58.244	115	42.135	46.730	25.574	1:54.439
47	42.513	48.408	27.176	1:58.097	116	41.329	47.429	25.936	1:54.694
48	43.364	48.513	Pit In	2:07.007	117	41.214	46.806	Pit In	1:59.942
49	Pit Out	47.700	26.996	2:21.133	118	Pit Out	48.192	27.366	2:24.283
50	40.520	47.020	25.767	1:53.307	119	43.345	47.774	26.806	1:57.925
51	41.030	45.766	25.418	1:52.214	120	43.667	48.293	27.697	1:59.657
52	40.391	45.125	25.266	1:50.782	121	42.699	47.145	27.828	1:57.672
53	39.918	46.434	25.828	1:52.180	122	42.087	47.414	26.355	1:55.856
54	<u>39.731</u>	44.747	<u>24.993</u>	<u>1:49.471</u>	123	42.241	47.208	27.039	1:56.488
55	39.815	46.589	27.108	1:53.512	124	42.740	47.500	26.924	1:57.164
56	40.485	<u>44.419</u>	26.102	1:51.006	125	43.548	48.373	28.182	2:00.103
57	4:27.443	48.930	25.949	5:42.322	126	43.101	47.599	26.844	1:57.544
58	43.105	47.563	27.297	1:57.965	127	42.826	48.040	26.786	1:57.652
59	42.036	46.870	26.725	1:55.631	128	42.908	47.423	Pit In	2:06.267
60	42.043	47.107	26.112	1:55.262	129	Pit Out	1:56.676	1:19.561	4:34.991
61	41.893	1:03.346	1:16.386	3:01.625	130	1:44.443	1:59.386	1:20.817	5:04.646
62	1:40.708	1:27.409	28.207	3:36.324	131	1:43.782	1:42.184	28.430	3:54.396
63	43.639	48.026	27.565	1:59.230	132	43.208	47.447	26.155	1:56.810
64	43.026	48.314	27.824	1:59.164	133	41.399	46.761	26.260	1:54.420
65	42.195	47.314	28.060	1:57.569	134	41.623	46.391	27.740	1:55.754
66	44.169	48.904	26.782	1:59.855	135	41.806	46.030	25.806	1:53.642
67	1:04.704	2:14.598	1:28.734	4:48.036	136	40.723	46.272	27.527	1:54.522
68	1:55.976	2:13.902	1:21.119	5:30.997	137	40.911	46.429	25.825	1:53.165
69	1:44.984	1:37.655	28.432	3:51.071	138	40.719	45.459	25.724	1:51.902

77 Picobello Racing																			
lap	Sect-1	Speed	Sect-2	Speed	Sect-3	Speed	TopSpeed	laptime	pit	lap	Sect-1	Speed	Sect-2	Speed	Sect-3	Speed	TopSpeed	laptime	pit
1	53.593		59.336		31.917			2:24.846		46	45.379		50.400		27.269			2:03.048	
2	44.668		55.831		30.147			2:10.646		47	44.117		48.959		27.075			2:00.151	
3	43.816		53.812		28.901			2:06.529		48	42.689		48.426		27.112			1:58.227	
4	43.782		53.192		40.926			2:17.900		49	42.588		47.943		26.709			1:57.240	
5	3:26.618		53.210		30.964			4:50.792		50	42.223		1:19.873		Pit In			3:19.271	
6	<u>45.510</u>		<u>52.099</u>		28.400			2:06.009		51	Pit Out		1:57.948		1:23.277			7:46.691	
7	47.265		50.338		29.524			2:07.127		52	1:41.963		1:31.935		31.930			3:45.828	
8	44.068		49.853		28.397			2:02.318		53	45.484		51.393		29.596			2:06.473	
9	48.781		49.064		27.922			2:05.767		54	43.826		50.050		28.742			2:02.618	
10	47.652		50.376		28.456			2:06.484		55	43.284		49.710		Pit In			2:10.803	
11	44.045		49.900		28.040			2:01.985		56	Pit Out		50.320		29.422			10:05.131	
12	43.984		49.453		28.210			2:01.647		57	43.975		50.031		28.552			2:02.558	
13	43.404		49.164		28.381			2:00.949		58	43.578		51.374		28.315			2:03.267	
14	43.939		49.174		27.929			2:01.042		59	42.913		50.388		Pit In			2:15.309	
15	8:49.703		53.039		30.914			10:13.656		60	Pit Out		52.086		29.496			5:16.524	
16	46.045		55.322		29.755			2:11.122		61	44.560		49.479		27.060			2:01.099	
17	45.317		51.798		29.687			2:06.802		62	43.002		48.588		26.714			1:58.304	
18	44.621		51.114		29.218			2:04.953		63	42.983		48.435		27.541			1:58.959	





**GO FAST
OR GO
HOME**

BRACKET

RACING



Bracket 5 uren van Assen Laps and Sector Times - Race

15 June 2026
Assen - 4555mtr.

19	44.137	50.773	29.682	2:04.592	64	45.239	48.212	27.327	2:00.778
20	46.273	51.383	Pit In	2:16.389	65	42.884	48.274	27.211	1:58.369
21	Pit Out	51.823	27.723	6:29.322	66	42.471	47.628	26.658	1:56.757
22	44.558	48.852	26.992	2:00.402	67	44.175	47.479	27.235	1:58.889
23	43.283	48.379	27.308	1:58.970	68	42.423	47.145	27.044	1:56.612
24	42.923	48.623	27.547	1:59.093	69	42.201	48.085	26.661	1:56.947
25	43.196	48.708	26.934	1:58.838	70	42.073	49.872	28.068	2:00.013
26	42.873	48.144	29.231	2:00.248	71	42.818	48.023	26.989	1:57.830
27	42.789	48.645	27.822	1:59.256	72	42.286	47.543	26.682	<u>1:56.511</u>
28	43.610	49.006	27.580	2:00.196	73	42.250	52.148	28.202	2:02.600
29	42.722	47.433	26.739	1:56.894	74	42.881	47.657	26.647	1:57.185
30	43.078	47.793	26.890	1:57.761	75	56:23.901	57.003	29.725	57:50.629
31	42.809	47.491	26.912	1:57.212	76	46.021	49.871	27.561	2:03.453
32	42.545	47.927	27.275	1:57.747	77	43.204	48.874	27.633	1:59.711
33	43.649	47.992	<u>26.575</u>	1:58.216	78	45.411	48.645	28.177	2:02.233
34	42.012	47.596	28.402	1:58.010	79	42.974	48.708	27.456	1:59.138
35	42.520	47.866	28.140	1:58.526	80	43.350	1:23.309	1:14.155	3:20.814
36	3:56.528	49.201	28.669	5:14.398	81	1:37.178	1:53.274	1:11.420	4:41.872
37	43.698	50.369	29.535	2:03.602	82	1:44.623	2:05.265	1:11.832	5:01.720
38	43.216	50.245	28.338	2:01.799	83	47.755	52.485	29.218	2:09.458
39	43.457	52.051	28.712	2:04.220	84	43.907	50.815	27.993	2:02.715
40	44.270	50.626	28.426	2:03.322	85	43.287	50.236	28.372	2:01.895
41	42.965	49.701	28.460	2:01.126	86	42.985	48.083	27.133	1:58.201
42	43.239	49.605	Pit In	2:10.436	87	42.839	48.640	27.237	1:58.716
43	Pit Out	51.010	28.150	18:37.194	88	42.386	49.260	27.384	1:59.030
44	43.198	48.607	49.066	2:20.871	89	42.669	49.336	27.592	1:59.597
45	1:35.587	1:54.227	42.575	4:12.389	90				

86 RTT (Racing Team Twente)																			
lap	Sect-1	Speed	Sect-2	Speed	Sect-3	Speed	TopSpeed	laptime	pit	lap	Sect-1	Speed	Sect-2	Speed	Sect-3	Speed	TopSpeed	laptime	pit
1	45.893		56.447		29.414			2:11.754		73	Pit Out		46.257		26.690			2:27.340	
2	42.250		54.004		27.919			2:04.173		74	40.361		45.945		26.002			1:52.308	
3	41.426		50.087		26.024			1:57.537		75	40.250		45.907		26.878			1:53.035	
4	39.672		48.455		25.565			1:53.692		76	41.620		45.907		26.248			1:53.775	
5	39.194		47.413		25.142			1:51.749		77	40.445		45.605		25.915			1:51.965	
6	38.972		46.647		24.942			1:50.561		78	40.337		46.760		25.770			1:52.867	
7	39.330		46.002		25.723			1:51.055		79	40.059		46.866		25.608			1:52.533	
8	38.876		47.337		26.492			1:52.705		80	40.291		45.162		26.744			1:52.197	
9	39.431		46.141		24.868			1:50.440		81	39.741		45.474		26.005			1:51.220	
10	39.743		47.633		25.205			1:52.581		82	39.636		45.327		26.529			1:51.492	
11	39.723		47.240		25.957			1:52.920		83	40.435		44.788		26.117			1:51.340	
12	40.967		45.818		24.853			1:51.638		84	39.431		45.532		25.675			1:50.638	
13	38.278		44.076		24.572			1:46.926		85	39.067		44.921		25.898			1:49.886	
14	40.230		45.379		24.644			1:50.253		86	40.557		59.544		Pit In			2:32.903	
15	38.565		44.644		26.152			1:49.361		87	Pit Out		45.986		24.862			2:26.897	
16	38.706		44.761		25.920			1:49.387		88	39.709		45.761		25.525			1:50.995	





**GO FAST
OR GO
HOME**

BRACKET

RACING



Bracket 5 uren van Assen Laps and Sector Times - Race

15 June 2026
Assen - 4555mtr.

17	40.760	46.737	25.372	1:52.869	89	39.691	44.642	25.207	1:49.540
18	40.450	45.530	32.228	1:58.208	90	39.192	44.724	25.866	1:49.782
19	1:36.826	1:50.525	Pit In	4:05.729	91	39.021	44.926	25.592	1:49.539
20	Pit Out	46.966	25.669	2:22.844	92	41.245	45.793	26.274	1:53.312
21	40.779	45.453	25.340	1:51.572	93	40.416	44.901	24.902	1:50.219
22	39.476	45.305	25.427	1:50.208	94	39.807	44.729	24.660	1:49.196
23	39.482	44.975	26.344	1:50.801	95	38.670	44.726	25.282	1:48.678
24	39.287	44.677	25.021	1:48.985	96	40.024	46.454	24.615	1:51.093
25	40.295	45.049	25.029	1:50.373	97	38.615	45.426	25.859	1:49.900
26	39.672	44.687	25.227	1:49.586	98	38.887	44.287	24.670	1:47.844
27	39.661	44.869	25.735	1:50.265	99	40.068	44.793	24.668	1:49.529
28	40.277	46.217	26.688	1:53.182	100	38.635	44.377	24.693	1:47.705
29	40.337	44.797	25.841	1:50.975	101	39.748	44.561	25.259	1:49.568
30	39.485	45.280	25.158	1:49.923	102	40.404	45.223	Pit In	2:22.656
31	39.214	45.807	25.293	1:50.314	103	Pit Out	1:44.641	26.078	3:55.844
32	38.894	44.602	25.121	1:48.617	104	44.633	55.352	Pit In	2:18.994
33	41.348	47.733	26.221	1:55.302	105	Pit Out	1:09.659	1:13.086	3:34.032
34	39.024	46.552	26.292	1:51.868	106	1:36.592	1:03.524	27.491	3:07.607
35	40.198	45.102	25.540	1:50.840	107	42.428	45.513	24.844	1:52.785
36	39.429	45.216	25.203	1:49.848	108	39.648	45.209	24.707	1:49.564
37	39.325	45.340	24.990	1:49.655	109	41.756	46.352	25.335	1:53.443
38	40.089	45.858	Pit In	1:58.864	110	38.753	44.529	24.837	1:48.119
39	Pit Out	45.480	26.068	2:20.243	111	38.769	45.613	24.749	1:49.131
40	38.904	45.283	26.293	1:50.480	112	39.614	45.887	26.790	1:52.291
41	39.798	44.991	26.532	1:51.321	113	41.774	46.756	25.942	1:54.472
42	40.090	44.445	24.774	1:49.309	114	40.417	45.047	24.750	1:50.214
43	39.177	45.386	24.609	1:49.172	115	39.510	47.386	25.964	1:52.860
44	40.068	45.229	25.570	1:50.867	116	40.280	46.564	25.808	1:52.652
45	39.765	44.213	24.257	1:48.235	117	39.511	45.017	24.805	1:49.333
46	38.949	45.486	24.518	1:48.953	118	40.773	47.851	25.052	1:53.676
47	38.631	44.898	24.635	1:48.164	119	40.579	45.317	25.198	1:51.094
48	40.252	44.716	24.558	1:49.526	120	39.940	45.742	25.549	1:51.231
49	38.332	45.851	25.584	1:49.767	121	40.505	45.912	26.024	1:52.441
50	38.668	45.740	25.173	1:49.581	122	39.830	46.218	24.786	1:50.834
51	38.761	45.539	26.901	1:51.201	123	40.451	45.331	24.948	1:50.730
52	4:11.165	47.655	26.824	5:25.644	124	38.755	44.760	Pit In	1:55.468
53	41.095	46.796	26.136	1:54.027	125	Pit Out	45.349	24.727	2:24.919
54	40.883	46.426	26.677	1:53.986	126	39.295	46.482	25.224	1:51.001
55	40.686	46.044	27.264	1:53.994	127	39.797	44.587	25.093	1:49.477
56	39.864	45.961	26.133	1:51.958	128	40.103	44.798	25.409	1:50.310
57	40.640	45.749	25.868	1:52.257	129	39.322	45.187	25.043	1:49.552
58	41.337	46.141	25.992	1:53.470	130	39.433	44.930	26.956	1:51.319
59	40.416	47.102	25.432	1:52.950	131	39.339	44.639	24.904	1:48.882
60	39.231	45.359	26.681	1:51.271	132	40.947	45.208	25.589	1:51.744
61	39.565	46.246	25.751	1:51.562	133	40.042	44.786	25.510	1:50.338





**GO FAST
OR GO
HOME**

BRACKET

RACING



Bracket 5 uren van Assen Laps and Sector Times - Race

15 June 2026
Assen - 4555mtr.

62	39.330	46.083	25.352	1:50.765	134	39.009	52.273	1:18.252	2:49.534
63	39.629	44.780	25.355	1:49.764	135	1:48.435	2:06.322	1:21.735	5:16.492
64	40.370	55.925	Pit In	2:49.276	136	1:51.192	2:06.697	Pit In	5:14.568
65	Pit Out	1:28.231	26.655	3:39.953	137	Pit Out	45.474	25.063	2:22.411
66	40.373	48.220	26.265	1:54.858	138	<u>37.939</u>	46.402	26.277	1:50.618
67	38.627	45.686	26.722	1:51.035	139	38.865	<u>43.865</u>	24.189	1:46.919
68	43.928	48.943	Pit In	2:09.261	140	38.757	44.002	24.594	1:47.353
69	Pit Out	45.150	25.689	2:27.031	141	38.348	44.267	<u>24.025</u>	<u>1:46.640</u>
70	1:09.922	2:02.629	1:26.752	4:39.303	142	37.976	44.985	24.422	1:47.383
71	1:53.595	2:14.326	1:23.543	5:31.464	143	38.681	46.359	24.433	1:49.473
72	1:43.169	1:36.172	Pit In	3:57.011	144	38.121	43.952	25.069	1:47.142

88 Temutactics																			
lap	Sect-1	Speed	Sect-2	Speed	Sect-3	Speed	TopSpeed	laptime	pit	lap	Sect-1	Speed	Sect-2	Speed	Sect-3	Speed	TopSpeed	laptime	pit
1	54.526		1:01.494		32.076		2:28.096		69	44.080		49.939		28.411				2:02.430	
2	45.167		57.456		29.399		2:12.022		70	43.511		49.033		27.554				2:00.098	
3	44.394		53.935		29.012		2:07.341		71	44.468		49.539		27.000				2:01.007	
4	44.330		52.268		28.780		2:05.378		72	42.654		48.524		27.746				1:58.924	
5	44.611		52.054		27.619		2:04.284		73	42.439		48.309		27.014				1:57.762	
6	44.178		52.153		29.776		2:06.107		74	42.701		51.329		27.939				2:01.969	
7	43.707		50.210		27.459		2:01.376		75	44.134		48.329		27.769				2:00.232	
8	43.036		50.754		27.951		2:01.741		76	42.570		48.533		28.249				1:59.352	
9	42.712		48.817		27.367		1:58.896		77	43.302		48.932		27.130				1:59.364	
10	43.182		49.577		27.673		2:00.432		78	42.154		49.700		27.516				1:59.370	
11	42.531		50.047		27.677		2:00.255		79	41.689		47.366		27.100				1:56.155	
12	42.517		48.504		27.705		1:58.726		80	42.277		47.462		27.063				1:56.802	
13	42.210		48.981		27.594		1:58.785		81	42.581		47.588		Pit In				2:05.887	
14	44.430		48.865		Pit In		2:11.185		82	Pit Out		52.673		29.786				2:42.834	
15	Pit Out		54.633		30.488		2:45.621		83	44.943		51.992		28.651				2:05.586	
16	45.274		54.622		43.821		2:23.717		84	42.888		52.108		29.417				2:04.413	
17	1:33.416		1:44.166		32.453		3:50.035		85	43.333		52.635		30.615				2:06.583	
18	45.436		54.421		31.019		2:10.876		86	44.229		52.411		29.446				2:06.086	
19	46.050		54.632		30.881		2:11.563		87	43.318		52.682		30.064				2:06.064	
20	45.790		55.225		29.910		2:10.925		88	44.782		51.292		28.860				2:04.934	
21	45.580		53.375		30.234		2:09.189		89	43.540		51.351		28.620				2:03.511	
22	44.569		53.055		29.373		2:06.997		90	43.257		50.601		28.534				2:02.392	
23	45.269		55.105		30.809		2:11.183		91	43.900		51.259		28.501				2:03.660	
24	43.808		52.092		29.312		2:05.212		92	43.059		50.242		Pit In				2:08.934	
25	45.468		52.320		29.985		2:07.773		93	Pit Out		49.300		27.733				2:52.787	
26	44.883		52.370		29.663		2:06.916		94	42.866		49.415		27.494				1:59.775	
27	44.534		52.640		Pit In		2:15.094		95	42.598		48.305		27.189				1:58.092	
28	Pit Out		49.846		28.353		2:35.164		96	1:21.423		1:44.843		1:12.649				4:18.915	
29	42.478		49.723		27.179		1:59.380		97	47.357		50.956		27.276				2:05.589	
30	42.309		48.507		27.593		1:58.409		98	41.655		48.466		27.047				1:57.168	
31	43.755		48.103		27.314		1:59.172		99	49.432		1:52.140		1:14.285				3:55.857	
32	42.234		47.762		26.691		1:56.687		100	1:02.032		48.450		26.787				2:17.269	





**GO FAST
OR GO
HOME**

BRACKET

RACING




Bracket 5 uren van Assen Laps and Sector Times - Race

15 June 2026
Assen - 4555mtr.

33	41.646	48.334	26.913	1:56.893	101	42.494	49.591	27.044	1:59.129
34	42.261	48.071	28.989	1:59.321	102	41.533	48.392	27.157	1:57.082
35	42.201	47.775	27.411	1:57.387	103	41.511	48.429	26.720	1:56.660
36	41.600	47.294	26.524	1:55.418	104	43.294	48.252	27.304	1:58.850
37	41.615	47.319	27.321	1:56.255	105	41.423	48.773	26.710	1:56.906
38	42.833	51.165	27.138	2:01.136	106	41.537	47.281	28.720	1:57.538
39	42.146	47.038	26.650	1:55.834	107	41.539	46.933	26.209	1:54.681
40	44.640	49.853	27.906	2:02.399	108	43.652	46.922	26.035	1:56.609
41	43.019	47.639	26.612	1:57.270	109	41.974	<u>46.018</u>	<u>25.794</u>	1:53.786
42	41.331	47.669	26.659	1:55.659	110	<u>40.752</u>	46.352	26.008	<u>1:53.112</u>
43	41.808	47.939	29.708	1:59.455	111	41.166	48.568	27.075	1:56.809
44	41.272	47.597	26.742	1:55.611	112	41.907	50.058	27.468	1:59.433
45	40.868	46.647	26.772	1:54.287	113	41.406	47.015	Pit In	2:05.328
46	42.730	47.587	Pit In	2:05.808	114	Pit Out	51.908	28.787	2:50.744
47	Pit Out	52.082	28.571	<u>2:48.103</u>	115	45.039	51.016	29.461	2:05.516
48	44.396	50.468	28.547	2:03.411	116	45.410	50.160	28.138	2:03.708
49	44.428	49.473	27.775	2:01.676	117	44.998	50.161	28.173	2:03.332
50	43.679	49.599	29.368	2:02.646	118	44.368	49.657	27.675	2:01.700
51	43.778	50.044	28.376	2:02.198	119	43.574	49.321	27.352	2:00.247
52	45.251	49.932	28.113	2:03.296	120	43.830	49.624	27.227	2:00.681
53	44.596	50.178	29.837	2:04.611	121	43.386	49.578	28.321	2:01.285
54	44.102	49.873	28.423	2:02.398	122	43.819	49.897	27.327	2:01.043
55	44.325	50.234	27.450	2:02.009	123	43.803	50.072	28.353	2:02.228
56	44.245	49.627	27.646	2:01.518	124	44.868	50.805	28.250	2:03.923
57	44.353	49.874	27.575	2:01.802	125	44.561	50.768	28.139	2:03.468
58	43.339	48.994	27.548	1:59.881	126	59.238	1:49.852	Pit In	4:09.068
59	43.760	49.943	29.120	2:02.823	127	Pit Out	1:52.160	1:15.587	5:19.188
60	1:06.083	1:55.007	1:18.043	4:19.133	128	1:43.184	1:36.519	29.440	3:49.143
61	1:02.450	49.541	27.807	2:19.798	129	47.605	52.906	28.520	2:09.031
62	43.320	50.119	27.726	2:01.165	130	44.182	49.641	27.469	2:01.292
63	44.157	49.466	27.596	2:01.219	131	43.538	48.421	27.799	1:59.758
64	43.982	49.682	28.015	2:01.679	132	43.899	48.759	27.296	1:59.954
65	43.846	54.673	1:00.412	2:38.931	133	42.858	48.389	27.257	1:58.504
66	1:28.644	1:58.118	Pit In	4:55.526	134	43.135	49.160	27.539	1:59.834
67	Pit Out	1:54.862	1:15.418	5:11.997	135	42.941	48.298	27.692	1:58.931
68	1:33.297	53.995	29.104	2:56.396	136				

92		Team Rood-Wit-Blauw																	
Lap	Sect-1	Speed	Sect-2	Speed	Sect-3	Speed	TopSpeed	laptime	pit	Lap	Sect-1	Speed	Sect-2	Speed	Sect-3	Speed	Topspeed	laptime	pit
1	48.693		52.935		28.455			2:10.083		73	1:55.242		2:13.875		Pit In			5:25.933	
2	40.959		51.099		27.875			1:59.933		74	Pit Out		1:36.942		26.758			3:43.874	
3	40.359		48.663		25.915			1:54.937		75	39.731		45.651		25.446			1:50.828	
4	40.018		47.405		26.120			1:53.543		76	39.036		44.980		25.379			1:49.395	
5	39.864		47.223		25.682			1:52.769		77	39.016		44.883		25.885			1:49.784	
6	39.779		46.699		25.386			1:51.864		78	39.208		44.399		25.074			1:48.681	
7	39.834		46.418		25.342			1:51.594		79	39.184		45.346		25.829			1:50.359	





**GO FAST
OR GO
HOME**

BRACKET

RACING



Bracket 5 uren van Assen Laps and Sector Times - Race

15 June 2026
Assen - 4555mtr.

8	39.618	46.936	25.603	1:52.157	80	40.760	44.559	25.422	1:50.741
9	39.745	45.545	25.160	1:50.450	81	39.442	45.457	26.336	1:51.235
10	39.540	45.654	26.173	1:51.367	82	39.414	46.223	27.213	1:52.850
11	39.497	45.854	25.869	1:51.220	83	39.572	46.216	26.276	1:52.064
12	39.522	45.919	25.049	1:50.490	84	7:24.683	46.494	25.939	8:37.116
13	38.810	45.551	25.630	1:49.991	85	40.270	46.048	25.292	1:51.610
14	38.978	45.036	24.847	1:48.861	86	41.111	45.810	25.712	1:52.633
15	38.859	45.851	24.547	1:49.257	87	40.014	45.516	25.339	1:50.869
16	39.272	45.542	25.179	1:49.993	88	39.952	46.669	25.168	1:51.789
17	39.005	44.980	24.942	1:48.927	89	40.174	45.567	25.586	1:51.327
18	39.135	45.058	25.490	1:49.683	90	39.894	45.574	25.367	1:50.835
19	1:14.431	1:58.892	Pit In	4:18.702	91	40.319	45.321	25.010	1:50.650
20	Pit Out	46.640	26.219	2:21.793	92	39.740	45.318	25.130	1:50.188
21	42.406	47.130	26.051	1:55.587	93	40.180	45.360	26.407	1:51.947
22	39.426	45.293	26.228	1:50.947	94	40.382	45.499	25.496	1:51.377
23	39.306	45.610	25.476	1:50.392	95	40.375	45.213	25.668	1:51.256
24	40.106	45.093	25.439	1:50.638	96	40.428	45.706	25.516	1:51.650
25	40.341	45.688	25.842	1:51.871	97	40.272	45.649	25.276	1:51.197
26	39.171	44.947	25.520	1:49.638	98	39.974	45.841	25.503	1:51.318
27	39.193	45.615	26.800	1:51.608	99	40.151	45.628	26.111	1:51.890
28	40.107	46.306	25.430	1:51.843	100	40.791	45.278	25.488	1:51.557
29	40.965	45.855	26.011	1:52.831	101	40.037	46.228	25.793	1:52.058
30	39.243	46.910	26.608	1:52.761	102	2:19.827	1:42.935	Pit In	5:09.018
31	39.224	45.494	25.228	1:49.946	103	Pit Out	46.191	25.707	2:23.869
32	39.232	45.117	26.406	1:50.755	104	39.638	45.398	28.504	1:53.540
33	39.416	46.629	27.852	1:53.897	105	1:31.573	1:46.341	47.831	4:05.745
34	39.944	45.619	25.280	1:50.843	106	40.790	45.871	24.993	1:51.654
35	39.252	46.214	25.403	1:50.869	107	39.313	46.618	25.069	1:51.000
36	41.100	45.151	Pit In	2:00.118	108	39.268	45.015	25.015	1:49.298
37	Pit Out	46.732	25.805	2:23.284	109	40.097	45.089	24.819	1:50.005
38	40.829	46.570	27.394	1:54.793	110	39.692	45.577	24.862	1:50.131
39	40.897	45.507	25.836	1:52.240	111	38.819	44.680	24.821	1:48.320
40	41.344	45.160	25.784	1:52.288	112	39.538	44.659	25.206	1:49.403
41	39.624	45.351	25.218	1:50.193	113	38.950	44.959	24.517	1:48.426
42	39.647	46.260	25.665	1:51.572	114	39.080	44.417	25.317	1:48.814
43	39.732	45.999	25.960	1:51.691	115	39.677	44.584	24.846	1:49.107
44	39.429	45.154	25.042	1:49.625	116	38.905	44.734	24.485	1:48.124
45	40.459	45.205	25.437	1:51.101	117	39.075	<u>44.127</u>	<u>24.452</u>	<u>1:47.654</u>
46	40.305	45.700	26.426	1:52.431	118	38.869	44.361	24.492	1:47.722
47	39.628	45.538	25.700	1:50.866	119	39.192	44.634	25.075	1:48.901
48	40.297	45.080	25.314	1:50.691	120	38.838	45.004	25.775	1:49.617
49	40.464	45.167	25.515	1:51.146	121	<u>38.673</u>	45.006	25.349	1:49.028
50	39.944	44.924	25.104	1:49.972	122	39.104	45.155	Pit In	1:56.135
51	40.383	45.955	25.221	1:51.559	123	Pit Out	48.003	26.594	2:23.614
52	39.649	45.617	25.136	1:50.402	124	41.143	46.451	25.651	1:53.245





**GO FAST
OR GO
HOME**

BRACKET

RACING



Bracket 5 uren van Assen Laps and Sector Times - Race

15 June 2026
Assen - 4555mtr.

53	40.057	45.692	25.458	1:51.207	125	40.451	45.694	25.340	1:51.485
54	40.180	46.318	Pit In	1:58.194	126	40.104	45.613	25.690	1:51.407
55	Pit Out	46.796	25.947	2:18.096	127	40.206	45.385	25.099	1:50.690
56	39.835	46.400	25.598	1:51.833	128	40.924	45.644	25.674	1:52.242
57	40.242	45.918	25.970	1:52.130	129	39.963	45.717	25.198	1:50.878
58	39.572	45.570	25.258	1:50.400	130	40.303	46.015	25.478	1:51.796
59	39.474	45.504	25.266	1:50.244	131	40.071	46.129	25.513	1:51.713
60	39.562	46.103	25.640	1:51.305	132	40.351	46.218	25.506	1:52.075
61	39.829	45.019	25.783	1:50.631	133	40.507	46.301	25.589	1:52.397
62	39.203	45.026	24.718	1:48.947	134	40.753	1:31.883	Pit In	3:18.503
63	39.355	44.962	25.066	1:49.383	135	Pit Out	1:52.292	Pit In	4:42.044
64	39.276	44.590	25.222	1:49.088	136	Pit Out	1:51.294	58.599	4:43.012
65	38.954	45.265	25.713	1:49.932	137	43.742	47.170	26.077	1:56.989
66	1:02.957	1:58.634	1:16.717	4:18.308	138	39.735	45.643	25.737	1:51.115
67	1:00.950	46.320	25.471	2:12.741	139	39.832	46.013	26.036	1:51.881
68	39.588	45.495	25.649	1:50.732	140	39.332	46.925	25.003	1:51.260
69	39.265	45.723	24.874	1:49.862	141	39.445	45.292	24.994	1:49.731
70	39.397	45.115	25.001	1:49.513	142	39.283	45.448	25.823	1:50.554
71	38.894	44.896	26.073	1:49.863	143	39.297	45.268	25.032	1:49.597
72	1:04.316	2:07.764	1:27.557	4:39.637	144	39.211	45.193	25.400	1:49.804

99 Goraku Racing Team																					
Lap	Sect-1	Speed	Sect-2	Speed	Sect-3	Speed	TopSpeed	laptime	pit	Lap	Sect-1	Speed	Sect-2	Speed	Sect-3	Speed	Topspeed	laptime	pit		
1	49.300		55.236		29.753			2:14.289		70	49.583		49.799		28.909			2:08.291			
2	43.676		51.318		28.475			2:03.469		71	42.255		48.371		26.725			1:57.351			
3	43.320		51.860		27.625			2:02.805		72	43.539		48.204		27.332			1:59.075			
4	41.991		49.956		27.723			1:59.670		73	41.267		47.264		27.014			1:55.545			
5	42.188		48.652		27.370			1:58.210		74	42.062		48.999		Pit In			2:10.989			
6	42.208		48.438		26.592			1:57.238		75	Pit Out		48.992		27.263			2:40.873			
7	41.628		48.588		27.199			1:57.415		76	43.740		49.327		28.182			2:01.249			
8	42.394		47.921		26.283			1:56.598		77	42.904		48.268		27.330			1:58.502			
9	42.445		47.203		27.372			1:57.020		78	43.529		48.460		27.192			1:59.181			
10	41.882		47.274		25.490			1:54.646		79	42.602		48.677		26.854			1:58.133			
11	41.152		46.463		25.392			1:53.007		80	42.804		49.060		27.486			1:59.350			
12	44.940		47.531		Pit In			2:08.413		81	42.772		47.845		27.292			1:57.909			
13	Pit Out		49.851		28.011			2:43.245		82	43.199		47.715		27.528			1:58.442			
14	43.631		48.588		27.194			1:59.413		83	44.771		49.518		26.772			2:01.061			
15	41.405		47.910		27.158			1:56.473		84	43.652		48.201		26.781			1:58.634			
16	41.422		47.718		26.825			1:55.965		85	42.752		49.419		27.068			1:59.239			
17	42.483		1:08.315		1:09.434			3:00.232		86	42.604		48.346		26.768			1:57.718			
18	1:29.023		1:09.503		28.673			3:07.199		87	42.019		47.253		26.308			1:55.580			
19	44.389		51.922		Pit In			2:16.992		88	43.224		49.720		27.409			2:00.353			
20	Pit Out		49.284		27.200			2:33.543		89	42.314		48.808		27.891			1:59.013			
21	43.034		49.034		27.331			1:59.399		90	42.728		49.229		Pit In			2:13.254			
22	43.388		48.586		26.969			1:58.943		91	Pit Out		50.992		29.487			2:38.000			
23	43.508		49.050		27.269			1:59.827		92	44.823		50.088		28.194			2:03.105			





**GO FAST
OR GO
HOME**

BRACKET

RACING



Bracket 5 uren van Assen Laps and Sector Times - Race

15 June 2026
Assen - 4555mtr.

24	43.505	48.501	26.692	1:58.698	93	44.150	49.710	28.189	2:02.049
25	42.315	48.280	27.229	1:57.824	94	43.536	48.933	27.644	2:00.113
26	43.019	48.624	27.099	1:58.742	95	43.656	49.561	29.175	2:02.392
27	43.080	49.716	26.927	1:59.723	96	43.945	49.873	28.493	2:02.311
28	42.665	49.727	28.091	2:00.483	97	43.478	49.339	28.096	2:00.913
29	43.078	48.668	Pit In	2:09.226	98	1:04.762	2:00.686	1:16.655	4:22.103
30	Pit Out	51.216	29.596	2:39.002	99	58.792	54.170	29.986	2:22.948
31	45.339	50.728	29.171	2:05.238	100	45.525	53.060	Pit In	2:22.923
32	45.133	50.789	29.073	2:04.995	101	Pit Out	1:53.572	27.627	4:25.484
33	44.438	50.254	28.852	2:03.544	102	41.663	47.965	26.546	1:56.174
34	44.334	50.624	28.713	2:03.671	103	41.161	46.602	26.335	1:54.098
35	45.574	50.535	29.170	2:05.279	104	41.192	45.811	25.617	1:52.620
36	45.306	50.733	28.538	2:04.577	105	42.326	45.836	26.362	1:54.524
37	44.343	50.145	Pit In	2:14.184	106	41.353	45.824	25.559	1:52.736
38	Pit Out	47.751	26.292	2:31.487	107	40.660	45.563	25.322	1:51.545
39	41.115	47.680	25.692	1:54.487	108	40.997	46.057	26.514	1:53.568
40	41.749	46.706	26.130	1:54.585	109	40.771	47.070	25.881	1:53.722
41	40.440	45.899	25.351	1:51.690	110	42.059	46.117	26.164	1:54.340
42	40.762	46.490	27.263	1:54.515	111	41.685	46.077	25.475	1:53.237
43	<u>40.204</u>	<u>45.248</u>	25.447	1:50.899	112	40.912	46.368	25.373	1:52.653
44	40.225	45.326	25.292	<u>1:50.843</u>	113	40.942	46.079	25.801	1:52.822
45	41.023	46.997	26.048	1:54.068	114	42.046	47.067	Pit In	2:12.929
46	40.472	45.296	25.202	1:50.970	115	Pit Out	49.393	26.539	2:43.049
47	40.638	46.417	26.023	1:53.078	116	40.987	48.929	27.699	1:57.615
48	41.454	46.391	25.486	1:53.331	117	41.712	48.436	28.719	1:58.867
49	41.433	47.555	25.922	1:54.910	118	41.769	48.299	27.492	1:57.560
50	40.412	45.683	<u>24.962</u>	1:51.057	119	41.078	49.781	28.163	1:59.022
51	40.296	45.654	25.212	1:51.162	120	41.968	46.644	26.488	1:55.100
52	41.236	47.397	27.027	1:55.660	121	41.298	47.906	26.503	1:55.707
53	40.672	46.969	25.518	1:53.159	122	41.577	46.712	27.602	1:55.891
54	40.704	47.032	26.319	1:54.055	123	42.539	46.277	26.171	1:54.987
55	40.595	45.746	Pit In	2:02.874	124	40.469	46.878	26.600	1:53.947
56	Pit Out	48.211	26.911	2:37.768	125	42.045	46.470	26.767	1:55.282
57	41.718	48.197	28.837	1:58.752	126	41.538	47.743	Pit In	2:08.231
58	42.224	49.212	26.253	1:57.689	127	Pit Out	51.092	29.203	3:05.254
59	41.154	47.341	26.944	1:55.439	128	1:07.198	1:54.067	1:16.632	4:17.897
60	41.311	46.462	26.374	1:54.147	129	1:40.889	1:56.027	1:15.789	4:52.705
61	41.007	58.012	1:13.513	2:52.532	130	1:41.995	1:37.576	28.816	3:48.387
62	1:39.358	1:33.857	28.360	3:41.575	131	45.374	51.336	27.797	2:04.507
63	42.904	47.636	26.827	1:57.367	132	43.612	49.723	27.160	2:00.495
64	43.152	48.000	29.318	2:00.470	133	43.160	49.442	27.518	2:00.120
65	41.635	47.133	28.154	1:56.922	134	43.557	48.721	26.971	1:59.249
66	42.372	49.085	28.257	1:59.714	135	42.739	49.222	27.511	1:59.472
67	42.762	1:43.092	Pit In	3:50.190	136	42.773	49.145	28.654	2:00.572
68	Pit Out	1:47.767	1:16.057	5:09.370	137	42.995	49.185	27.671	1:59.851





**GO FAST
OR GO
HOME**

BRACKET
RACING



Bracket 5 uren van Assen
Laps and Sector Times - Race

15 June 2026
Assen - 4555mtr.

69	1:32.416	1:48.170	1:11.355	4:31.941	138				
----	----------	----------	----------	----------	-----	--	--	--	--

111 De Motorschool Racingteam																			
lap	Sect-1	Speed	Sect-2	Speed	Sect-3	Speed	TopSpeed	laptime	pit	lap	Sect-1	Speed	Sect-2	Speed	Sect-3	Speed	Topspeed	laptime	pit
1	49.169		57.180		30.684			2:17.033		72	45.062		49.162		27.053			2:01.277	
2	43.547		53.115		29.176			2:05.838		73	42.890		46.867		27.138			1:56.895	
3	42.549		50.658		28.642			2:01.849		74	43.343		46.265		27.017			1:56.625	
4	42.382		50.564		28.185			2:01.131		75	41.791		47.373		26.749			1:55.913	
5	42.149		49.034		28.023			1:59.206		76	41.946		47.319		26.875			1:56.140	
6	42.770		48.455		27.151			1:58.376		77	41.413		47.382		27.467			1:56.262	
7	42.349		48.394		26.887			1:57.630		78	41.957		47.773		26.706			1:56.436	
8	41.586		48.663		26.724			1:56.973		79	40.813		46.410		25.894			1:53.117	
9	41.404		49.010		28.100			1:58.514		80	41.087		45.981		25.867			1:52.935	
10	41.651		46.936		26.350			1:54.937		81	41.711		45.898		28.630			1:56.239	
11	41.390		46.290		26.036			1:53.716		82	44.370		46.765		26.048			1:57.183	
12	42.288		47.456		26.034			1:55.778		83	41.340		46.658		26.139			1:54.137	
13	43.662		46.184		26.509			1:56.355		84	41.264		46.659		26.003			1:53.926	
14	<u>40.432</u>		<u>45.617</u>		26.753			1:52.802		85	41.416		46.485		26.968			1:54.869	
15	41.334		47.207		26.791			1:55.332		86	40.960		45.919		27.504			1:54.383	
16	42.033		46.808		26.588			1:55.429		87	41.045		46.407		27.616			1:55.068	
17	42.348		46.461		25.944			1:54.753		88	41.459		47.588		27.128			1:56.175	
18	1:07.226		1:55.274		1:09.263			4:11.763		89	40.771		45.863		26.269			1:52.903	
19	42.963		46.133		<u>25.738</u>			1:54.834		90	42.179		45.827		26.067			1:54.073	
20	41.303		46.731		25.962			1:53.996		91	41.717		46.208		25.752			1:53.677	
21	40.717		46.054		25.910			<u>1:52.681</u>		92	42.740		46.345		26.142			1:55.227	
22	41.152		45.776		25.970			1:52.898		93	41.907		47.350		27.329			1:56.586	
23	40.708		46.635		26.023			1:53.366		94	41.555		45.651		26.463			1:53.669	
24	40.773		46.218		26.210			1:53.201		95	41.746		46.966		26.085			1:54.797	
25	43.780		50.853		Pit In			<u>2:08.367</u>		96	41.545		46.089		26.838			1:54.472	
26	Pit Out		49.583		27.792			<u>2:34.681</u>		97	42.599		47.397		Pit In			<u>2:03.439</u>	
27	44.480		48.813		27.778			2:01.071		98	Pit Out		48.384		27.330			<u>2:28.625</u>	
28	42.975		47.847		27.171			1:57.993		99	42.647		47.176		26.973			1:56.796	
29	42.559		49.250		27.778			1:59.587		100	41.859		46.609		26.954			1:55.422	
30	42.386		48.357		27.850			1:58.593		101	1:03.787		1:51.837		1:16.341			4:11.965	
31	41.879		47.191		27.177			1:56.247		102	1:03.762		48.086		27.452			2:19.300	
32	41.708		47.621		26.861			1:56.190		103	42.392		47.667		27.210			1:57.269	
33	41.885		47.113		27.891			1:56.889		104	42.136		1:26.879		1:07.080			3:16.095	
34	41.603		46.373		26.752			1:54.728		105	1:28.113		50.755		27.589			2:46.457	
35	41.271		46.314		26.728			1:54.313		106	44.362		46.688		27.161			1:58.211	
36	41.706		47.048		26.942			1:55.696		107	42.630		46.993		27.005			1:56.628	
37	41.539		46.436		26.580			1:54.555		108	43.136		47.514		26.641			1:57.291	
38	41.506		46.494		26.404			1:54.404		109	41.756		48.064		26.675			1:56.495	
39	42.401		46.217		26.762			1:55.380		110	41.739		46.796		26.808			1:55.343	
40	41.135		46.383		26.311			1:53.829		111	41.426		46.723		26.680			1:54.829	
41	41.638		46.379		26.296			1:54.313		112	41.869		46.776		26.915			1:55.560	
42	41.359		46.682		26.286			1:54.327		113	41.509		46.621		26.447			1:54.577	





**GO FAST
OR GO
HOME**

BRACKET

RACING



Bracket 5 uren van Assen Laps and Sector Times - Race

15 June 2026
Assen - 4555mtr.


43	41.659	46.052	27.170	1:54.881	114	43.574	47.125	26.514	1:57.213
44	40.998	46.079	26.190	1:53.267	115	42.254	46.454	26.518	1:55.226
45	41.038	46.273	26.098	1:53.409	116	41.502	46.800	26.574	1:54.876
46	41.229	46.325	26.014	1:53.568	117	43.574	46.633	26.452	1:56.659
47	41.527	47.097	27.291	1:55.915	118	41.694	46.957	26.876	1:55.527
48	41.573	46.738	Pit In	2:01.399	119	41.557	47.367	26.624	1:55.548
49	Pit Out	49.017	28.151	2:37.372	120	42.251	46.929	26.909	1:56.089
50	44.456	49.411	26.866	2:00.733	121	41.787	47.484	Pit In	2:03.435
51	42.933	48.539	26.819	1:58.291	122	Pit Out	48.924	27.337	2:36.347
52	42.399	47.539	26.489	1:56.427	123	43.051	49.205	27.594	1:59.850
53	42.532	47.746	27.609	1:57.887	124	42.644	47.841	26.752	1:57.237
54	43.899	48.595	27.689	2:00.183	125	42.846	48.678	26.927	1:58.451
55	42.610	49.020	26.620	1:58.250	126	42.528	47.623	26.933	1:57.084
56	43.124	47.295	26.725	1:57.144	127	42.398	47.665	26.933	1:56.996
57	42.228	49.742	27.446	1:59.416	128	42.160	47.901	26.783	1:56.844
58	42.143	47.660	26.786	1:56.589	129	42.712	47.683	26.329	1:56.724
59	42.261	47.677	28.110	1:58.048	130	42.761	48.388	27.770	1:58.919
60	42.522	47.886	26.613	1:57.021	131	43.643	47.137	27.383	1:58.163
61	41.823	47.106	26.556	1:55.485	132	55.503	1:59.006	1:17.603	4:12.112
62	42.128	47.037	26.682	1:55.847	133	1:41.262	1:57.843	1:16.284	4:55.389
63	1:12.411	1:56.458	1:15.020	4:23.889	134	1:44.932	1:40.899	30.868	3:56.699
64	1:20.514	48.842	27.045	2:36.401	135	45.634	49.084	26.706	2:01.424
65	42.366	47.680	26.887	1:56.933	136	42.646	48.540	26.660	1:57.846
66	42.797	47.258	27.358	1:57.413	137	42.607	47.979	26.933	1:57.519
67	42.010	47.735	27.158	1:56.903	138	42.452	49.161	28.596	2:00.209
68	42.258	48.392	30.932	2:01.582	139	43.935	48.586	27.726	2:00.247
69	1:36.203	1:56.547	1:19.701	4:52.451	140	44.539	47.964	27.259	1:59.762
70	1:40.708	2:04.367	Pit In	5:06.376	141	42.487	47.247	26.906	1:56.640
71	Pit Out	1:22.282	29.318	3:46.595	142				

148 Aprilia Racing Hub Team 3																			
lap	Sect-1	Speed	Sect-2	Speed	Sect-3	Speed	TopSpeed	laptime	pit	lap	Sect-1	Speed	Sect-2	Speed	Sect-3	Speed	TopSpeed	laptime	pit
1	50.314		58.717		31.545			2:20.576		70	47.976		49.898		28.258			2:06.132	
2	43.531		55.144		29.408			2:08.083		71	42.450		49.809		27.643			1:59.902	
3	42.397		52.594		28.297			2:03.288		72	42.371		48.242		26.816			1:57.429	
4	43.258		51.583		27.707			2:02.548		73	42.165		48.359		27.398			1:57.922	
5	42.756		51.845		28.107			2:02.708		74	42.601		49.457		28.003			2:00.061	
6	43.444		48.385		27.159			1:58.988		75	42.021		49.645		27.480			1:59.146	
7	41.694		48.767		27.326			1:57.787		76	42.495		48.071		Pit In			2:04.168	
8	41.485		50.366		26.981			1:58.832		77	Pit Out		50.478		28.832			2:38.401	
9	41.308		48.316		27.489			1:57.113		78	43.629		49.294		27.516			2:00.439	
10	41.576		50.200		26.940			1:58.716		79	44.179		48.857		27.163			2:00.199	
11	41.294		48.015		27.203			1:56.512		80	43.328		47.971		27.338			1:58.637	
12	41.219		47.089		26.740			1:55.048		81	42.959		48.146		27.084			1:58.189	
13	41.082		47.489		27.307			1:55.878		82	43.434		48.621		27.953			2:00.008	
14	41.285		47.149		27.068			1:55.502		83	42.689		48.289		27.867			1:58.845	



**GO FAST
OR GO
HOME****BRACKET**
RACINGBracket 5 uren van Assen
Laps and Sector Times - Race15 June 2026
Assen - 4555mtr.

15	42.337	47.895	27.107	1:57.339	84	42.904	49.334	27.383	1:59.621
16	42.261	47.505	26.628	1:56.394	85	43.370	49.307	27.857	2:00.534
17	41.363	47.841	35.042	2:04.246	86	43.093	48.984	27.763	1:59.840
18	1:34.466	1:49.019	Pit In	4:02.152	87	42.908	48.665	27.251	1:58.824
19	Pit Out	52.204	29.107	2:37.213	88	44.399	49.825	27.754	2:01.978
20	44.414	50.091	28.357	2:02.862	89	42.756	49.253	27.661	1:59.670
21	43.500	52.294	29.313	2:05.107	90	42.818	48.498	27.434	1:58.750
22	44.173	51.017	28.605	2:03.795	91	43.697	48.767	27.855	2:00.319
23	44.491	50.009	30.024	2:04.524	92	43.554	49.597	Pit In	2:14.524
24	45.233	50.956	28.383	2:04.572	93	Pit Out	47.777	27.139	2:27.129
25	43.754	50.511	28.325	2:02.590	94	42.953	46.927	28.640	1:58.520
26	44.461	50.076	27.733	2:02.270	95	41.498	47.395	26.923	1:55.816
27	44.425	50.139	27.883	2:02.447	96	41.790	47.542	27.453	1:56.785
28	45.050	50.630	29.036	2:04.716	97	41.823	47.216	27.633	1:56.672
29	45.767	50.187	28.085	2:04.039	98	42.392	1:32.756	1:13.086	3:28.234
30	44.665	50.964	27.993	2:03.622	99	1:37.309	53.071	26.373	2:56.753
31	44.374	50.429	28.177	2:02.980	100	41.740	48.381	27.651	1:57.772
32	44.599	50.079	28.714	2:03.392	101	42.106	58.285	1:10.113	2:50.504
33	44.874	49.987	29.171	2:04.032	102	1:39.454	1:16.023	27.430	3:22.907
34	45.984	51.067	Pit In	2:17.731	103	41.889	46.543	26.428	1:54.860
35	Pit Out	50.409	34.436	2:46.271	104	41.755	46.964	26.290	1:55.009
36	44.824	49.120	27.281	2:01.225	105	42.480	46.811	26.698	1:55.989
37	43.115	47.987	28.351	1:59.453	106	41.414	<u>46.332</u>	26.765	<u>1:54.511</u>
38	42.927	48.359	27.053	1:58.339	107	42.701	47.065	26.676	1:56.442
39	42.488	49.951	28.427	2:00.866	108	42.296	46.964	26.891	1:56.151
40	42.533	47.920	26.887	1:57.340	109	42.320	47.757	Pit In	2:04.837
41	42.567	50.007	27.759	2:00.333	110	Pit Out	48.492	26.995	2:28.623
42	42.085	47.234	26.498	1:55.817	111	41.750	47.273	27.271	1:56.294
43	41.740	48.216	Pit In	2:04.902	112	43.469	48.755	27.125	1:59.349
44	Pit Out	48.651	26.993	2:29.158	113	43.619	48.606	27.016	1:59.241
45	41.475	46.895	26.699	1:55.069	114	42.985	49.322	26.767	1:59.074
46	41.288	46.978	26.385	1:54.651	115	42.910	49.653	28.568	2:01.131
47	42.603	48.339	26.635	1:57.577	116	43.519	48.239	26.695	1:58.453
48	42.648	48.010	26.679	1:57.337	117	41.841	48.483	28.715	1:59.039
49	<u>41.036</u>	47.711	27.010	1:55.757	118	41.836	47.540	26.725	1:56.101
50	41.191	46.370	27.564	1:55.125	119	42.067	48.190	26.508	1:56.765
51	41.886	46.911	27.484	1:56.281	120	41.916	47.977	26.280	1:56.173
52	41.329	46.433	29.684	1:57.446	121	42.481	48.557	26.368	1:57.406
53	42.473	47.438	<u>26.220</u>	1:56.131	122	41.310	47.782	26.852	1:55.944
54	42.234	47.546	28.035	1:57.815	123	42.054	47.684	Pit In	2:04.267
55	42.305	47.387	27.136	1:56.828	124	Pit Out	48.234	26.923	2:24.559
56	43.135	48.088	27.556	1:58.779	125	42.231	47.661	26.584	1:56.476
57	41.630	46.543	26.952	1:55.125	126	42.066	48.659	27.200	1:57.925
58	42.131	47.378	28.153	1:57.662	127	42.626	48.440	27.286	1:58.352
59	42.132	47.194	26.340	1:55.666	128	41.918	47.159	28.444	1:57.521





**GO FAST
OR GO
HOME**

BRACKET

RACING



Bracket 5 uren van Assen Laps and Sector Times - Race

15 June 2026
Assen - 4555mtr.

60	41.938	47.177	26.508	1:55.623	129	1:20.619	1:49.682	1:12.229	4:22.530
61	41.323	1:04.847	Pit In	2:59.352	130	1:36.972	1:49.421	1:14.023	4:40.416
62	Pit Out	1:14.824	26.999	3:37.537	131	1:41.510	1:34.119	31.272	3:46.901
63	42.894	47.868	27.577	1:58.339	132	45.967	49.388	28.449	2:03.804
64	42.615	48.632	27.250	1:58.497	133	42.092	50.030	27.379	1:59.501
65	41.907	48.318	27.785	1:58.010	134	42.836	47.282	26.639	1:56.757
66	43.041	48.069	27.602	1:58.712	135	42.660	47.845	26.525	1:57.030
67	59.474	1:49.133	Pit In	4:00.822	136	42.171	47.535	27.196	1:56.902
68	Pit Out	1:51.786	1:16.961	4:45.091	137	45.132	48.243	27.859	2:01.234
69	1:33.932	1:45.388	1:12.579	4:31.899	138	41.519	47.380	26.621	1:55.520

187 SKÖR GP																			
lap	Sect-1	Speed	Sect-2	Speed	Sect-3	Speed	TopSpeed	laptime	pit	lap	Sect-1	Speed	Sect-2	Speed	Sect-3	Speed	TopSpeed	laptime	pit
1	46.951		54.945		30.507			2:12.403		63	40.553		47.765		25.865			1:54.183	
2	44.498		54.147		28.890			2:07.535		64	6:53.852		48.739		26.430			8:09.021	
3	43.459		52.893		27.930			2:04.282		65	42.543		47.594		26.664			1:56.801	
4	43.030		50.984		27.881			2:01.895		66	42.793		47.372		26.520			1:56.685	
5	42.303		49.605		26.969			1:58.877		67	41.683		47.538		27.021			1:56.242	
6	42.811		49.239		26.717			1:58.767		68	1:06.036		2:08.769		Pit In			4:40.613	
7	42.368		48.966		26.273			1:57.607		69	Pit Out		2:13.843		Pit In			5:39.628	
8	41.929		47.829		26.607			1:56.365		70	Pit Out		1:34.658		Pit In			3:57.438	
9	42.592		48.212		26.644			1:57.448		71	Pit Out		47.451		26.110			2:26.745	
10	42.401		47.278		26.241			1:55.920		72	40.982		46.101		25.256			1:52.339	
11	42.103		46.576		26.535			1:55.214		73	40.424		46.272		25.824			1:52.520	
12	42.741		47.965		27.092			1:57.798		74	42.324		45.822		25.954			1:54.100	
13	42.557		47.852		26.047			1:56.456		75	40.572		45.608		25.204			1:51.384	
14	42.195		48.093		25.999			1:56.287		76	40.437		47.168		25.302			1:52.907	
15	42.503		47.171		25.845			1:55.519		77	40.018		45.350		25.528			1:50.896	
16	42.176		47.021		25.950			1:55.147		78	40.045		45.695		26.902			1:52.642	
17	41.774		47.413		27.822			1:57.009		79	40.149		45.606		25.971			1:51.726	
18	1:18.777		1:58.569		58.064			4:15.410		80	39.866		45.447		27.298			1:52.611	
19	43.437		48.481		Pit In			2:06.381		81	43.593		46.628		25.499			1:55.720	
20	Pit Out		48.810		27.317			2:32.106		82	41.374		46.741		25.746			1:53.861	
21	41.922		46.992		25.906			1:54.820		83	40.982		46.174		25.304			1:52.460	
22	40.834		46.527		26.167			1:53.528		84	40.170		45.506		25.251			1:50.927	
23	40.685		46.197		26.096			1:52.978		85	40.780		45.185		25.295			1:51.260	
24	40.661		46.343		25.751			1:52.755		86	41.204		45.899		Pit In			2:01.463	
25	40.085		47.551		26.095			1:53.731		87	Pit Out		48.122		25.925			2:25.862	
26	41.518		46.357		25.671			1:53.546		88	42.178		48.529		28.145			1:58.852	
27	40.798		46.416		27.126			1:54.340		89	42.482		47.674		27.534			1:57.690	
28	40.458		46.691		25.473			1:52.622		90	42.322		46.749		27.570			1:56.641	
29	40.530		47.279		25.659			1:53.468		91	42.465		46.144		26.221			1:54.830	
30	40.402		46.205		25.494			1:52.101		92	41.622		47.584		26.315			1:55.521	
31	41.270		46.329		25.540			1:53.139		93	42.286		46.158		25.935			1:54.379	
32	40.694		46.721		25.624			1:53.039		94	41.873		46.299		25.882			1:54.054	
33	41.647		46.142		25.388			1:53.177		95	41.839		46.960		27.145			1:55.944	





**GO FAST
OR GO
HOME**

BRACKET

RACING




Bracket 5 uren van Assen Laps and Sector Times - Race

15 June 2026
Assen - 4555mtr.

34	40.862	46.114	26.172	1:53.148	96	41.988	47.142	26.434	1:55.564
35	40.133	46.410	25.724	1:52.267	97	42.711	48.853	26.532	1:58.096
36	40.707	45.719	25.526	1:51.952	98	44.110	47.843	26.074	1:58.027
37	40.102	46.356	27.180	1:53.638	99	41.871	46.239	26.353	1:54.463
38	40.800	45.920	25.584	1:52.304	100	1:03.910	1:51.960	1:16.746	4:12.616
39	42.246	46.490	Pit In	2:03.678	101	17:31.599	49.044	25.925	18:46.568
40	Pit Out	48.215	26.703	2:25.425	102	41.536	46.678	27.303	1:55.517
41	42.645	47.744	27.289	1:57.678	103	41.119	46.514	25.680	1:53.313
42	42.767	47.849	26.303	1:56.919	104	41.189	46.021	25.821	1:53.031
43	41.470	46.923	26.663	1:55.056	105	41.216	46.355	26.969	1:54.540
44	41.202	48.533	27.754	1:57.489	106	40.052	45.510	25.346	1:50.908
45	41.429	46.958	26.102	1:54.489	107	<u>39.698</u>	45.278	25.325	<u>1:50.301</u>
46	40.866	45.658	25.969	1:52.493	108	41.821	46.965	25.603	1:54.389
47	41.079	46.880	26.075	1:54.034	109	40.433	45.666	26.658	1:52.757
48	42.421	46.233	27.343	1:55.997	110	43.978	46.767	25.820	1:56.565
49	41.022	45.549	25.642	1:52.213	111	40.223	45.219	25.030	1:50.472
50	41.283	48.687	27.629	1:57.599	112	41.501	46.011	25.931	1:53.443
51	41.193	46.222	26.488	1:53.903	113	40.585	45.317	25.184	1:51.086
52	41.092	46.589	25.677	1:53.358	114	39.872	<u>44.780</u>	25.843	1:50.495
53	41.308	46.825	25.637	1:53.770	115	40.611	45.249	26.256	1:52.116
54	42.001	47.436	27.541	1:56.978	116	41.613	47.363	26.820	1:55.796
55	41.969	46.758	25.907	1:54.634	117	41.137	46.459	Pit In	2:05.138
56	41.350	46.847	27.111	1:55.308	118	Pit Out	48.368	26.205	27:44.016
57	41.741	46.240	26.281	1:54.262	119	41.122	46.133	25.247	1:52.502
58	42.103	46.285	25.895	1:54.283	120	40.604	47.202	26.220	1:54.026
59	41.087	45.904	25.747	1:52.738	121	40.965	46.401	28.241	1:55.607
60	41.055	46.101	26.110	1:53.266	122	40.558	45.694	25.363	1:51.615
61	40.438	46.032	25.801	1:52.271	123	39.842	47.096	27.033	1:53.971
62	40.205	45.617	25.574	1:51.396	124	39.957	45.477	<u>24.919</u>	1:50.353

203 Mor3 p4n1c @ th3 p1t																			
lap	Sect-1	Speed	Sect-2	Speed	Sect-3	Speed	TopSpeed	laptime	pit	lap	Sect-1	Speed	Sect-2	Speed	Sect-3	Speed	Topspeed	laptime	pit
1	46.035		55.615		30.120			2:11.770		70	1:08.519		50.934		28.727			2:28.180	
2	41.370		53.416		28.211			2:02.997		71	45.358		50.384		28.581			2:04.323	
3	41.168		51.768		27.369			2:00.305		72	45.434		49.977		28.832			2:04.243	
4	40.930		48.735		26.277			1:55.942		73	45.034		50.218		28.603			2:03.855	
5	40.194		48.468		26.173			1:54.835		74	45.297		49.330		28.055			2:02.682	
6	40.944		48.094		25.227			1:54.265		75	44.901		50.161		Pit In			2:13.476	
7	40.100		47.155		25.904			1:53.159		76	Pit Out		50.038		28.477			2:40.808	
8	40.454		47.184		25.488			1:53.126		77	43.745		49.036		27.322			2:00.103	
9	41.126		46.840		26.771			1:54.737		78	43.769		48.983		27.158			1:59.910	
10	40.384		47.854		27.014			1:55.252		79	43.382		48.908		27.403			1:59.693	
11	40.479		46.452		25.285			1:52.216		80	42.970		48.660		27.526			1:59.156	
12	41.043		46.473		25.355			1:52.871		81	43.292		49.083		27.691			2:00.066	
13	40.832		46.914		Pit In			2:00.448		82	43.823		48.784		27.817			2:00.424	
14	Pit Out		53.266		29.015			2:41.692		83	43.544		50.224		27.357			2:01.125	





**GO FAST
OR GO
HOME**

BRACKET

RACING



Bracket 5 uren van Assen Laps and Sector Times - Race

15 June 2026
Assen - 4555mtr.

15	46.081	51.379	28.810	2:06.270	84	44.304	49.304	27.687	2:01.295
16	45.932	50.597	28.352	2:04.881	85	43.717	48.402	27.539	1:59.658
17	48.430	57.518	1:16.357	3:02.305	86	43.834	49.052	28.120	2:01.006
18	1:39.889	1:16.792	28.217	3:24.898	87	43.845	48.604	27.523	1:59.972
19	47.154	54.347	29.982	2:11.483	88	43.395	49.003	27.389	1:59.787
20	46.505	51.053	28.167	2:05.725	89	43.724	49.214	27.373	2:00.311
21	45.622	50.604	Pit In	2:10.334	90	43.011	48.101	Pit In	2:09.066
22	Pit Out	50.879	28.369	2:41.102	91	Pit Out	51.926	29.580	2:38.583
23	44.875	50.272	27.626	2:02.773	92	45.542	50.874	29.166	2:05.582
24	43.765	49.664	27.594	2:01.023	93	45.453	50.486	28.391	2:04.330
25	43.099	48.743	27.448	1:59.290	94	44.837	50.552	28.679	2:04.068
26	43.090	49.318	27.474	1:59.882	95	44.929	51.026	28.616	2:04.571
27	43.237	49.010	27.045	1:59.292	96	44.883	55.473	1:19.798	3:00.154
28	43.227	49.616	27.880	2:00.723	97	1:50.496	1:25.417	29.030	3:44.943
29	44.181	48.722	27.233	2:00.136	98	45.021	51.601	28.579	2:05.201
30	43.349	48.670	Pit In	2:11.865	99	45.072	54.275	1:16.235	2:55.582
31	Pit Out	52.615	30.067	2:43.574	100	1:40.188	1:19.583	Pit In	3:41.516
32	46.224	51.786	29.142	2:07.152	101		46.122	25.500	2:21.248
33	45.699	51.108	29.426	2:06.233	102	40.584	47.657	26.769	1:55.010
34	44.937	53.279	28.453	2:06.669	103	40.342	46.788	25.523	1:52.653
35	44.655	50.478	28.783	2:03.916	104	40.900	45.960	25.388	1:52.248
36	44.580	50.621	28.234	2:03.435	105	41.590	45.792	25.248	1:52.630
37	44.479	50.506	28.606	2:03.591	106	40.691	46.276	25.139	1:52.106
38	44.562	50.104	28.767	2:03.433	107	40.548	46.280	25.589	1:52.417
39	49.889	51.327	Pit In	2:23.310	108	40.388	46.556	25.791	1:52.735
40	Pit Out	45.745	25.112	2:31.579	109	40.761	45.902	25.015	1:51.678
41	40.439	46.119	25.599	1:52.157	110	41.448	46.844	26.097	1:54.389
42	<u>39.933</u>	<u>45.171</u>	<u>24.807</u>	<u>1:49.911</u>	111	41.142	46.002	25.532	1:52.676
43	40.130	46.197	26.239	1:52.566	112	40.790	46.052	25.242	1:52.084
44	40.601	46.430	25.142	1:52.173	113	40.948	46.026	25.278	1:52.252
45	40.991	46.333	25.116	1:52.440	114	41.099	46.329	25.510	1:52.938
46	41.604	46.352	25.136	1:53.092	115	40.771	47.502	25.142	1:53.415
47	41.074	45.958	26.548	1:53.580	116	40.291	47.531	25.516	1:53.338
48	40.643	46.155	25.438	1:52.236	117	41.139	46.222	25.080	1:52.441
49	40.412	46.034	24.988	1:51.434	118	40.478	45.898	25.606	1:51.982
50	40.241	46.621	25.694	1:52.556	119	41.032	45.893	25.730	1:52.655
51	40.854	45.540	26.166	1:52.560	120	41.429	46.244	Pit In	2:01.468
52	41.765	46.010	26.007	1:53.782	121	Pit Out	49.389	27.706	2:30.815
53	41.239	46.757	25.478	1:53.474	122	43.385	48.704	27.256	1:59.345
54	41.563	47.158	25.903	1:54.624	123	42.903	48.279	27.252	1:58.434
55	40.974	46.864	25.738	1:53.576	124	42.677	48.406	26.849	1:57.932
56	40.692	45.938	25.151	1:51.781	125	42.631	48.215	27.083	1:57.929
57	41.610	46.572	26.108	1:54.290	126	42.936	47.525	27.102	1:57.563
58	40.839	46.445	25.349	1:52.633	127	42.341	1:04.703	Pit In	3:05.033
59	41.903	47.667	Pit In	2:05.750	128	Pit Out	1:57.884	1:22.979	5:06.329





**GO FAST
OR GO
HOME**

BRACKET

RACING



Bracket 5 uren van Assen Laps and Sector Times - Race

15 June 2026
Assen - 4555mtr.

60	Pit Out	51.951	28.423	2:40.854	129	1:48.637	2:06.070	1:11.726	5:06.433
61	1:04.921	1:53.952	1:16.094	4:14.967	130	44.076	49.395	26.570	2:00.041
62	1:14.956	50.564	29.113	2:34.633	131	40.717	46.922	25.620	1:53.259
63	47.888	50.841	28.192	2:06.921	132	41.493	46.715	25.540	1:53.748
64	45.333	50.425	29.069	2:04.827	133	40.938	46.758	25.407	1:53.103
65	47.877	50.420	28.625	2:06.922	134	40.580	46.377	25.427	1:52.384
66	45.528	1:08.287	1:16.362	3:10.177	135	40.744	46.076	25.121	1:51.941
67	1:42.099	1:59.191	1:19.936	5:01.226	136	40.360	46.015	26.070	1:52.445
68	1:41.875	1:57.203	1:16.754	4:55.832	137	40.177	45.724	24.982	1:50.883
69	1:21.035	49.972	29.042	2:40.049	138				

211 Bandenboer Racing																			
lap	Sect-1	Speed	Sect-2	Speed	Sect-3	Speed	TopSpeed	laptime	pit	lap	Sect-1	Speed	Sect-2	Speed	Sect-3	Speed	TopSpeed	laptime	pit
1	46.199		57.101		31.248			2:14.548		71	1:36.515		57.964		28.790			3:03.269	
2	44.132		53.027		29.387			2:06.546		72	43.378		48.558		28.000			1:59.936	
3	41.504		53.892		28.168			2:03.564		73	42.516		47.152		27.083			1:56.751	
4	43.218		49.781		26.641			1:59.640		74	42.008		47.781		26.546			1:56.335	
5	40.879		49.728		28.084			1:58.691		75	41.706		47.612		26.186			1:55.504	
6	43.372		47.782		27.010			1:58.164		76	41.165		49.042		26.668			1:56.875	
7	41.909		46.975		25.669			1:54.553		77	41.318		46.263		26.482			1:54.063	
8	40.516		46.833		25.809			1:53.158		78	41.830		46.432		26.348			1:54.610	
9	40.407		46.528		25.994			1:52.929		79	40.764		46.365		25.652			1:52.781	
10	40.915		46.263		26.304			1:53.482		80	41.957		45.846		26.303			1:54.106	
11	41.652		46.235		25.732			1:53.619		81	40.923		46.924		26.534			1:54.381	
12	41.317		47.067		25.610			1:53.994		82	40.598		46.698		26.248			1:53.544	
13	40.777		48.396		25.703			1:54.876		83	41.071		45.936		26.285			1:53.292	
14	41.674		46.565		26.284			1:54.523		84	40.760		46.612		25.646			1:53.018	
15	<u>40.209</u>		45.941		25.778			1:51.928		85	41.773		46.474		26.673			1:54.920	
16	40.963		47.488		25.896			1:54.347		86	50.648		50.040		27.715			2:08.403	
17	40.555		46.508		26.043			1:53.106		87	42.271		48.965		Pit In			2:06.286	
18	1:03.501		1:51.074		Pit In			4:09.329		88	Pit Out		51.607		28.891			2:44.017	
19	Pit Out		48.013		27.326			2:32.367		89	44.980		51.194		29.258			2:05.432	
20	41.878		46.952		27.310			1:56.140		90	45.745		52.763		29.144			2:07.652	
21	41.772		49.079		27.165			1:58.016		91	44.230		51.653		28.699			2:04.582	
22	41.892		47.220		26.489			1:55.601		92	44.158		50.943		28.868			2:03.969	
23	41.636		46.960		26.460			1:55.056		93	44.429		50.019		28.225			2:02.673	
24	41.894		48.953		26.771			1:57.618		94	44.025		50.473		28.815			2:03.313	
25	40.785		46.287		26.056			1:53.128		95	43.444		50.063		29.128			2:02.635	
26	40.886		46.443		25.601			1:52.930		96	43.807		49.826		27.810			2:01.443	
27	43.316		46.793		27.198			1:57.307		97	43.191		49.646		28.307			2:01.144	
28	41.187		47.577		26.146			1:54.910		98	44.437		50.630		28.892			2:03.959	
29	41.636		48.539		25.964			1:56.139		99	43.759		49.786		28.274			2:01.819	
30	43.446		47.848		26.249			1:57.543		100	1:19.979		1:45.964		Pit In			4:19.569	
31	41.598		47.123		26.094			1:54.815		101	Pit Out		48.239		25.677			2:34.919	
32	40.753		46.393		25.796			1:52.942		102	41.455		47.866		26.321			1:55.642	
33	42.222		47.415		26.220			1:55.857		103	1:20.347		1:56.922		58.140			4:15.409	





**GO FAST
OR GO
HOME**

BRACKET

RACING




Bracket 5 uren van Assen Laps and Sector Times - Race

15 June 2026
Assen - 4555mtr.

34	41.267	46.631	27.451	1:55.349	104	42.297	47.703	25.925	1:55.925
35	40.742	46.383	25.613	1:52.738	105	41.247	46.786	26.079	1:54.112
36	41.179	47.672	27.062	1:55.913	106	41.695	47.448	25.878	1:55.021
37	41.569	46.776	Pit In	2:01.360	107	41.047	46.569	25.775	1:53.391
38	Pit Out	51.026	28.228	2:41.967	108	40.995	46.615	25.737	1:53.347
39	43.271	49.925	28.031	2:01.227	109	41.352	47.403	26.490	1:55.245
40	43.704	50.639	28.323	2:02.666	110	40.749	46.908	25.683	1:53.340
41	42.905	50.167	27.801	2:00.873	111	41.154	46.752	26.141	1:54.047
42	43.126	49.852	27.763	2:00.741	112	41.315	47.232	25.853	1:54.400
43	42.295	49.002	27.862	1:59.159	113	41.719	46.600	25.545	1:53.864
44	43.362	51.436	29.449	2:04.247	114	40.460	46.406	25.600	1:52.466
45	42.843	50.017	27.193	2:00.053	115	41.303	48.175	26.992	1:56.470
46	43.478	50.423	27.901	2:01.802	116	41.438	47.715	25.831	1:54.984
47	42.293	49.671	29.704	2:01.668	117	40.311	46.510	25.368	1:52.189
48	42.507	49.676	27.736	1:59.919	118	40.534	47.368	25.812	1:53.714
49	43.514	49.485	28.889	2:01.888	119	40.558	45.957	25.411	1:51.926
50	43.077	49.590	27.877	2:00.544	120	40.794	46.452	25.721	1:52.967
51	43.592	49.856	Pit In	2:11.111	121	40.922	46.754	26.198	1:53.874
52	Pit Out	47.459	25.978	2:37.121	122	40.992	46.616	Pit In	2:03.560
53	41.543	46.408	27.182	1:55.133	123	Pit Out	50.341	28.022	2:39.725
54	41.552	47.074	26.313	1:54.939	124	43.938	49.041	27.534	2:00.513
55	41.079	47.287	25.952	1:54.318	125	42.523	47.580	26.866	1:56.969
56	40.528	46.756	25.944	1:53.228	126	42.500	51.620	27.299	2:01.419
57	41.184	47.147	25.801	1:54.132	127	42.363	48.981	26.702	1:58.046
58	42.230	46.692	25.612	1:54.534	128	41.924	48.234	27.225	1:57.383
59	42.018	47.048	26.999	1:56.065	129	42.615	49.384	26.895	1:58.894
60	40.747	46.253	25.335	1:52.335	130	42.185	47.569	26.744	1:56.498
61	40.621	47.338	26.179	1:54.138	131	1:21.067	1:49.586	1:12.328	4:22.981
62	40.395	<u>45.741</u>	36.788	2:02.924	132	1:37.716	1:48.400	1:15.130	4:41.246
63	1:39.833	1:53.186	51.805	4:24.824	133	1:40.790	1:34.083	31.535	3:46.408
64	43.578	47.545	25.732	1:56.855	134	45.226	50.943	27.680	2:03.849
65	40.278	46.315	<u>25.032</u>	<u>1:51.625</u>	135	44.722	49.075	27.879	2:01.676
66	42.366	46.586	25.651	1:54.603	136	42.392	47.802	26.909	1:57.103
67	40.947	46.845	26.398	1:54.190	137	42.396	48.810	26.989	1:58.195
68	40.571	47.103	Pit In	2:32.882	138	42.058	48.454	27.234	1:57.746
69	Pit Out	1:52.801	1:20.772	5:13.478	139	42.114	48.538	29.178	1:59.830
70	1:40.351	1:53.546	1:17.142	4:51.039	140	42.510	48.600	26.853	1:57.963

217 Timmot Just4Fun																			
Lap	Sect-1	Speed	Sect-2	Speed	Sect-3	Speed	TopSpeed	laptime	pit	Lap	Sect-1	Speed	Sect-2	Speed	Sect-3	Speed	Topspeed	laptime	pit
1	52.447		58.642		32.947			2:24.036		58	43.422		48.425		Pit In			2:10.351	
2	44.180		56.207		31.033			2:11.420		59	Pit Out		1:56.873		1:10.102			5:15.422	
3	43.268		55.061		29.881			2:08.210		60	50.004		53.612		28.783			2:12.399	
4	44.274		53.666		30.176			2:08.116		61	45.206		52.427		28.299			2:05.932	
5	43.376		51.338		28.458			2:03.172		62	45.317		51.258		28.176			2:04.751	
6	45.305		51.040		28.636			2:04.981		63	44.500		50.672		28.073			2:03.245	





**GO FAST
OR GO
HOME**

BRACKET

RACING



Bracket 5 uren van Assen Laps and Sector Times - Race

15 June 2026
Assen - 4555mtr.

7	43.791	50.145	28.230	2:02.166	64	45.164	1:41.951	1:14.685	3:41.800
8	43.338	49.539	28.241	2:01.118	65	1:38.382	1:51.900	1:14.267	4:44.549
9	42.472	49.118	28.526	2:00.116	66	1:35.969	1:57.037	1:16.136	4:49.142
10	42.971	48.950	28.051	1:59.972	67	1:02.042	53.456	29.475	2:24.973
11	55.366	49.529	28.994	2:13.889	68	45.462	51.638	28.310	2:05.410
12	43.671	49.639	28.993	2:02.303	69	44.902	50.607	28.410	2:03.919
13	44.415	50.764	28.784	2:03.963	70	44.282	50.746	Pit In	2:11.927
14	43.520	49.285	28.082	2:00.887	71	Pit Out	49.672	27.883	7:38.360
15	43.173	49.358	28.414	2:00.945	72	44.833	49.744	28.439	2:03.016
16	44.225	49.771	27.884	2:01.880	73	44.853	50.390	29.898	2:05.141
17	1:08.488	1:57.121	Pit In	4:25.615	74	44.125	49.085	27.671	2:00.881
18	Pit Out	54.620	29.493	2:56.837	75	43.627	48.555	28.032	2:00.214
19	46.072	53.037	28.450	2:07.559	76	44.202	49.466	28.073	2:01.741
20	44.948	52.537	28.907	2:06.392	77	43.188	49.590	27.789	2:00.567
21	44.688	50.891	28.035	2:03.614	78	44.321	49.648	27.506	2:01.475
22	43.796	50.083	27.485	2:01.364	79	44.171	48.656	27.717	2:00.544
23	44.123	52.720	29.239	2:06.082	80	43.995	48.610	27.682	2:00.287
24	43.294	49.718	27.930	2:00.942	81	43.697	51.215	28.144	2:03.056
25	44.184	51.784	27.629	2:03.597	82	43.060	48.931	27.536	<u>1:59.527</u>
26	43.061	50.175	28.082	2:01.318	83	42.900	49.293	29.837	2:02.030
27	44.599	50.203	28.980	2:03.782	84	44.461	50.425	28.850	2:03.736
28	45.242	51.066	Pit In	2:12.590	85	36:18.724	51.472	Pit In	37:52.443
29		51.107	29.142	2:56.983	86		50.466	28.634	2:40.203
30	43.781	51.017	28.696	2:03.494	87	43.423	50.076	29.034	2:02.533
31	<u>42.267</u>	53.083	29.880	2:05.230	88	44.191	50.897	28.063	2:03.151
32	42.773	49.543	28.346	2:00.662	89	43.806	50.302	28.610	2:02.718
33	42.902	51.150	28.858	2:02.910	90	43.295	50.855	28.721	2:02.871
34	43.197	50.288	29.122	2:02.607	91	43.369	49.560	28.146	2:01.075
35	43.519	50.229	28.171	2:01.919	92	44.150	49.514	28.566	2:02.230
36	43.988	50.466	28.147	2:02.601	93	42.951	50.410	Pit In	2:16.062
37	43.181	50.714	28.945	2:02.840	94	Pit Out	53.902	30.096	5:04.805
38	43.459	51.049	28.570	2:03.078	95	44.029	49.317	28.228	2:01.574
39	43.393	50.649	28.405	2:02.447	96	44.708	49.885	29.177	2:03.770
40	43.006	50.604	29.415	2:03.025	97	46.191	52.005	29.979	2:08.175
41	45.227	50.292	Pit In	2:16.650	98	44.457	49.477	28.270	2:02.204
42	Pit Out	49.596	27.902	2:44.679	99	43.972	49.803	28.983	2:02.758
43	43.661	49.097	30.063	2:02.821	100	43.539	48.908	27.792	2:00.239
44	44.616	48.878	28.959	2:02.453	101	43.645	48.662	28.186	2:00.493
45	43.686	49.663	27.892	2:01.241	102	43.045	<u>48.139</u>	30.025	2:01.209
46	44.127	50.831	29.102	2:04.060	103	44.470	50.536	27.772	2:02.778
47	44.183	50.726	29.726	2:04.635	104	43.995	48.867	27.835	2:00.697
48	44.257	51.286	28.523	2:04.066	105	55.375	1:59.655	1:18.790	4:13.820
49	44.870	51.583	29.459	2:05.912	106	1:44.817	2:00.028	1:20.365	5:05.210
50	43.597	48.758	28.196	2:00.551	107	1:43.647	1:43.212	Pit In	4:05.366
51	43.885	48.676	28.064	2:00.625	108	Pit Out	56.666	30.532	3:09.469





**GO FAST
OR GO
HOME**

BRACKET

RACING



Bracket 5 uren van Assen Laps and Sector Times - Race

15 June 2026
Assen - 4555mtr.

52	43.080	49.453	<u>27.383</u>	1:59.916	109	46.197	53.578	28.966	2:08.741
53	43.416	50.067	28.182	2:01.665	110	46.329	52.223	28.608	2:07.160
54	43.249	50.145	30.195	2:03.589	111	44.782	50.643	27.846	2:03.271
55	44.493	49.413	28.526	2:02.432	112	45.522	51.813	31.524	2:08.859
56	44.326	49.649	28.263	2:02.238	113	43.882	50.446	27.910	2:02.238
57	43.347	48.566	27.627	1:59.540	114				

245 Mountainparts X Motorique Racing																			
lap	Sect-1	Speed	Sect-2	Speed	Sect-3	Speed	TopSpeed	laptime	pit	lap	Sect-1	Speed	Sect-2	Speed	Sect-3	Speed	Topspeed	laptime	pit
1	51.818		57.057		30.860			2:19.735		69	46.536		52.695		30.004			2:09.235	
2	45.316		56.181		30.313			2:11.810		70	45.523		52.491		29.578			2:07.592	
3	45.776		54.789		30.238			2:10.803		71	46.272		52.510		29.521			2:08.303	
4	46.088		54.710		31.422			2:12.220		72	45.472		52.224		29.220			2:06.916	
5	45.768		54.233		30.184			2:10.185		73	46.057		52.498		29.318			2:07.873	
6	46.140		53.397		29.817			2:09.354		74	45.999		52.932		29.279			2:08.210	
7	46.527		52.687		30.179			2:09.393		75	46.430		52.815		29.147			2:08.392	
8	45.412		51.926		29.191			2:06.529		76	46.071		52.215		29.367			2:07.653	
9	45.295		52.038		29.559			2:06.892		77	46.114		51.904		30.176			2:08.194	
10	44.968		52.482		29.330			2:06.780		78	46.428		51.752		29.078			2:07.258	
11	45.498		52.605		29.165			2:07.268		79	45.836		51.784		29.061			2:06.681	
12	45.222		52.937		29.102			2:07.261		80	45.817		51.656		Pit In			2:16.977	
13	45.622		52.368		29.520			2:07.510		81	Pit Out		51.425		28.890			2:40.080	
14	44.751		51.544		29.084			2:05.379		82	44.879		50.300		27.919			2:03.098	
15	44.841		51.065		28.907			2:04.813		83	44.576		50.436		28.055			2:03.067	
16	45.245		55.570		Pit In			3:00.593		84	44.521		50.147		28.656			2:03.324	
17	Pit Out		1:09.598		28.324			3:29.540		85	44.624		51.541		Pit In			2:10.415	
18	43.272		50.708		27.560			2:01.540		86	Pit Out		49.933		27.802			2:34.805	
19	42.942		49.626		27.882			2:00.450		87	43.817		49.755		27.270			2:00.842	
20	42.341		50.440		28.393			2:01.174		88	43.164		47.999		27.721			1:58.884	
21	43.340		48.262		27.175			1:58.777		89	42.740		47.585		26.626			1:56.951	
22	42.468		48.935		26.950			1:58.353		90	42.725		48.179		26.815			1:57.719	
23	42.745		48.284		27.096			1:58.125		91	42.696		47.706		27.143			1:57.545	
24	41.826		48.193		26.770			1:56.789		92	44.304		48.311		26.882			1:59.497	
25	42.203		47.939		27.512			1:57.654		93	42.267		48.267		27.005			1:57.539	
26	42.362		47.782		26.946			1:57.090		94	42.769		47.739		26.772			1:57.280	
27	41.816		47.929		26.685			1:56.430		95	42.077		47.785		27.039			1:56.901	
28	42.219		48.506		27.626			1:58.351		96	1:03.324		1:59.757		1:17.246			4:20.327	
29	41.919		48.271		27.146			1:57.336		97	51.992		49.111		27.250			2:08.353	
30	42.250		47.141		26.578			1:55.969		98	42.623		47.736		26.446			1:56.805	
31	42.114		47.743		26.408			1:56.265		99	42.192		1:37.077		Pit In			3:32.062	
32	41.979		47.128		26.873			1:55.980		100	Pit Out		50.718		27.149			2:47.400	
33	42.665		47.700		Pit In			2:05.405		101	42.483		50.191		26.456			1:59.130	
34	Pit Out		51.799		29.046			2:45.634		102	42.016		48.534		26.536			1:57.086	
35	45.464		51.290		28.991			2:05.745		103	42.118		48.418		26.090			1:56.626	
36	44.605		49.901		28.522			2:03.028		104	43.760		48.337		26.568			1:58.665	
37	44.643		50.477		28.394			2:03.514		105	41.840		47.966		26.577			1:56.383	





**GO FAST
OR GO
HOME**

BRACKET

RACING



Bracket 5 uren van Assen Laps and Sector Times - Race

15 June 2026
Assen - 4555mtr.

38	44.564	49.889	28.744	2:03.197	106	41.430	48.558	26.725	1:56.713
39	44.268	50.253	27.965	2:02.486	107	41.294	47.914	26.367	1:55.575
40	44.295	49.896	28.051	2:02.242	108	41.329	47.298	27.981	1:56.608
41	44.951	49.863	28.906	2:03.720	109	<u>40.800</u>	<u>46.513</u>	<u>25.763</u>	<u>1:53.076</u>
42	44.246	49.999	28.186	2:02.431	110	40.972	47.353	26.325	1:54.650
43	44.393	49.575	27.630	2:01.598	111	41.611	48.330	26.767	1:56.708
44	43.421	49.262	28.169	2:00.852	112	42.148	49.421	26.331	1:57.900
45	43.994	48.473	27.629	2:00.096	113	42.903	47.247	26.261	1:56.411
46	44.224	49.149	28.184	2:01.557	114	41.009	47.508	25.981	1:54.498
47	43.947	49.171	27.368	2:00.486	115	41.420	48.085	26.398	1:55.903
48	43.880	49.123	27.296	2:00.299	116	41.220	47.914	26.241	1:55.375
49	44.257	49.377	27.703	2:01.337	117	41.531	49.143	26.127	1:56.801
50	43.967	50.834	27.865	2:02.666	118	41.815	48.575	26.794	1:57.184
51	43.811	49.459	29.346	2:02.616	119	41.347	47.026	26.628	1:55.001
52	46.808	53.458	Pit In	2:16.675	120	41.055	47.878	26.346	1:55.279
53	Pit Out	49.848	26.987	2:30.525	121	41.153	47.662	26.318	1:55.133
54	42.632	50.334	27.243	2:00.209	122	42.151	48.659	Pit In	2:10.988
55	41.838	48.881	26.466	1:57.185	123	Pit Out	52.082	28.606	2:42.787
56	41.466	48.862	26.638	1:56.966	124	45.150	51.942	29.439	2:06.531
57	42.019	47.552	27.685	1:57.256	125	45.241	50.897	29.276	2:05.414
58	41.076	47.586	26.594	1:55.256	126	45.808	57.139	1:19.417	3:02.364
59	41.185	47.625	26.068	1:54.878	127	1:47.574	2:06.119	1:22.041	5:15.734
60	41.219	1:03.982	1:16.636	3:01.837	128	1:49.576	2:09.249	1:12.679	5:11.504
61	1:40.523	1:27.814	27.872	3:36.209	129	47.764	52.961	28.919	2:09.644
62	42.859	48.928	26.258	1:58.045	130	46.590	52.695	29.455	2:08.740
63	41.774	48.518	26.663	1:56.955	131	45.188	51.395	28.896	2:05.479
64	43.052	49.358	26.664	1:59.074	132	45.942	51.819	29.651	2:07.412
65	42.019	48.163	27.679	1:57.861	133	45.533	51.415	29.506	2:06.454
66	57.900	1:53.562	Pit In	4:11.090	134	45.458	51.875	29.307	2:06.640
67	Pit Out	2:07.209	1:24.661	5:31.494	135	45.412	51.450	29.659	2:06.521
68	1:53.166	1:58.104	31.244	4:22.514	136				

268 Team Socia 2																			
lap	Sect-1	Speed	Sect-2	Speed	Sect-3	Speed	TopSpeed	laptime	pit	lap	Sect-1	Speed	Sect-2	Speed	Sect-3	Speed	Topspeed	laptime	pit
1	48.951		55.322		28.814			2:13.087		71	42.286		46.959		26.498			1:55.743	
2	43.841		52.247		28.769			2:04.857		72	41.843		46.982		26.306			1:55.131	
3	42.139		50.992		27.104			2:00.235		73	41.265		46.639		26.487			1:54.391	
4	42.052		50.376		27.234			1:59.662		74	42.150		47.010		26.646			1:55.806	
5	42.072		49.401		27.371			1:58.844		75	42.213		47.572		26.991			1:56.776	
6	42.564		49.670		27.427			1:59.661		76	42.817		46.549		26.124			1:55.490	
7	41.798		48.754		27.062			1:57.614		77	41.750		48.242		27.173			1:57.165	
8	42.389		48.328		26.594			1:57.311		78	41.645		46.619		27.950			1:56.214	
9	42.034		48.108		26.851			1:56.993		79	41.637		46.302		26.767			1:54.706	
10	41.939		48.236		26.278			1:56.453		80	42.238		46.662		26.513			1:55.413	
11	41.036		47.155		26.219			1:54.410		81	41.845		48.515		27.503			1:57.863	
12	41.637		48.054		28.182			1:57.873		82	43.376		47.535		27.146			1:58.057	





**GO FAST
OR GO
HOME**

BRACKET

RACING



Bracket 5 uren van Assen Laps and Sector Times - Race

15 June 2026
Assen - 4555mtr.

13	41.123	47.160	25.943	1:54.226	83	43.533	47.149	28.386	1:59.068
14	41.098	47.344	25.952	1:54.394	84	42.873	47.011	26.568	1:56.452
15	40.614	46.560	25.787	1:52.961	85	41.801	46.807	Pit In	2:02.232
16	40.787	46.597	26.128	1:53.512	86	Pit Out	48.696	27.362	2:37.548
17	40.581	46.697	25.791	1:53.069	87	41.927	48.035	27.444	1:57.406
18	1:01.512	1:51.800	1:18.566	4:11.878	88	41.602	48.885	27.337	1:57.824
19	46.287	47.227	Pit In	2:06.436	89	42.018	47.395	27.256	1:56.669
20	Pit Out	46.574	26.626	2:33.610	90	41.123	47.285	26.674	1:55.082
21	41.114	46.520	26.234	1:53.868	91	42.030	46.986	26.718	1:55.734
22	41.232	46.308	26.637	1:54.177	92	41.729	46.405	26.732	1:54.866
23	41.924	45.792	25.923	1:53.639	93	41.631	46.901	26.594	1:55.126
24	41.668	46.764	26.282	1:54.714	94	41.198	50.475	27.241	1:58.914
25	41.265	<u>45.637</u>	25.706	<u>1:52.608</u>	95	41.342	46.980	26.881	1:55.203
26	40.781	46.164	26.036	1:52.981	96	41.351	46.600	26.764	1:54.715
27	41.540	46.774	26.502	1:54.816	97	41.038	47.309	27.908	1:56.255
28	41.328	47.606	25.648	1:54.582	98	41.814	46.868	26.888	1:55.570
29	41.642	46.648	27.576	1:55.866	99	43.994	59.614	1:18.705	3:02.313
30	42.039	45.695	26.017	1:53.751	100	1:48.476	1:21.791	28.060	3:38.327
31	42.335	45.968	26.129	1:54.432	101	43.130	49.551	27.384	2:00.065
32	41.450	46.456	25.884	1:53.790	102	41.895	47.807	56.706	2:26.408
33	41.220	46.053	26.043	1:53.316	103	1:37.682	1:36.149	29.299	3:43.130
34	41.945	46.099	26.605	1:54.649	104	43.347	48.328	27.115	1:58.790
35	41.342	46.966	Pit In	2:02.444	105	41.908	47.462	27.479	1:56.849
36	Pit Out	49.489	28.261	2:34.564	106	42.445	47.831	27.390	1:57.666
37	43.126	49.175	27.855	2:00.156	107	41.811	47.180	27.311	1:56.302
38	42.318	47.438	26.934	1:56.690	108	42.239	47.850	Pit In	2:08.037
39	42.058	49.463	27.887	1:59.408	109	Pit Out	47.578	27.676	2:34.747
40	42.542	49.022	28.060	1:59.624	110	41.561	46.310	26.131	1:54.002
41	43.834	48.290	27.090	1:59.214	111	41.844	46.506	25.990	1:54.340
42	42.627	48.166	28.123	1:58.916	112	41.301	47.106	26.452	1:54.859
43	41.937	46.946	26.766	1:55.649	113	40.938	47.321	26.255	1:54.514
44	41.589	47.131	26.948	1:55.668	114	42.177	46.412	26.348	1:54.937
45	41.777	47.716	27.586	1:57.079	115	41.690	46.042	26.090	1:53.822
46	41.279	47.191	26.873	1:55.343	116	42.254	46.075	26.687	1:55.016
47	41.539	47.611	27.242	1:56.392	117	41.610	45.962	26.040	1:53.612
48	41.643	47.577	27.061	1:56.281	118	41.397	46.265	25.843	1:53.505
49	41.799	47.504	28.031	1:57.334	119	41.487	46.406	26.267	1:54.160
50	43.840	47.134	26.865	1:57.839	120	41.422	46.253	26.787	1:54.462
51	41.416	47.657	26.747	1:55.820	121	43.172	46.080	25.968	1:55.220
52	40.743	46.531	27.343	1:54.617	122	41.746	46.582	26.426	1:54.754
53	41.232	47.839	27.909	1:56.980	123	42.278	46.335	25.763	1:54.376
54	41.429	47.225	Pit In	2:05.455	124	41.445	45.847	25.872	1:53.164
55	Pit Out	47.737	25.895	2:28.990	125	41.550	49.740	27.773	1:59.063
56	41.149	46.579	26.091	1:53.819	126	42.334	46.776	25.801	1:54.911
57	41.083	46.731	25.892	1:53.706	127	41.987	45.882	25.999	1:53.868





**GO FAST
OR GO
HOME**

BRACKET

RACING



Bracket 5 uren van Assen Laps and Sector Times - Race

15 June 2026
Assen - 4555mtr.

58	44.591	47.596	26.335	1:58.522	128	41.901	47.502	27.809	1:57.212
59	41.123	46.263	<u>25.323</u>	1:52.709	129	42.729	47.427	Pit In	2:03.938
60	40.846	46.283	26.034	1:53.163	130	Pit Out	1:36.634	1:11.744	4:07.497
61	40.722	46.754	25.870	1:53.346	131	1:36.386	1:50.913	1:13.003	4:40.302
62	40.649	46.436	25.974	1:53.059	132	1:48.030	1:52.339	1:02.349	4:42.718
63	40.504	1:28.832	1:11.604	3:20.940	133	46.995	51.710	29.329	2:08.034
64	1:34.614	1:03.001	25.932	3:03.547	134	44.583	49.647	28.191	2:02.421
65	40.930	46.274	25.738	1:52.942	135	43.469	49.549	28.870	2:01.888
66	41.432	47.048	27.198	1:55.678	136	43.548	48.969	27.466	1:59.983
67	<u>40.394</u>	48.269	25.632	1:54.295	137	42.099	47.984	27.692	1:57.775
68	6:05.219	1:57.459	1:19.860	9:22.538	138	42.064	49.520	29.094	2:00.678
69	1:40.904	1:57.073	1:17.875	4:55.852	139	42.052	48.619	27.581	1:58.252
70	1:20.795	50.209	27.586	2:38.590	140				

313 LMV Track Chicks Team 1																			
lap	Sect-1	Speed	Sect-2	Speed	Sect-3	Speed	TopSpeed	laptime	pit	lap	Sect-1	Speed	Sect-2	Speed	Sect-3	Speed	TopSpeed	laptime	pit
1	53.083		1:01.236		32.429			2:26.748		66	44.339		49.702		28.066			2:02.107	
2	46.547		57.076		29.627			2:13.250		67	45.506		50.575		27.822			2:03.903	
3	44.022		54.829		28.989			2:07.840		68	44.056		49.591		28.197			2:01.844	
4	43.712		52.822		28.720			2:05.254		69	45.945		49.572		<u>27.274</u>			2:02.791	
5	44.026		52.011		28.107			2:04.144		70	43.856		51.444		31.160			2:06.460	
6	43.497		51.693		29.707			2:04.897		71	46.178		52.020		30.846			2:09.044	
7	44.599		50.179		27.534			2:02.312		72	47.328		52.141		Pit In			2:22.572	
8	8:11.118		52.061		28.984			9:32.163		73	Pit Out		51.018		28.721			2:35.175	
9	44.931		52.364		28.990			2:06.285		74	45.388		50.106		29.236			2:04.730	
10	45.125		53.754		30.022			2:08.901		75	43.984		49.772		28.921			2:02.677	
11	46.864		53.855		28.960			2:09.679		76	43.813		50.492		27.611			2:01.916	
12	44.954		50.977		28.172			2:04.103		77	42.697		49.374		27.841			1:59.912	
13	58.354		1:51.009		1:12.561			4:01.924		78	43.185		48.962		27.732			1:59.879	
14	1:02.003		50.386		27.791			2:20.180		79	43.403		49.539		27.647			2:00.589	
15	44.581		50.590		28.490			2:03.661		80	43.391		49.450		27.963			2:00.804	
16	46.750		50.769		28.466			2:05.985		81	43.371		49.240		27.949			2:00.560	
17	45.852		51.335		28.809			2:05.996		82	<u>42.405</u>		49.421		28.034			1:59.860	
18	44.396		51.061		28.993			2:04.450		83	43.405		49.149		29.795			2:02.349	
19	46.359		50.581		29.365			2:06.305		84	44.656		48.713		27.538			2:00.907	
20	44.867		51.806		Pit In			2:14.133		85	42.746		49.027		27.963			1:59.736	
21	Pit Out		52.945		31.154			2:43.712		86	43.812		52.494		30.512			2:06.818	
22	45.672		51.835		30.445			2:07.952		87	43.248		51.044		28.305			2:02.597	
23	44.322		50.631		28.665			2:03.618		88	43.284		49.357		27.639			2:00.280	
24	45.013		50.251		29.168			2:04.432		89	43.646		49.463		28.813			2:01.922	
25	44.060		49.808		28.424			2:02.292		90	43.614		49.232		27.889			2:00.735	
26	43.646		49.591		28.183			2:01.420		91	43.831		1:33.584		1:12.956			3:30.371	
27	43.840		50.537		28.568			2:02.945		92	1:37.455		53.785		28.308			2:59.548	
28	43.524		49.073		28.151			2:00.748		93	43.712		49.585		28.128			2:01.425	
29	43.562		49.117		28.576			2:01.255		94	43.423		1:03.218		Pit In			2:58.211	
30	42.705		50.297		28.882			2:01.884		95	Pit Out		1:01.570		28.949			3:25.159	





**GO FAST
OR GO
HOME**

BRACKET

RACING



Bracket 5 uren van Assen Laps and Sector Times - Race

15 June 2026
Assen - 4555mtr.

31	42.687	48.819	27.876	<u>1:59.382</u>	96	46.171	51.227	29.237	2:06.635
32	43.549	49.038	28.398	2:00.985	97	45.337	51.079	29.459	2:05.875
33	43.146	49.373	27.616	2:00.135	98	45.832	52.606	29.504	2:07.942
34	45.652	49.259	28.577	2:03.488	99	45.520	51.379	29.034	2:05.933
35	44.070	50.446	28.613	2:03.129	100	45.994	50.740	28.635	2:05.369
36	43.747	49.132	27.897	2:00.776	101	44.333	50.672	28.256	2:03.261
37	43.235	50.701	28.351	2:02.287	102	44.616	50.511	28.430	2:03.557
38	44.146	48.799	28.355	2:01.300	103	45.079	50.638	28.601	2:04.318
39	43.351	<u>48.291</u>	27.974	1:59.616	104	44.478	50.652	28.915	2:04.045
40	43.353	49.477	28.203	2:01.033	105	45.625	51.462	Pit In	2:15.327
41	43.283	49.084	28.040	2:00.407	106	Pit Out	50.159	28.812	2:21.622
42	45.257	50.513	28.181	2:03.951	107	46.392	50.779	29.261	2:06.432
43	43.220	48.857	28.633	2:00.710	108	45.266	51.656	Pit In	2:13.500
44	43.167	50.918	Pit In	<u>2:12.839</u>	109	Pit Out	51.048	29.179	2:30.260
45	Pit Out	51.290	28.325	<u>2:33.852</u>	110	44.020	49.783	30.817	2:04.620
46	46.048	52.737	29.592	2:08.377	111	44.123	49.873	29.362	2:03.358
47	45.924	50.306	27.808	2:04.038	112	43.936	49.771	28.140	2:01.847
48	45.169	50.456	28.530	2:04.155	113	44.355	49.803	28.310	2:02.468
49	43.653	50.028	27.986	2:01.667	114	44.006	49.833	28.406	2:02.245
50	44.023	50.955	28.916	2:03.894	115	44.634	50.572	28.564	2:03.770
51	44.963	50.678	28.340	2:03.981	116	44.042	50.219	28.454	2:02.715
52	44.205	50.301	28.644	2:03.150	117	43.555	50.236	28.652	2:02.443
53	43.069	50.214	28.062	2:01.345	118	44.123	50.886	28.886	2:03.895
54	43.874	50.230	28.220	2:02.324	119	43.413	50.012	28.616	2:02.041
55	44.185	50.478	28.615	2:03.278	120	44.015	1:22.817	1:12.827	3:19.659
56	1:07.659	1:59.328	1:16.666	4:23.653	121	1:38.028	1:52.055	1:12.849	4:42.932
57	1:03.302	49.755	Pit In	<u>2:27.862</u>	122	1:44.710	2:05.900	1:12.407	5:03.017
58	Pit Out	53.369	30.033	<u>2:44.821</u>	123	47.493	52.022	30.195	2:09.710
59	45.765	50.873	28.787	2:05.425	124	44.811	52.139	29.694	2:06.644
60	44.191	49.599	28.571	2:02.361	125	45.307	50.913	29.526	2:05.746
61	1:05.608	2:15.143	1:28.858	4:49.609	126	44.023	51.098	29.949	2:05.070
62	1:55.731	2:13.734	1:21.351	5:30.816	127	44.437	50.680	29.613	2:04.730
63	1:44.979	1:40.754	30.835	3:56.568	128	45.469	51.836	30.790	2:08.095
64	48.671	53.901	29.737	2:12.309	129	46.172	51.734	29.784	2:07.690
65	45.485	51.740	28.256	2:05.481	130				

328 Niet janken maar planken!																			
Lap	Sect-1	Speed	Sect-2	Speed	Sect-3	Speed	TopSpeed	laptime	pit	Lap	Sect-1	Speed	Sect-2	Speed	Sect-3	Speed	Topspeed	laptime	pit
1	53.201		58.882		31.750			2:23.833		69	1:43.292		1:34.825		31.183			3:49.300	
2	43.924		56.275		29.943			2:10.142		70	43.901		48.151		26.297			1:58.349	
3	43.107		54.909		28.630			2:06.646		71	41.298		47.247		26.197			1:54.742	
4	43.909		55.207		29.946			2:09.062		72	41.164		<u>46.343</u>		26.677			1:54.184	
5	43.521		50.355		27.850			2:01.726		73	41.695		47.686		27.156			1:56.537	
6	43.238		50.083		28.065			2:01.386		74	41.076		46.416		26.180			<u>1:53.672</u>	
7	43.537		50.306		27.326			2:01.169		75	41.669		46.994		27.373			1:56.036	
8	42.121		48.917		27.161			1:58.199		76	42.510		47.110		Pit In			2:07.564	





**GO FAST
OR GO
HOME**

BRACKET

RACING



Bracket 5 uren van Assen Laps and Sector Times - Race

15 June 2026
Assen - 4555mtr.

9	41.803	49.017	27.664	1:58.484	77	Pit Out	52.593	29.673	2:42.810
10	41.649	48.098	28.310	1:58.057	78	45.260	51.271	28.700	2:05.231
11	41.634	47.360	26.590	1:55.584	79	44.636	50.901	29.377	2:04.914
12	41.311	48.382	27.342	1:57.035	80	44.261	50.844	28.270	2:03.375
13	42.595	48.872	28.832	2:00.299	81	44.642	50.348	28.305	2:03.295
14	45.676	52.658	Pit In	2:18.964	82	44.479	50.653	28.409	2:03.541
15	Pit Out	49.272	27.511	2:40.524	83	45.382	50.954	29.201	2:05.537
16	42.520	47.394	27.172	1:57.086	84	44.958	50.796	28.659	2:04.413
17	1:18.808	1:59.449	57.998	4:16.255	85	44.668	51.176	28.249	2:04.093
18	42.352	47.051	26.662	1:56.065	86	44.752	50.293	28.161	2:03.206
19	42.233	46.871	27.146	1:56.250	87	44.518	50.172	28.425	2:03.115
20	42.015	47.285	26.524	1:55.824	88	44.777	51.308	Pit In	2:14.092
21	42.451	47.846	27.318	1:57.615	89	Pit Out	48.448	29.253	2:34.974
22	42.534	47.587	26.545	1:56.666	90	44.043	48.877	26.875	1:59.795
23	42.210	47.134	27.311	1:56.655	91	43.092	49.151	27.425	1:59.668
24	42.461	47.692	26.776	1:56.929	92	43.843	51.783	28.199	2:03.825
25	42.024	47.178	26.778	1:55.980	93	42.767	47.567	26.745	1:57.079
26	41.883	48.659	27.319	1:57.861	94	42.117	47.997	26.999	1:57.113
27	41.906	47.549	27.354	1:56.809	95	43.037	48.086	26.884	1:58.007
28	42.853	48.150	27.075	1:58.078	96	42.640	48.298	27.002	1:57.940
29	42.085	47.969	26.722	1:56.776	97	42.149	1:08.064	Pit In	3:04.150
30	43.235	47.507	Pit In	2:06.921	98	Pit Out	56.181	27.571	3:39.828
31	Pit Out	52.164	29.225	2:41.568	99	42.039	48.140	27.457	1:57.636
32	45.850	51.242	29.161	2:06.253	100	42.528	55.953	1:12.580	2:51.061
33	44.704	51.179	28.762	2:04.645	101	1:39.481	1:15.939	27.141	3:22.561
34	45.115	50.882	28.434	2:04.431	102	41.358	46.785	26.738	1:54.881
35	44.886	50.488	28.397	2:03.771	103	42.388	47.191	27.246	1:56.825
36	44.802	50.303	30.575	2:05.680	104	43.052	47.119	26.938	1:57.109
37	44.473	50.306	28.663	2:03.442	105	41.793	46.607	27.178	1:55.578
38	44.196	49.914	28.404	2:02.514	106	42.113	47.048	26.754	1:55.915
39	43.993	49.799	28.248	2:02.040	107	41.278	47.057	26.878	1:55.213
40	43.446	49.844	28.361	2:01.651	108	42.433	47.440	26.841	1:56.714
41	44.502	51.036	29.793	2:05.331	109	42.001	46.588	28.272	1:56.861
42	44.248	51.039	28.791	2:04.078	110	43.352	47.211	26.880	1:57.443
43	43.842	49.510	Pit In	2:10.739	111	41.948	47.374	26.889	1:56.211
44	Pit Out	47.554	28.453	2:34.866	112	42.569	47.545	Pit In	2:08.607
45	42.684	47.688	27.177	1:57.549	113	Pit Out	52.457	28.764	2:47.547
46	41.822	48.520	26.788	1:57.130	114	45.397	52.002	29.222	2:06.621
47	42.521	48.241	26.681	1:57.443	115	45.554	51.165	28.962	2:05.681
48	41.900	48.815	26.394	1:57.109	116	46.032	51.930	29.851	2:07.813
49	41.592	47.754	26.487	1:55.833	117	46.627	52.543	30.137	2:09.307
50	41.425	46.918	26.145	1:54.488	118	46.416	51.938	Pit In	2:18.735
51	41.408	47.054	26.596	1:55.058	119	Pit Out	47.802	26.857	2:32.181
52	41.426	47.010	26.279	1:54.715	120	41.811	47.990	26.682	1:56.483
53	41.632	47.228	27.167	1:56.027	121	42.086	47.246	26.657	1:55.989





**GO FAST
OR GO
HOME**

BRACKET

RACING



Bracket 5 uren van Assen Laps and Sector Times - Race

15 June 2026
Assen - 4555mtr.

54	41.497	48.118	28.203	1:57.818	122	42.419	49.045	27.335	1:58.799
55	42.348	47.496	<u>26.109</u>	1:55.953	123	41.768	49.370	26.746	1:57.884
56	42.777	48.681	26.985	1:58.443	124	42.050	49.180	26.906	1:58.136
57	43.727	47.371	27.113	1:58.211	125	43.115	48.842	28.031	1:59.988
58	41.876	47.257	26.430	1:55.563	126	44.650	48.377	27.694	2:00.721
59	<u>40.835</u>	49.071	27.939	1:57.845	127	51.974	1:58.698	1:18.868	4:09.540
60	42.432	48.559	27.262	1:58.253	128	1:44.765	1:59.819	1:20.623	5:05.207
61	42.586	1:43.307	Pit In	3:39.208	129	1:43.444	1:42.837	28.055	3:54.336
62	Pit Out	49.433	27.365	2:59.411	130	44.430	49.299	27.845	2:01.574
63	42.091	47.408	28.096	1:57.595	131	43.253	50.213	27.427	2:00.893
64	41.597	46.843	26.841	1:55.281	132	43.332	49.387	27.389	2:00.108
65	41.528	46.442	26.627	1:54.597	133	42.946	50.047	29.528	2:02.521
66	41.712	46.579	26.541	1:54.832	134	43.092	48.398	27.760	1:59.250
67	1:12.338	2:01.779	1:26.750	4:40.867	135	43.948	48.997	28.908	2:01.853
68	1:53.342	2:14.037	1:23.886	5:31.265	136	44.917	49.800	27.751	2:02.468

369 Aprilia Racing Hub Team 2																			
lap	Sect-1	Speed	Sect-2	Speed	Sect-3	Speed	TopSpeed	laptime	pit	lap	Sect-1	Speed	Sect-2	Speed	Sect-3	Speed	Topspeed	laptime	pit
1	49.882		56.280		30.930			2:17.092		68	1:20.867		52.661		Pit In			2:49.458	
2	44.461		54.015		29.516			2:07.992		69	Pit Out		49.853		27.955			2:37.006	
3	44.024		53.865		28.806			2:06.695		70	43.536		48.844		27.914			2:00.294	
4	43.760		51.061		28.636			2:03.457		71	43.380		49.217		27.578			2:00.175	
5	43.667		51.038		28.229			2:02.934		72	42.750		48.556		27.706			1:59.012	
6	44.167		49.517		28.220			2:01.904		73	42.940		47.961		27.190			1:58.091	
7	44.232		50.762		28.456			2:03.450		74	42.944		47.981		27.329			1:58.254	
8	43.284		49.703		28.350			2:01.337		75	42.684		48.328		27.455			1:58.467	
9	43.728		49.944		28.265			2:01.937		76	42.542		48.042		27.175			1:57.759	
10	43.182		49.767		Pit In			2:10.501		77	43.416		48.356		28.218			1:59.990	
11	Pit Out		50.432		28.230			2:38.892		78	43.440		48.401		27.004			1:58.845	
12	43.573		49.583		27.799			2:00.955		79	43.066		47.974		27.333			1:58.373	
13	43.089		49.252		28.126			2:00.467		80	42.957		48.907		27.297			1:59.161	
14	43.075		49.155		27.462			1:59.692		81	43.729		48.518		27.483			1:59.730	
15	43.355		49.922		27.764			2:01.041		82	42.945		48.187		27.454			1:58.586	
16	43.544		49.189		28.698			2:01.431		83	42.726		47.889		Pit In			2:07.794	
17	1:19.870		1:58.724		Pit In			4:25.706		84	Pit Out		50.127		28.253			2:36.551	
18	Pit Out		53.705		29.615			2:45.341		85	45.274		50.100		28.187			2:03.561	
19	45.415		49.940		28.173			2:03.528		86	43.866		49.044		27.973			2:00.883	
20	44.218		50.641		28.896			2:03.755		87	43.317		49.427		28.005			2:00.749	
21	44.589		51.389		28.654			2:04.632		88	44.595		49.619		28.618			2:02.832	
22	44.078		50.313		28.935			2:03.326		89	43.837		48.528		28.186			2:00.551	
23	43.807		50.047		27.640			2:01.494		90	44.111		50.279		28.984			2:03.374	
24	44.725		50.502		27.825			2:03.052		91	44.599		48.694		27.570			2:00.863	
25	43.043		48.518		27.513			1:59.074		92	44.059		48.773		27.081			1:59.913	
26	42.800		48.641		27.708			1:59.149		93	44.096		49.420		27.904			2:01.420	
27	43.685		48.445		Pit In			2:05.908		94	43.826		48.975		27.523			2:00.324	
28	Pit Out		49.553		28.315			2:32.835		95	44.272		48.650		27.936			2:00.858	





**GO FAST
OR GO
HOME**

BRACKET

RACING



Bracket 5 uren van Assen Laps and Sector Times - Race

15 June 2026
Assen - 4555mtr.

29	43.148	49.027	27.569	1:59.744	96	44.061	1:40.252	1:13.518	3:37.831
30	43.344	48.866	27.020	1:59.230	97	1:32.015	52.301	Pit In	3:03.107
31	43.208	48.706	27.909	1:59.823	98	Pit Out	51.882	29.062	2:41.383
32	43.760	48.651	28.887	2:01.298	99	1:09.127	1:50.949	1:10.711	4:10.787
33	42.800	48.092	27.657	1:58.549	100	46.732	49.166	28.136	2:04.034
34	42.995	47.818	27.003	1:57.816	101	43.696	49.204	27.995	2:00.895
35	42.704	47.794	26.795	1:57.293	102	43.961	48.820	28.346	2:01.127
36	42.546	48.250	27.461	1:58.257	103	43.317	48.463	27.504	1:59.284
37	42.498	48.025	<u>26.545</u>	1:57.068	104	42.932	48.561	27.583	1:59.076
38	42.937	47.620	27.188	1:57.745	105	43.660	48.417	27.472	1:59.549
39	42.135	47.779	26.859	1:56.773	106	43.493	49.076	27.574	2:00.143
40	42.886	47.822	26.867	1:57.575	107	43.913	49.375	Pit In	2:07.705
41	42.730	47.925	26.729	1:57.384	108	Pit Out	49.392	27.470	2:34.694
42	<u>41.978</u>	<u>46.948</u>	27.085	<u>1:56.011</u>	109	43.541	48.764	27.122	1:59.427
43	42.676	47.382	Pit In	2:06.061	110	43.248	47.862	26.923	1:58.033
44	Pit Out	51.119	27.268	2:35.638	111	42.760	47.439	26.959	1:57.158
45	43.854	50.533	28.187	2:02.574	112	42.892	47.607	26.807	1:57.306
46	44.529	52.225	28.474	2:05.228	113	42.442	47.661	27.348	1:57.451
47	44.743	50.930	29.149	2:04.822	114	42.754	47.698	26.830	1:57.282
48	44.506	50.932	27.912	2:03.350	115	43.028	47.693	26.984	1:57.705
49	44.722	50.932	28.686	2:04.340	116	43.479	48.710	27.803	1:59.992
50	46.530	49.558	27.832	2:03.920	117	43.178	47.960	27.508	1:58.646
51	43.862	48.568	28.342	2:00.772	118	42.469	47.633	27.217	1:57.319
52	43.759	48.384	27.557	1:59.700	119	42.576	47.436	26.779	1:56.791
53	43.531	48.856	28.115	2:00.502	120	42.902	47.460	26.934	1:57.296
54	44.193	50.485	27.941	2:02.619	121	42.239	47.781	27.020	1:57.040
55	46.047	50.220	Pit In	2:15.779	122	42.058	47.235	27.931	1:57.224
56	Pit Out	49.655	27.733	2:36.056	123	43.230	47.891	27.794	1:58.915
57	43.039	48.902	27.396	1:59.337	124	42.152	48.440	27.296	1:57.888
58	42.744	48.482	27.694	1:58.920	125	42.844	47.439	27.059	1:57.342
59	43.062	48.754	27.012	1:58.828	126	6:58.394	1:54.049	1:15.609	10:08.052
60	1:18.735	1:42.080	1:11.860	4:12.675	127	1:39.328	1:26.428	31.549	3:37.305
61	1:02.454	49.789	27.944	2:20.187	128	48.954	55.456	30.082	2:14.492
62	43.477	48.516	27.530	1:59.523	129	45.672	51.332	28.482	2:05.486
63	43.136	48.558	27.746	1:59.440	130	44.859	50.489	28.642	2:03.990
64	43.311	49.324	27.844	2:00.479	131	44.644	50.065	28.521	2:03.230
65	44.359	56.653	Pit In	2:46.565	132	45.043	50.509	29.984	2:05.536
66	Pit Out	1:58.583	1:19.557	5:28.199	133	45.287	52.000	29.541	2:06.828
67	1:40.513	1:56.858	1:18.476	4:55.847	134	44.354	50.182	29.045	2:03.581

404 SB RACING																			
lap	Sect-1	Speed	Sect-2	Speed	Sect-3	Speed	TopSpeed	laptime	pit	lap	Sect-1	Speed	Sect-2	Speed	Sect-3	Speed	Topspeed	laptime	pit
1	54.287		1:00.652		33.320			2:28.259	66	45.950		50.002		29.011				2:04.963	
2	47.836		56.047		30.385			2:14.268	67	45.480		50.661		27.696				2:03.837	
3	46.548		55.412		29.625			2:11.585	68	44.438		49.718		27.984				2:02.140	
4	46.154		53.934		29.201			2:09.289	69	44.488		48.646		27.478				2:00.612	





**GO FAST
OR GO
HOME**

BRACKET

RACING



Bracket 5 uren van Assen Laps and Sector Times - Race

15 June 2026
Assen - 4555mtr.

5	46.123	54.019	29.760	2:09.902	70	43.691	52.775	27.697	2:04.163
6	46.514	53.339	29.041	2:08.894	71	44.121	49.357	27.594	2:01.072
7	46.386	52.384	28.328	2:07.098	72	45.150	49.717	27.971	2:02.838
8	45.026	51.567	29.216	2:05.809	73	44.320	51.771	Pit In	2:12.539
9	45.201	52.266	28.591	2:06.058	74	Pit Out	55.186	31.299	2:48.704
10	45.887	51.425	28.257	2:05.569	75	48.123	54.186	31.102	2:13.411
11	44.987	51.899	30.337	2:07.223	76	47.526	54.470	30.700	2:12.696
12	46.114	51.436	27.976	2:05.526	77	46.897	54.048	30.639	2:11.584
13	44.947	50.966	28.467	2:04.380	78	47.432	53.138	30.462	2:11.032
14	44.690	50.253	28.275	2:03.218	79	46.805	53.665	29.798	2:10.268
15	45.099	51.044	28.219	2:04.362	80	46.974	53.343	30.119	2:10.436
16	45.836	57.534	1:16.740	3:00.110	81	46.746	53.019	30.890	2:10.655
17	1:40.240	1:18.017	Pit In	3:35.257	82	47.136	53.001	Pit In	2:19.111
18	Pit Out	1:01.163	Pit In	3:08.118	83	Pit Out	50.973	28.268	2:42.570
19	Pit Out	52.736	28.512	2:57.650	84	44.649	50.921	27.621	2:03.191
20	45.022	51.178	28.501	2:04.701	85	44.298	50.279	28.142	2:02.719
21	45.622	50.979	29.001	2:05.602	86	45.092	50.752	28.800	2:04.644
22	45.116	51.062	28.372	2:04.550	87	44.911	53.036	29.722	2:07.669
23	43.993	50.688	28.378	2:03.059	88	43.804	50.684	27.573	2:02.061
24	43.794	50.105	27.678	2:01.577	89	44.020	49.549	27.541	2:01.110
25	44.207	50.489	28.353	2:03.049	90	44.420	50.701	28.095	2:03.216
26	44.644	51.387	29.080	2:05.111	91	44.221	49.447	28.252	2:01.920
27	45.170	50.781	Pit In	2:11.546	92	44.189	1:37.613	1:12.039	3:33.841
28	Pit Out	52.869	29.441	2:56.024	93	1:35.902	53.132	27.725	2:56.759
29	45.953	50.976	28.716	2:05.645	94	44.276	50.994	27.403	2:02.673
30	45.240	52.080	28.866	2:06.186	95	43.895	1:16.402	1:12.011	3:12.308
31	46.682	55.816	28.701	2:11.199	96	1:38.625	1:01.398	28.434	3:08.457
32	45.237	50.784	28.100	2:04.121	97	45.395	51.346	28.313	2:05.054
33	45.670	50.980	28.879	2:05.529	98	44.544	49.603	Pit In	2:09.462
34	44.625	50.208	28.039	2:02.872	99	Pit Out	52.719	29.975	2:45.895
35	45.322	51.032	28.349	2:04.703	100	47.008	52.747	28.780	2:08.535
36	45.243	51.250	27.920	2:04.413	101	45.847	51.886	28.910	2:06.643
37	44.652	50.831	27.903	2:03.386	102	46.483	52.108	28.610	2:07.201
38	45.022	51.611	29.358	2:05.991	103	45.554	51.453	28.072	2:05.079
39	45.654	51.336	28.663	2:05.653	104	46.159	51.534	29.181	2:06.874
40	47.362	55.008	30.955	2:13.325	105	45.221	51.239	29.170	2:05.630
41	47.990	54.094	29.837	2:11.921	106	44.879	51.092	28.284	2:04.255
42	45.002	50.675	27.988	2:03.665	107	45.479	51.594	Pit In	2:15.277
43	45.295	51.205	28.035	2:04.535	108	Pit Out	49.154	28.136	2:34.470
44	44.969	51.018	28.670	2:04.657	109	45.908	51.106	28.471	2:05.485
45	44.820	51.821	28.065	2:04.706	110	44.027	49.508	27.423	2:00.958
46	45.332	51.982	29.885	2:07.199	111	44.011	<u>48.355</u>	27.340	1:59.706
47	45.395	51.752	Pit In	2:13.251	112	43.653	50.380	28.580	2:02.613
48	Pit Out	51.346	28.328	2:40.321	113	44.818	48.898	27.465	2:01.181
49	43.819	50.386	29.582	2:03.787	114	48.652	49.646	27.257	2:05.555





**GO FAST
OR GO
HOME**

BRACKET

RACING



Bracket 5 uren van Assen Laps and Sector Times - Race

15 June 2026
Assen - 4555mtr.

50	44.451	50.657	27.900	2:03.008	115	43.977	50.045	27.742	2:01.764
51	44.155	50.243	27.692	2:02.090	116	45.270	50.146	27.339	2:02.755
52	44.340	50.595	27.727	2:02.662	117	44.645	50.672	29.095	2:04.412
53	44.418	50.242	27.773	2:02.433	118	44.597	50.508	Pit In	2:11.412
54	44.454	49.666	27.831	2:01.951	119	Pit Out	54.225	31.473	2:49.112
55	43.945	49.297	27.054	2:00.296	120	47.116	53.765	42.337	2:23.218
56	43.854	49.983	28.868	2:02.705	121	1:32.448	1:50.958	1:13.354	4:36.760
57	43.569	49.196	39.480	2:12.245	122	1:37.180	1:51.663	1:18.150	4:46.993
58	1:37.847	1:50.948	Pit In	4:31.967	123	1:38.426	1:05.018	31.704	3:15.148
59	Pit Out	51.177	28.248	2:40.205	124	47.294	56.296	31.273	2:14.863
60	44.219	49.309	27.959	2:01.487	125	47.371	54.514	31.877	2:13.762
61	43.903	48.478	27.323	1:59.704	126	47.363	53.878	30.979	2:12.220
62	<u>43.117</u>	48.526	<u>26.966</u>	<u>1:58.609</u>	127	47.876	54.230	30.618	2:12.724
63	1:07.362	2:05.526	1:27.611	4:40.499	128	46.618	53.399	30.707	2:10.724
64	1:54.913	2:14.052	1:21.428	5:30.393	129	47.742	52.585	29.980	2:10.307
65	1:45.363	1:37.952	30.416	3:53.731	130				

469		469-Racing																	
Lap	Sect-1	Speed	Sect-2	Speed	Sect-3	Speed	TopSpeed	laptime	pit	Lap	Sect-1	Speed	Sect-2	Speed	Sect-3	Speed	Top speed	laptime	pit
1			52.146		27.858			2:10.980		74	59.363		51.453		28.072			2:18.888	
2	40.580		51.752		27.062			1:59.394		75	42.079		49.720		27.019			1:58.818	
3	40.396		50.518		26.365			1:57.279		76	42.638		48.784		26.735			1:58.157	
4	39.733		47.755		25.598			1:53.086		77	41.036		47.612		26.721			1:55.369	
5	39.212		46.739		25.477			1:51.428		78	41.255		47.945		26.363			1:55.563	
6	39.322		46.456		25.242			1:51.020		79	41.461		48.741		26.235			1:56.437	
7	39.175		46.770		25.434			1:51.379		80	40.904		47.103		26.478			1:54.485	
8	39.203		46.437		25.303			1:50.943		81	40.781		47.365		26.476			1:54.622	
9	39.317		46.371		25.374			1:51.062		82	40.711		47.023		26.724			1:54.458	
10	39.616		45.037		25.218			1:49.871		83	42.671		47.407		Pit In			2:03.754	
11	38.999		45.927		27.029			1:51.955		84	Pit Out		46.809		24.923			2:22.364	
12	39.748		44.953		24.941			1:49.642		85	40.001		45.993		26.437			1:52.431	
13	38.836		44.731		24.466			1:48.033		86	39.861		45.380		24.786			1:50.027	
14	39.175		45.335		24.514			1:49.024		87	39.486		44.970		24.673			1:49.129	
15	38.522		45.348		25.068			1:48.938		88	39.195		46.301		26.018			1:51.514	
16	39.063		44.836		24.636			1:48.535		89	40.771		46.487		26.908			1:54.166	
17	39.779		45.074		Pit In			1:56.496		90	39.488		46.067		25.514			1:51.069	
18	Pit Out		55.327		1:14.588			3:21.830		91	39.431		45.729		25.826			1:50.986	
19	1:37.921		1:20.863		28.644			3:27.428		92	42.940		45.786		25.594			1:54.320	
20	42.837		49.625		27.605			2:00.067		93	40.390		45.699		25.164			1:51.253	
21	43.425		49.921		28.473			2:01.819		94	39.689		47.035		25.161			1:51.885	
22	42.021		48.218		26.867			1:57.106		95	39.387		46.087		25.095			1:50.569	
23	42.436		47.839		26.628			1:56.903		96	39.347		46.032		25.601			1:50.980	
24	41.305		48.204		26.737			1:56.246		97	39.611		45.945		25.547			1:51.103	
25	41.241		47.576		26.091			1:54.908		98	40.182		45.870		25.345			1:51.397	
26	40.656		47.226		26.721			1:54.603		99	39.450		45.791		25.457			1:50.698	
27	40.911		47.423		26.565			1:54.899		100	39.731		45.948		25.461			1:51.140	





**GO FAST
OR GO
HOME**

BRACKET

RACING



Bracket 5 uren van Assen Laps and Sector Times - Race

15 June 2026
Assen - 4555mtr.

28	40.442	47.800	26.089	1:54.331	101	40.823	46.102	Pit In	2:01.065
29	40.913	47.660	26.390	1:54.963	102	Pit Out	46.414	26.063	2:28.644
30	40.759	46.933	25.997	1:53.689	103	39.502	44.864	24.879	1:49.245
31	40.483	46.638	25.735	1:52.856	104	1:27.520	1:52.072	1:03.849	4:23.441
32	40.194	46.287	26.197	1:52.678	105	40.096	49.379	25.284	1:54.759
33	40.771	46.973	25.658	1:53.402	106	39.147	45.198	24.794	1:49.139
34	41.000	46.224	Pit In	2:00.898	107	39.009	1:34.259	1:12.415	3:25.683
35	Pit Out	46.431	26.116	2:23.300	108	1:19.601	46.036	25.301	2:30.938
36	40.071	46.489	25.858	1:52.418	109	40.143	45.690	25.419	1:51.252
37	40.261	47.717	25.327	1:53.305	110	39.252	45.233	24.869	1:49.354
38	40.245	46.049	25.376	1:51.670	111	39.138	44.957	24.766	1:48.861
39	40.391	47.002	25.391	1:52.784	112	39.142	44.388	24.921	1:48.451
40	40.135	47.327	25.931	1:53.393	113	39.007	44.278	24.799	1:48.084
41	41.706	46.499	26.065	1:54.270	114	39.001	44.986	24.608	1:48.595
42	40.868	45.960	25.044	1:51.872	115	40.810	45.560	25.460	1:51.830
43	39.795	45.959	25.684	1:51.438	116	39.417	44.478	24.776	1:48.671
44	39.719	45.753	25.701	1:51.173	117	39.154	45.332	24.278	1:48.764
45	40.212	46.932	24.856	1:52.000	118	39.062	45.463	24.977	1:49.502
46	38.675	45.484	24.618	1:48.777	119	40.243	44.948	24.525	1:49.716
47	38.969	45.257	24.852	1:49.078	120	39.099	44.435	Pit In	1:55.010
48	40.084	46.057	24.679	1:50.820	121	Pit Out	45.669	24.886	2:19.958
49	40.677	45.562	25.415	1:51.654	122	40.099	45.980	25.088	1:51.167
50	39.499	45.712	25.538	1:50.749	123	40.197	45.564	24.898	1:50.659
51	39.508	45.802	Pit In	1:58.622	124	40.388	45.240	24.830	1:50.458
52	Pit Out	47.601	25.114	2:21.411	125	39.551	45.406	25.833	1:50.790
53	38.999	45.746	25.334	1:50.079	126	39.820	46.308	24.872	1:51.000
54	39.049	44.904	25.118	1:49.071	127	39.492	45.099	25.290	1:49.881
55	39.416	44.688	25.681	1:49.785	128	40.230	45.340	25.254	1:50.824
56	38.815	44.183	24.682	1:47.680	129	39.739	45.348	25.454	1:50.541
57	38.675	44.340	24.647	1:47.662	130	39.106	45.601	25.028	1:49.735
58	38.790	44.277	<u>24.251</u>	<u>1:47.318</u>	131	39.516	45.523	25.837	1:50.876
59	38.941	45.535	24.441	1:48.917	132	40.458	46.776	26.477	1:53.711
60	39.000	44.805	24.277	1:48.082	133	39.681	47.001	25.416	1:52.098
61	38.695	<u>43.984</u>	24.703	1:47.382	134	39.593	46.846	25.107	1:51.546
62	38.417	45.385	25.544	1:49.346	135	39.440	46.003	25.736	1:51.179
63	38.873	44.562	24.346	1:47.781	136	40.583	46.168	Pit In	2:13.590
64	<u>38.350</u>	44.590	24.594	1:47.534	137	Pit Out	1:56.387	1:14.794	4:56.860
65	38.547	44.641	48.889	2:12.077	138	1:36.429	1:50.013	1:13.970	4:40.412
66	1:35.749	1:50.669	Pit In	4:16.734	139	1:31.789	50.718	26.120	2:48.627
67	Pit Out	47.880	27.178	2:26.760	140	40.794	46.418	25.624	1:52.836
68	40.999	47.870	26.065	1:54.934	141	39.967	46.253	25.711	1:51.931
69	42.235	47.145	26.815	1:56.195	142	39.129	44.861	24.349	1:48.339
70	41.137	47.740	28.095	1:56.972	143	39.041	45.103	24.622	1:48.766
71	43.345	1:41.973	1:14.648	3:39.966	144	39.732	44.916	24.690	1:49.338
72	1:39.037	1:53.553	1:13.624	4:46.214	145	38.650	44.676	24.272	1:47.598





**GO FAST
OR GO
HOME**

BRACKET

RACING



Bracket 5 uren van Assen Laps and Sector Times - Race

15 June 2026
Assen - 4555mtr.

73	1:37.744	1:52.044	1:15.498	4:45.286	146	39.033	44.008	24.562	1:47.603
----	----------	----------	----------	----------	-----	--------	--------	--------	----------

522 Team Kaal & Bart																			
Lap	Sect-1	Speed	Sect-2	Speed	Sect-3	Speed	TopSpeed	laptime	pit	Lap	Sect-1	Speed	Sect-2	Speed	Sect-3	Speed	Topspeed	laptime	pit
1	54.789		1:01.069		33.425			2:29.283		68	46.160		52.583		29.033			2:07.776	
2	47.397		55.635		30.710			2:13.742		69	45.166		50.628		29.334			2:05.128	
3	45.893		54.186		29.503			2:09.582		70	45.603		51.270		29.222			2:06.095	
4	44.519		52.269		29.026			2:05.814		71	45.265		50.958		28.525			2:04.748	
5	44.889		51.528		29.020			2:05.437		72	45.484		51.116		28.949			2:05.549	
6	45.261		51.677		29.691			2:06.629		73	45.552		1:01.575		28.990			2:16.117	
7	44.191		50.161		27.876			2:02.228		74	46.172		51.192		Pit In			2:19.599	
8	44.074		50.911		28.445			2:03.430		75	Pit Out		48.861		29.110			2:40.330	
9	44.256		50.001		28.876			2:03.133		76	43.492		48.593		26.953			1:59.038	
10	44.566		50.290		28.526			2:03.382		77	42.315		47.754		26.797			1:56.866	
11	45.096		50.182		28.331			2:03.609		78	41.997		47.795		26.887			1:56.679	
12	45.445		50.983		Pit In			2:16.282		79	<u>41.745</u>		<u>46.815</u>		26.934			<u>1:55.494</u>	
13	Pit Out		49.736		27.932			2:39.476		80	41.936		48.144		27.208			1:57.288	
14	43.385		49.079		27.561			2:00.025		81	42.018		48.433		26.771			1:57.222	
15	43.424		48.614		27.561			1:59.599		82	42.311		48.116		26.568			1:56.995	
16	43.617		58.738		1:19.868			3:02.223		83	41.979		48.536		26.450			1:56.965	
17	1:34.447		1:14.251		29.012			3:17.710		84	44.103		49.987		28.157			2:02.247	
18	45.306		52.057		29.597			2:06.960		85	42.167		47.450		26.506			1:56.123	
19	45.777		51.019		27.272			2:04.068		86	43.542		47.520		26.395			1:57.457	
20	43.511		50.721		29.224			2:03.456		87	42.010		47.802		28.719			1:58.531	
21	44.866		51.175		Pit In			2:12.953		88	42.762		47.110		26.652			1:56.524	
22	Pit Out		52.067		29.137			2:51.636		89	42.225		47.386		Pit In			2:03.864	
23	45.240		51.232		28.715			2:05.187		90	Pit Out		49.061		27.437			2:34.694	
24	45.249		51.251		29.106			2:05.606		91	43.730		50.234		27.482			2:01.446	
25	44.943		50.609		29.503			2:05.055		92	43.429		48.650		27.926			2:00.005	
26	45.496		51.668		28.838			2:06.002		93	43.800		49.220		27.382			2:00.402	
27	45.428		51.203		29.093			2:05.724		94	43.782		49.326		31.778			2:04.886	
28	45.624		51.480		28.756			2:05.860		95	1:47.217		1:51.518		50.875			4:29.610	
29	45.548		51.762		Pit In			2:19.169		96	46.093		51.404		29.391			2:06.888	
30	Pit Out		49.564		28.217			2:41.458		97	44.131		49.620		28.296			2:02.047	
31	42.880		47.838		27.421			1:58.139		98	1:21.679		1:56.202		1:00.298			4:18.179	
32	42.440		47.913		27.055			1:57.408		99	47.139		49.869		28.167			2:05.175	
33	42.021		47.238		27.345			1:56.604		100	44.549		48.779		27.881			2:01.209	
34	43.075		48.002		26.626			1:57.703		101	43.957		48.485		27.595			2:00.037	
35	42.353		48.309		27.347			1:58.009		102	43.727		48.985		27.613			2:00.325	
36	42.280		47.527		27.254			1:57.061		103	44.027		48.972		Pit In			2:09.692	
37	43.012		47.763		28.389			1:59.164		104	Pit Out		49.169		27.702			2:33.653	
38	42.214		48.729		27.878			1:58.821		105	43.279		48.428		27.283			1:58.990	
39	42.132		47.831		Pit In			2:05.045		106	43.743		48.010		27.308			1:59.061	
40	Pit Out		50.918		29.113			2:42.608		107	43.107		47.895		27.006			1:58.008	
41	44.089		50.417		29.616			2:04.122		108	43.072		48.030		27.184			1:58.286	
42	44.386		50.227		29.737			2:04.350		109	42.786		49.112		27.570			1:59.468	





**GO FAST
OR GO
HOME**

BRACKET

RACING



Bracket 5 uren van Assen Laps and Sector Times - Race

15 June 2026
Assen - 4555mtr.

43	45.453	49.966	29.409	2:04.828	110	43.576	48.948	27.209	1:59.733
44	44.665	50.393	28.818	2:03.876	111	44.461	48.211	27.374	2:00.046
45	42.859	48.739	27.674	1:59.272	112	43.177	47.906	27.239	1:58.322
46	44.231	48.580	27.906	2:00.717	113	43.224	48.085	27.045	1:58.354
47	44.017	49.068	27.631	2:00.716	114	43.014	47.680	26.820	1:57.514
48	43.832	49.480	28.727	2:02.039	115	42.990	49.194	27.406	1:59.590
49	43.654	51.366	30.522	2:05.542	116	43.210	48.956	28.097	2:00.263
50	43.167	47.964	28.343	1:59.474	117	43.099	48.047	26.709	1:57.855
51	44.041	49.191	28.018	2:01.250	118	42.924	48.059	27.215	1:58.198
52	43.750	48.930	27.891	2:00.571	119	43.208	47.528	Pit In	2:07.505
53	45.519	49.876	28.147	2:03.542	120	Pit Out	49.197	27.515	2:34.388
54	43.987	49.286	Pit In	2:13.046	121	43.089	49.091	26.879	1:59.059
55	Pit Out	49.390	27.415	2:37.535	122	42.712	48.425	26.843	1:57.980
56	43.540	48.598	27.511	1:59.649	123	43.445	47.719	27.308	1:58.472
57	43.413	48.311	27.424	1:59.148	124	42.215	47.423	1:00.812	2:30.450
58	43.365	48.387	31.680	2:03.432	125	1:37.769	1:54.889	1:15.841	4:48.499
59	1:36.929	1:56.369	1:05.388	4:38.686	126	1:36.617	1:50.316	1:12.561	4:39.494
60	49.108	51.143	27.893	2:08.144	127	1:27.353	52.177	28.454	2:47.984
61	43.099	48.626	27.092	1:58.817	128	43.478	49.945	27.730	2:01.153
62	42.981	47.816	27.261	1:58.058	129	43.198	49.443	26.910	1:59.551
63	43.181	47.728	26.780	1:57.689	130	42.122	47.972	27.743	1:57.837
64	43.160	1:18.845	1:15.700	3:17.705	131	42.472	47.655	27.521	1:57.648
65	1:38.397	1:56.384	Pit In	4:49.558	132	42.712	47.719	26.700	1:57.131
66	Pit Out	1:58.999	1:16.584	5:26.620	133	42.303	47.462	<u>26.315</u>	1:56.080
67	1:04.989	53.012	30.095	2:28.096	134	42.184	48.278	27.817	1:58.279

614		Team Socia 1																	
lap	Sect-1	Speed	Sect-2	Speed	Sect-3	Speed	TopSpeed	laptime	pit	lap	Sect-1	Speed	Sect-2	Speed	Sect-3	Speed	Topspeed	laptime	pit
1	48.735		55.201		29.669			2:13.605		68	1:10.035		51.277		27.954			2:29.266	
2	43.023		52.061		28.904			2:03.988		69	42.674		48.815		26.850			1:58.339	
3	42.698		51.025		28.362			2:02.085		70	41.920		48.197		27.448			1:57.565	
4	42.248		50.256		27.867			2:00.371		71	42.591		48.087		27.459			1:58.137	
5	41.741		49.008		27.431			1:58.180		72	43.327		47.733		26.599			1:57.659	
6	41.689		48.480		27.023			1:57.192		73	42.734		47.446		26.373			1:56.553	
7	41.754		48.518		27.081			1:57.353		74	41.658		47.801		26.670			1:56.129	
8	41.793		47.933		27.024			1:56.750		75	42.072		47.427		27.005			1:56.504	
9	41.687		47.772		27.510			1:56.969		76	42.069		47.723		26.879			1:56.671	
10	41.868		48.073		26.710			1:56.651		77	41.522		47.298		Pit In			2:06.424	
11	41.809		47.295		26.664			1:55.768		78	Pit Out		50.092		28.036			2:43.413	
12	41.432		47.518		28.458			1:57.408		79	43.466		49.990		28.117			2:01.573	
13	40.912		47.931		26.749			1:55.592		80	43.308		49.902		27.752			2:00.962	
14	40.845		47.695		26.657			1:55.197		81	43.258		50.187		27.800			2:01.245	
15	41.752		47.282		26.829			1:55.863		82	44.253		49.770		27.472			2:01.495	
16	41.537		47.230		26.791			1:55.558		83	43.299		49.493		27.805			2:00.597	
17	42.055		48.708		26.867			1:57.630		84	43.120		49.443		27.741			2:00.304	
18	1:01.908		1:56.815		1:09.078			4:07.801		85	44.196		51.304		29.846			2:05.346	





**GO FAST
OR GO
HOME**

BRACKET

RACING



Bracket 5 uren van Assen Laps and Sector Times - Race

15 June 2026
Assen - 4555mtr.

19	44.754	48.754	Pit In	2:12.207	86	43.237	49.631	27.566	2:00.434
20	Pit Out	52.327	28.582	2:43.928	87	43.238	49.854	27.541	2:00.633
21	44.688	54.209	30.017	2:08.914	88	43.321	50.455	28.833	2:02.609
22	44.528	52.014	28.015	2:04.557	89	43.008	49.540	27.267	1:59.815
23	43.724	50.205	27.767	2:01.696	90	43.332	50.455	27.887	2:01.674
24	43.680	50.483	28.055	2:02.218	91	43.373	50.237	27.859	2:01.469
25	43.661	50.337	28.002	2:02.000	92	43.788	49.599	27.679	2:01.066
26	43.999	50.373	28.580	2:02.952	93	43.743	50.300	28.148	2:02.191
27	44.151	50.311	27.893	2:02.355	94	43.990	50.457	28.386	2:02.833
28	43.128	50.520	28.036	2:01.684	95	44.328	50.765	Pit In	2:13.701
29	43.639	49.602	27.439	2:00.680	96	Pit Out	1:58.712	1:17.781	5:03.104
30	43.117	49.960	27.914	2:00.991	97	1:03.066	54.939	31.252	2:29.257
31	43.756	49.809	27.587	2:01.152	98	47.201	54.497	31.196	2:12.894
32	43.671	51.103	27.920	2:02.694	99	1:21.293	1:57.427	1:04.276	4:22.996
33	43.489	49.968	27.814	2:01.271	100	49.749	56.260	31.830	2:17.839
34	43.849	50.663	27.824	2:02.336	101	46.975	53.505	30.742	2:11.222
35	44.156	49.592	28.141	2:01.889	102	47.210	53.330	30.639	2:11.179
36	44.662	49.943	27.508	2:02.113	103	47.166	52.614	31.269	2:11.049
37	43.083	49.857	27.500	2:00.440	104	47.277	53.637	30.192	2:11.106
38	43.552	49.856	27.707	2:01.115	105	47.357	54.058	32.034	2:13.449
39	47.815	55.576	Pit In	2:26.365	106	48.409	54.882	Pit In	2:22.474
40	Pit Out	55.526	31.107	2:51.121	107	Pit Out	48.628	26.981	2:36.789
41	48.153	55.388	31.587	2:15.128	108	41.813	48.209	27.542	1:57.564
42	48.140	55.044	31.344	2:14.528	109	42.430	48.338	26.815	1:57.583
43	48.049	54.544	30.887	2:13.480	110	41.930	47.801	26.793	1:56.524
44	47.913	53.824	30.580	2:12.317	111	41.911	47.589	26.759	1:56.259
45	47.492	54.109	30.311	2:11.912	112	41.891	47.597	26.800	1:56.288
46	47.183	52.953	30.636	2:10.772	113	41.653	47.680	26.926	1:56.259
47	46.836	52.586	30.422	2:09.844	114	41.638	47.097	26.944	1:55.679
48	46.741	52.557	29.824	2:09.122	115	41.876	47.803	26.408	1:56.087
49	45.833	52.020	29.570	2:07.423	116	41.281	47.442	26.203	1:54.926
50	46.635	52.091	31.175	2:09.901	117	42.639	47.016	26.553	1:56.208
51	45.966	52.223	30.319	2:08.508	118	41.004	46.851	26.357	<u>1:54.212</u>
52	46.401	52.655	30.396	2:09.452	119	41.528	<u>46.663</u>	26.913	1:55.104
53	45.906	51.571	30.403	2:07.880	120	43.506	47.582	<u>26.200</u>	1:57.288
54	46.790	52.863	Pit In	2:17.366	121	<u>40.809</u>	47.465	27.153	1:55.427
55	Pit Out	49.517	27.673	2:43.661	122	41.818	47.387	Pit In	2:03.129
56	43.093	48.995	27.818	1:59.906	123	Pit Out	51.793	28.504	2:40.753
57	43.202	48.930	27.834	1:59.966	124	45.003	51.756	28.402	2:05.161
58	42.440	48.367	27.569	1:58.376	125	1:01.958	1:58.631	1:17.278	4:17.867
59	42.569	56.330	1:14.292	2:53.191	126	1:41.592	1:58.041	1:16.497	4:56.130
60	1:38.658	1:38.660	28.193	3:45.511	127	1:44.307	1:42.563	31.258	3:58.128
61	43.342	48.341	27.413	1:59.096	128	48.311	55.104	29.644	2:13.059
62	42.484	48.286	26.968	1:57.738	129	46.448	52.149	28.825	2:07.422
63	42.089	48.411	26.952	1:57.452	130	45.731	52.082	28.725	2:06.538





**GO FAST
OR GO
HOME**

BRACKET

RACING



Bracket 5 uren van Assen Laps and Sector Times - Race

15 June 2026
Assen - 4555mtr.

64	41.856	48.367	27.097	1:57.320	131	44.782	51.652	28.093	2:04.527
65	41.675	1:26.757	1:06.649	3:15.081	132	44.402	52.548	28.577	2:05.527
66	1:34.820	1:54.594	1:14.926	4:44.340	133	45.129	51.172	28.355	2:04.656
67	1:36.977	1:57.677	1:22.317	4:56.971	134	44.393	51.406	29.152	2:04.951

626 LMV Track Chicks Team 4									
lap	Sect-1	Speed	Sect-2	Speed	Sect-3	Speed	TopSpeed	laptime	pit
1	55.566		1:00.721		31.898			2:28.185	65
2	46.246		55.857		29.109			2:11.212	66
3	44.518		51.918		28.392			2:04.828	67
4	45.020		52.242		30.848			2:08.110	68
5	43.914		50.579		28.832			2:03.325	69
6	43.905		52.330		28.038			2:04.273	70
7	43.896		50.769		28.730			2:03.395	71
8	43.699		49.718		28.610			2:02.027	72
9	43.922		49.879		28.647			2:02.448	73
10	44.615		50.240		29.123			2:03.978	74
11	43.674		50.120		28.780			2:02.574	75
12	44.426		49.870		29.125			2:03.421	76
13	43.616		49.298		28.209			2:01.123	77
14	44.862		48.996		Pit In			2:08.900	78
15	Pit Out		52.544		28.724			2:39.551	79
16	47.547		54.458		1:13.499			2:55.504	80
17	1:38.224		1:25.043		29.959			3:33.226	81
18	44.789		51.711		29.171			2:05.671	82
19	45.393		50.319		28.500			2:04.212	83
20	44.454		50.856		28.565			2:03.875	84
21	44.778		52.373		29.193			2:06.344	85
22	44.399		50.933		29.562			2:04.894	86
23	44.147		50.386		28.380			2:02.913	87
24	43.436		49.547		27.756			2:00.739	88
25	44.014		49.572		27.512			2:01.098	89
26	44.306		49.290		27.450			2:01.046	90
27	44.254		50.484		Pit In			2:15.137	91
28			55.168		29.913			2:48.205	92
29	46.539		53.266		29.713			2:09.518	93
30	47.247		53.953		30.293			2:11.493	94
31	46.847		53.517		30.409			2:10.773	95
32	46.204		52.253		30.255			2:08.712	96
33	45.759		51.766		29.065			2:06.590	97
34	45.341		51.481		29.870			2:06.692	98
35	45.946		52.137		Pit In			2:13.843	99
36			48.646		28.617			2:37.356	100
37	44.144		49.615		28.481			2:02.240	101
38	43.204		50.767		28.666			2:02.637	102
39	45.867		49.288		28.334			2:03.489	103





**GO FAST
OR GO
HOME**

BRACKET

RACING



Bracket 5 uren van Assen Laps and Sector Times - Race

15 June 2026
Assen - 4555mtr.

40	43.692	50.496	29.355	2:03.543	104	44.938	52.033	29.507	2:06.478
41	43.857	50.603	29.672	2:04.132	105	45.474	52.487	29.861	2:07.822
42	43.896	49.902	30.009	2:03.807	106	45.062	51.219	29.260	2:05.541
43	46.480	49.990	28.855	2:05.325	107	45.083	51.661	29.517	2:06.261
44	44.445	50.464	29.682	2:04.591	108	45.184	51.237	29.500	2:05.921
45	44.479	50.583	28.445	2:03.507	109	47.105	52.340	29.572	2:09.017
46	45.508	50.862	28.956	2:05.326	110	45.778	51.184	29.449	2:06.411
47	44.470	50.487	29.287	2:04.244	111	45.616	51.695	29.595	2:06.906
48	44.637	50.367	29.007	2:04.011	112	45.533	51.191	29.887	2:06.611
49	44.421	50.926	29.944	2:05.291	113	46.024	52.074	Pit In	2:16.154
50	45.382	50.966	Pit In	2:13.964	114	Pit Out	51.301	28.896	2:40.294
51	Pit Out	52.677	28.756	2:39.550	115	45.390	51.299	28.480	2:05.169
52	47.722	50.364	28.075	2:06.161	116	45.383	50.737	28.427	2:04.547
53	47.877	50.871	28.474	2:07.222	117	45.012	51.063	28.904	2:04.979
54	44.575	50.216	27.787	2:02.578	118	1:07.261	1:53.845	1:16.825	4:17.931
55	43.765	49.424	27.911	2:01.100	119	1:41.023	1:55.882	1:15.976	4:52.881
56	43.730	49.102	28.625	2:01.457	120	1:41.869	1:38.234	30.791	3:50.894
57	43.632	48.744	27.914	2:00.290	121	48.817	52.244	29.127	2:10.188
58	44.548	58.919	1:13.833	2:57.300	122	46.102	51.985	28.957	2:07.044
59	1:39.454	1:35.810	28.956	3:44.220	123	44.533	51.706	28.317	2:04.556
60	44.600	49.710	<u>27.350</u>	2:01.660	124	45.619	51.124	29.371	2:06.114
61	44.390	48.923	27.352	2:00.665	125	44.968	51.110	28.996	2:05.074
62	44.311	49.852	28.381	2:02.544	126	46.603	51.163	29.205	2:06.971
63	43.693	50.275	Pit In	2:21.480	127	45.606	51.196	29.166	2:05.968
64		1:57.135	1:18.431	5:12.921	128				

666 Team Lucifer																			
lap	Sect-1	Speed	Sect-2	Speed	Sect-3	Speed	TopSpeed	laptime	pit	lap	Sect-1	Speed	Sect-2	Speed	Sect-3	Speed	TopSpeed	laptime	pit
1	46.000		54.253		29.441			2:09.694		72	42.995		47.984		27.257			1:58.236	
2	42.474		54.264		28.342			2:05.080		73	41.915		47.152		26.343			1:55.410	
3	41.698		52.159		27.527			2:01.384		74	41.360		47.616		27.843			1:56.819	
4	41.120		48.438		26.481			1:56.039		75	41.007		47.063		25.949			1:54.019	
5	40.702		48.389		26.445			1:55.536		76	40.754		46.747		26.418			1:53.919	
6	40.593		47.663		26.239			1:54.495		77	40.862		46.871		26.114			1:53.847	
7	40.581		47.042		26.036			1:53.659		78	41.212		46.429		26.512			1:54.153	
8	41.070		46.308		25.579			1:52.957		79	41.828		46.382		25.995			1:54.205	
9	40.532		46.599		26.322			1:53.453		80	41.078		46.448		26.079			1:53.605	
10	41.273		46.794		27.579			1:55.646		81	41.744		46.656		25.788			1:54.188	
11	40.741		47.170		25.676			1:53.587		82	41.278		46.925		26.759			1:54.962	
12	41.036		46.037		25.843			1:52.916		83	41.306		46.654		25.959			1:53.919	
13	40.863		47.697		27.814			1:56.374		84	41.684		46.542		26.022			1:54.248	
14	40.822		46.896		26.973			1:54.691		85	41.615		46.879		25.928			1:54.422	
15	<u>40.053</u>		46.043		25.616			1:51.712		86	41.196		46.999		26.140			1:54.335	
16	40.376		48.080		26.271			1:54.727		87	41.556		46.792		26.059			1:54.407	
17	40.560		46.517		26.657			1:53.734		88	41.441		49.074		27.484			1:57.999	
18	42.747		1:27.671		1:18.167			3:28.585		89	40.783		47.011		27.015			1:54.809	





**GO FAST
OR GO
HOME**

BRACKET

RACING



Bracket 5 uren van Assen Laps and Sector Times - Race

15 June 2026
Assen - 4555mtr.

19	1:23.146	47.581	26.362	2:37.089	90	42.819	48.044	26.607	1:57.470
20	40.127	47.948	26.884	1:54.959	91	41.388	46.660	Pit In	2:02.497
21	42.698	47.880	25.716	1:56.294	92	Pit Out	47.326	26.529	2:29.668
22	41.388	48.728	27.327	1:57.443	93	41.473	46.679	26.212	1:54.364
23	40.693	45.986	<u>25.404</u>	1:52.083	94	41.458	46.986	27.330	1:55.774
24	40.716	46.564	26.079	1:53.359	95	42.104	47.664	26.664	1:56.432
25	40.340	<u>45.535</u>	25.440	<u>1:51.315</u>	96	42.352	48.163	27.876	1:58.391
26	40.860	46.797	27.112	1:54.769	97	41.738	47.400	26.660	1:55.798
27	40.936	47.084	Pit In	2:02.871	98	41.047	47.861	26.130	1:55.038
28	Pit Out	47.543	26.478	2:25.819	99	41.067	47.142	26.961	1:55.170
29	41.088	47.300	26.283	1:54.671	100	41.495	47.897	26.562	1:55.954
30	41.034	46.635	27.241	1:54.910	101	43.546	1:39.238	1:11.581	3:34.365
31	40.795	47.609	27.035	1:55.439	102	1:27.635	48.750	27.872	2:44.257
32	42.046	47.297	26.499	1:55.842	103	42.925	48.684	26.676	1:58.285
33	40.708	48.172	27.758	1:56.638	104	41.592	56.395	1:12.159	2:50.146
34	42.121	47.423	26.411	1:55.955	105	1:40.070	1:14.642	28.447	3:23.159
35	42.562	47.931	27.154	1:57.647	106	40.893	46.742	26.519	1:54.154
36	42.125	47.161	26.557	1:55.843	107	41.245	46.947	26.316	1:54.508
37	41.624	48.380	26.214	1:56.218	108	41.344	47.186	26.323	1:54.853
38	41.402	46.752	27.220	1:55.374	109	41.602	46.851	26.529	1:54.982
39	41.141	49.007	27.003	1:57.151	110	41.118	47.404	26.261	1:54.783
40	41.289	47.143	27.440	1:55.872	111	41.607	47.105	27.781	1:56.493
41	42.099	47.640	28.076	1:57.815	112	42.709	46.771	27.077	1:56.557
42	42.737	47.117	27.678	1:57.532	113	41.163	46.784	26.711	1:54.658
43	41.715	48.371	26.620	1:56.706	114	41.483	47.235	Pit In	2:05.034
44	41.041	47.923	26.949	1:55.913	115	Pit Out	49.197	27.101	2:31.804
45	42.159	48.837	Pit In	2:07.112	116	44.787	48.113	27.445	2:00.345
46	Pit Out	49.727	27.571	2:39.835	117	49.555	48.528	27.856	2:05.939
47	42.799	49.256	27.047	1:59.102	118	42.855	48.367	26.766	1:57.988
48	43.548	48.981	27.309	1:59.838	119	42.982	48.295	26.737	1:58.014
49	42.504	48.359	27.127	1:57.990	120	42.194	48.064	26.994	1:57.252
50	44.724	50.194	27.703	2:02.621	121	42.610	50.177	27.010	1:59.797
51	42.376	48.390	26.671	1:57.437	122	41.929	47.689	27.503	1:57.121
52	41.831	48.123	27.541	1:57.495	123	42.435	48.825	28.142	1:59.402
53	43.583	50.618	29.748	2:03.949	124	42.327	47.609	26.752	1:56.688
54	43.389	47.484	27.414	1:58.287	125	42.844	49.014	27.012	1:58.870
55	42.442	48.539	27.272	1:58.253	126	42.363	47.828	27.222	1:57.413
56	41.597	47.248	26.837	1:55.682	127	41.990	48.733	26.120	1:56.843
57	42.060	47.576	27.523	1:57.159	128	42.115	47.541	26.973	1:56.629
58	42.487	47.877	27.114	1:57.478	129	41.913	48.657	26.682	1:57.252
59	42.164	48.484	28.508	1:59.156	130	41.354	48.021	28.126	1:57.501
60	42.520	47.516	26.936	1:56.972	131	43.042	47.605	26.915	1:57.562
61	42.374	47.170	26.669	1:56.213	132	56.229	1:58.482	1:16.987	4:11.698
62	41.856	48.054	Pit In	2:04.271	133	1:41.116	1:58.214	1:16.645	4:55.975
63	Pit Out	1:49.872	1:15.695	4:24.614	134	1:44.402	1:41.510	31.193	3:57.105





**GO FAST
OR GO
HOME**

BRACKET

RACING



Bracket 5 uren van Assen Laps and Sector Times - Race

15 June 2026
Assen - 4555mtr.

64	1:22.649	49.815	26.884	2:39.348	135	45.497	48.521	26.839	2:00.857
65	41.572	48.472	26.792	1:56.836	136	41.961	48.687	26.665	1:57.313
66	41.256	47.188	26.554	1:54.998	137	41.871	48.213	27.387	1:57.471
67	40.846	46.519	25.963	1:53.328	138	41.712	48.006	26.786	1:56.504
68	41.259	46.733	26.782	1:54.774	139	42.840	46.895	26.972	1:56.707
69	1:07.078	2:05.199	1:27.812	4:40.089	140	41.356	46.667	27.410	1:55.433
70	1:54.846	2:14.161	1:20.971	5:29.978	141	44.210	49.602	28.589	2:02.401
71	1:45.501	1:35.415	27.974	3:48.890	142				

669 LMV Track Chicks Team 3																			
lap	Sect-1	Speed	Sect-2	Speed	Sect-3	Speed	TopSpeed	laptime	pit	lap	Sect-1	Speed	Sect-2	Speed	Sect-3	Speed	Topspeed	laptime	pit
1	53.272		59.919		33.146		2:26.337			61	46.322		51.923		29.950			2:08.195	
2	46.804		54.863		30.774		2:12.441			62	45.906		51.444		29.871			2:07.221	
3	45.328		53.380		30.085		2:08.793			63	46.104		51.615		30.056			2:07.775	
4	45.439		52.233		29.500		2:07.172			64	45.926		51.460		30.160			2:07.546	
5	45.976		51.519		29.280		2:06.775			65	46.100		51.449		Pit In			2:18.285	
6	46.193		52.242		29.543		2:07.978			66	Pit Out		50.622		29.648			2:32.345	
7	46.320		53.254		29.564		2:09.138			67	45.700		50.904		Pit In			2:14.490	
8	45.586		51.613		28.959		2:06.158			68	Pit Out		55.541		29.973			2:54.627	
9	46.047		51.172		Pit In		2:21.879			69	49.569		54.012		30.019			2:13.600	
10	Pit Out		52.675		30.332		3:19.248			70	47.221		53.906		29.376			2:10.503	
11	46.512		51.916		30.064		2:08.492			71	47.224		53.652		29.900			2:10.776	
12	45.614		52.285		29.338		2:07.237			72	48.570		53.450		29.652			2:11.672	
13	45.598		51.340		30.109		2:07.047			73	47.141		53.642		29.073			2:09.856	
14	45.462		51.762		29.906		2:07.130			74	47.963		53.035		28.799			2:09.797	
15	46.225		51.861		32.461		2:10.547			75	45.888		53.457		30.349			2:09.694	
16	1:34.240		1:53.972		44.632		4:12.844			76	48.584		53.710		29.221			2:11.515	
17	45.769		51.612		29.688		2:07.069			77	47.558		1:01.032		29.423			2:18.013	
18	46.383		51.333		29.754		2:07.470			78	47.292		53.892		28.787			2:09.971	
19	45.678		51.396		29.878		2:06.952			79	46.662		51.980		28.675			2:07.317	
20	45.646		51.834		29.803		2:07.283			80	46.690		54.493		29.928			2:11.111	
21	45.801		51.035		Pit In		2:17.900			81	48.952		52.989		Pit In			2:23.233	
22	Pit Out		53.216		29.317		2:47.715			82	Pit Out		55.136		31.169			3:06.012	
23	46.953		53.305		29.529		2:09.787			83	47.355		54.370		30.490			2:12.215	
24	46.712		53.791		29.729		2:10.232			84	46.612		53.015		30.692			2:10.319	
25	47.661		53.352		30.052		2:11.065			85	46.189		57.868		1:19.516			3:03.573	
26	46.398		53.362		29.682		2:09.442			86	1:50.341		1:28.747		31.259			3:50.347	
27	47.184		53.959		29.801		2:10.944			87	46.512		53.568		30.292			2:10.372	
28	48.449		54.099		31.158		2:13.706			88	45.930		1:07.905		1:11.787			3:05.622	
29	49.625		53.173		29.477		2:12.275			89	1:36.847		1:13.481		31.502			3:21.830	
30	47.404		52.643		29.653		2:09.700			90	47.202		51.576		29.456			2:08.234	
31	46.405		52.546		29.492		2:08.443			91	45.338		50.841		28.777			2:04.956	
32	46.298		52.479		30.410		2:09.187			92	44.971		50.753		29.425			2:05.149	
33	47.266		52.453		29.926		2:09.645			93	45.536		51.840		29.541			2:06.917	
34	47.021		52.106		29.457		2:08.584			94	46.517		54.429		Pit In			2:26.829	
35	46.467		51.621		29.176		2:07.264			95	Pit Out		51.389		29.969			3:16.741	





**GO FAST
OR GO
HOME**

BRACKET

RACING



Bracket 5 uren van Assen Laps and Sector Times - Race

15 June 2026
Assen - 4555mtr.

36	45.807	51.489	28.989	2:06.285	96	46.137	50.939	29.253	2:06.329
37	45.901	51.276	28.555	2:05.732	97	45.675	50.899	29.620	2:06.194
38	47.092	52.819	Pit In	2:18.902	98	45.547	50.106	28.747	2:04.400
39	Pit Out	53.735	29.422	2:54.278	99	45.040	49.829	28.900	2:03.769
40	45.502	52.305	30.848	2:08.655	100	44.979	50.036	28.710	2:03.725
41	47.307	50.778	29.079	2:07.164	101	45.044	50.338	28.807	2:04.189
42	45.007	50.288	28.532	2:03.827	102	44.921	50.639	29.158	2:04.718
43	44.801	<u>49.657</u>	28.538	2:02.996	103	44.910	50.598	29.364	2:04.872
44	44.899	51.291	29.210	2:05.400	104	45.581	50.980	Pit In	2:16.782
45	45.262	52.108	28.548	2:05.918	105	Pit Out	52.603	30.064	2:53.345
46	44.883	51.673	28.526	2:05.082	106	46.263	52.112	30.018	2:08.393
47	43.979	49.979	28.491	2:02.449	107	45.044	50.738	29.304	2:05.086
48	44.958	50.218	28.580	2:03.756	108	45.464	50.579	28.792	2:04.835
49	45.397	49.791	28.355	2:03.543	109	45.565	52.729	29.631	2:07.925
50	44.558	49.918	<u>27.851</u>	<u>2:02.327</u>	110	46.461	52.804	29.723	2:08.988
51	<u>11:44.105</u>	51.030	29.282	13:04.417	111	46.937	52.460	29.904	2:09.301
52	1:10.796	1:52.070	1:18.557	4:21.423	112	46.242	52.712	29.851	2:08.805
53	1:03.637	50.719	29.408	2:23.764	113	6:14.415	1:59.044	1:20.892	9:34.351
54	45.856	51.086	29.758	2:06.700	114	1:44.484	1:43.149	33.580	4:01.213
55	45.214	50.940	29.204	2:05.358	115	53.027	59.497	32.446	2:24.970
56	45.347	50.543	28.940	2:04.830	116	50.428	57.906	31.577	2:19.911
57	45.477	1:19.497	1:16.610	3:21.584	117	50.874	57.395	31.103	2:19.372
58	1:41.620	1:54.029	1:15.232	4:50.881	118	49.710	56.515	30.215	2:16.440
59	1:40.013	1:56.073	1:15.945	4:52.031	119	50.853	55.366	31.712	2:17.931
60	1:18.040	53.483	30.729	2:42.252	120	49.722	55.175	31.277	2:16.174

717 All Systems Up Racing																			
lap	Sect-1	Speed	Sect-2	Speed	Sect-3	Speed	TopSpeed	laptime	pit	lap	Sect-1	Speed	Sect-2	Speed	Sect-3	Speed	TopSpeed	laptime	pit
1	53.729		59.354		31.168			2:24.251		67	49.122		53.937		30.153			2:13.212	
2	44.353		55.287		30.688			2:10.328		68	46.456		51.691		29.272			2:07.419	
3	44.316		54.369		29.692			2:08.377		69	46.039		51.470		29.626			2:07.135	
4	44.175		53.295		30.551			2:08.021		70	45.282		51.041		28.940			2:05.263	
5	43.206		51.404		29.032			2:03.642		71	44.873		51.639		28.842			2:05.354	
6	44.589		52.526		28.484			2:05.599		72	45.663		51.073		29.172			2:05.908	
7	42.911		50.104		28.037			2:01.052		73	45.050		51.366		29.170			2:05.586	
8	43.114		50.055		28.155			2:01.324		74	45.095		50.367		28.968			2:04.430	
9	42.995		49.491		28.582			2:01.068		75	45.405		50.389		29.231			2:05.025	
10	43.074		49.740		28.568			2:01.382		76	45.085		50.771		28.872			2:04.728	
11	43.584		49.661		28.535			2:01.780		77	45.792		51.929		Pit In			2:18.884	
12	47.043		49.416		28.621			2:05.080		78	Pit Out		50.296		30.257			2:34.512	
13	43.541		49.913		28.206			2:01.660		79	44.230		49.709		28.927			2:02.866	
14	43.876		49.477		Pit In			2:09.033		80	44.266		50.629		28.787			2:03.682	
15	Pit Out		52.034		28.642			2:41.135		81	44.301		50.534		28.498			2:03.333	
16	43.793		52.442		48.919			2:25.154		82	43.812		51.519		29.029			2:04.360	
17	1:40.375		1:41.995		30.230			3:52.600		83	44.686		50.464		28.940			2:04.090	
18	44.323		50.965		28.524			2:03.812		84	44.833		50.843		28.868			2:04.544	





**GO FAST
OR GO
HOME**

BRACKET

RACING



Bracket 5 uren van Assen Laps and Sector Times - Race

15 June 2026
Assen - 4555mtr.

19	45.765	52.038	28.004	2:05.807	85	43.525	49.393	28.654	2:01.572
20	43.592	50.038	28.026	2:01.656	86	44.219	50.707	30.160	2:05.086
21	43.483	50.581	27.500	2:01.564	87	46.032	50.081	28.884	2:04.997
22	43.374	50.067	27.479	2:00.920	88	45.229	49.202	28.526	2:02.957
23	43.040	49.623	27.501	2:00.164	89	43.733	49.364	28.351	2:01.448
24	42.778	49.701	27.689	2:00.168	90	44.172	49.232	28.654	2:02.058
25	<u>42.555</u>	49.241	<u>27.422</u>	<u>1:59.218</u>	91	44.290	50.290	Pit In	2:07.333
26	42.820	49.540	27.448	1:59.808	92	Pit Out	51.140	28.474	2:36.958
27	43.209	49.163	27.516	1:59.888	93	43.546	49.974	1:01.502	2:35.022
28	43.125	49.367	Pit In	2:10.603	94	1:41.717	1:46.201	29.328	3:57.246
29	Pit Out	53.133	30.291	2:47.255	95	44.226	51.552	28.711	2:04.489
30	46.165	52.148	29.898	2:08.211	96	44.203	50.009	33.593	2:07.805
31	47.234	52.611	29.705	2:09.550	97	1:41.541	1:57.020	30.780	4:09.341
32	46.450	51.966	30.309	2:08.725	98	44.110	50.694	28.833	2:03.637
33	45.850	51.506	29.371	2:06.727	99	43.773	50.117	28.002	2:01.892
34	45.247	52.672	30.613	2:08.532	100	43.238	49.381	28.061	2:00.680
35	44.892	50.495	29.362	2:04.749	101	43.558	49.539	28.042	2:01.139
36	45.519	50.417	29.011	2:04.947	102	43.420	50.578	27.805	2:01.803
37	44.193	50.209	29.570	2:03.972	103	43.219	50.444	28.192	2:01.855
38	44.849	50.153	28.486	2:03.488	104	43.807	49.797	27.602	2:01.206
39	44.022	50.837	30.792	2:05.651	105	43.338	50.402	27.707	2:01.447
40	44.648	50.715	29.273	2:04.636	106	44.807	50.908	27.704	2:03.419
41	44.770	52.915	29.157	2:06.842	107	43.305	50.243	Pit In	2:13.156
42	45.302	51.559	Pit In	2:20.318	108	Pit Out	53.744	29.545	2:53.658
43	Pit Out	50.091	28.321	2:39.586	109	46.988	52.296	29.706	2:08.990
44	43.675	49.683	28.226	2:01.584	110	46.155	51.640	28.898	2:06.693
45	44.028	50.758	29.365	2:04.151	111	45.748	51.393	29.369	2:06.510
46	43.637	49.489	28.472	2:01.598	112	45.043	50.393	28.658	2:04.094
47	43.290	49.414	28.371	2:01.075	113	45.540	50.771	28.973	2:05.284
48	43.227	48.754	28.239	2:00.220	114	44.816	50.190	29.478	2:04.484
49	43.805	49.687	28.405	2:01.897	115	44.866	51.119	29.217	2:05.202
50	43.107	48.152	28.655	1:59.914	116	45.000	51.069	29.533	2:05.602
51	43.412	48.854	28.624	2:00.890	117	45.447	50.235	29.083	2:04.765
52	44.337	<u>48.059</u>	29.120	2:01.516	118	44.853	50.327	28.534	2:03.714
53	43.647	48.998	27.961	2:00.606	119	45.024	50.257	28.901	2:04.182
54	43.493	49.127	29.811	2:02.431	120	45.872	50.169	28.848	2:04.889
55	45.993	49.408	28.744	2:04.145	121	45.690	52.567	Pit In	2:22.231
56	43.183	48.500	Pit In	2:08.175	122	Pit Out	1:05.588	1:10.299	3:30.769
57	Pit Out	51.169	28.341	2:38.843	123	1:34.666	2:05.033	1:21.216	5:00.915
58	43.535	50.076	27.902	2:01.513	124	1:51.749	2:06.447	1:13.149	5:11.345
59	1:04.926	1:55.247	1:17.711	4:17.884	125	48.329	53.432	29.863	2:11.624
60	1:10.577	50.436	27.726	2:28.739	126	46.070	53.099	29.693	2:08.862
61	43.428	49.840	27.755	2:01.023	127	44.905	51.802	29.535	2:06.242
62	43.457	49.789	27.597	2:00.843	128	45.271	52.018	29.546	2:06.835
63	43.636	49.974	Pit In	2:15.827	129	44.579	50.746	29.104	2:04.429





**GO FAST
OR GO
HOME**

BRACKET

RACING



Bracket 5 uren van Assen Laps and Sector Times - Race

15 June 2026
Assen - 4555mtr.

64	Pit Out	2:08.550	1:28.423	5:32.957	130	45.743	50.434	29.504	2:05.681
65	1:55.819	2:13.623	1:21.879	5:31.321	131	44.350	50.791	29.483	2:04.624
66	1:46.227	1:38.557	31.616	3:56.400	132				

718 De Vriendschap Racing																			
lap	Sect-1	Speed	Sect-2	Speed	Sect-3	Speed	TopSpeed	laptime	pit	lap	Sect-1	Speed	Sect-2	Speed	Sect-3	Speed	Topspeed	laptime	pit
1	51.342		58.809		31.259			2:21.410		60	39.142		43.476		Pit In			1:54.865	
2	44.401		56.071		29.774			2:10.246		61	Pit Out		52.181		28.922			2:57.362	
3	45.606		54.914		28.689			2:09.209		62	43.449		49.514		27.910			2:00.873	
4	44.375		54.862		29.858			2:09.095		63	42.300		49.009		46.467			2:17.776	
5	44.295		51.646		28.249			2:04.190		64	1:34.986		1:50.930		48.002			4:13.918	
6	42.969		52.332		28.142			2:03.443		65	44.088		49.404		27.556			2:01.048	
7	43.341		50.447		27.770			2:01.558		66	43.662		48.260		27.421			1:59.343	
8	43.225		51.818		27.896			2:02.939		67	42.481		48.994		26.952			1:58.427	
9	42.958		49.694		27.530			2:00.182		68	42.131		49.094		27.296			1:58.521	
10	43.160		50.149		28.009			2:01.318		69	42.301		1:22.869		1:13.423			3:18.593	
11	43.684		49.368		28.172			2:01.224		70	1:41.565		1:53.666		1:17.119			4:52.350	
12	43.299		50.322		Pit In			2:11.460		71	1:37.903		1:57.082		1:22.959			4:57.944	
13	Pit Out		45.739		25.497			2:24.244		72	1:10.111		54.927		Pit In			2:46.021	
14	38.529		44.995		25.050			1:48.574		73	Pit Out		44.173		24.182			2:28.451	
15	38.842		44.337		24.688			1:47.867		74	38.160		43.267		23.682			1:45.109	
16	38.115		44.143		25.370			1:47.628		75	37.679		43.393		23.456			1:44.528	
17	40.030		1:31.257		1:13.843			3:25.130		76	37.586		44.425		24.751			1:46.762	
18	1:17.198		46.491		24.687			2:28.376		77	37.801		43.239		24.024			1:45.064	
19	39.025		44.897		25.977			1:49.899		78	37.642		44.088		23.909			1:45.639	
20	40.903		44.357		27.041			1:52.301		79	37.950		43.742		25.017			1:46.709	
21	40.433		44.062		25.325			1:49.820		80	39.425		43.990		23.797			1:47.212	
22	38.105		43.371		24.334			1:45.810		81	39.059		43.533		24.497			1:47.089	
23	38.267		43.729		24.541			1:46.537		82	40.950		43.731		24.433			1:49.114	
24	38.241		44.064		24.276			1:46.581		83	37.913		44.593		24.264			1:46.770	
25	38.292		43.723		24.959			1:46.974		84	38.849		43.691		24.733			1:47.273	
26	38.238		44.812		24.924			1:47.974		85	37.718		42.889		23.429			1:44.036	
27	39.160		45.163		24.526			1:48.849		86	38.807		44.235		24.137			1:47.179	
28	38.963		44.493		Pit In			1:55.261		87	37.584		42.867		23.679			1:44.130	
29	Pit Out		51.174		27.693			2:34.161		88	38.603		44.802		Pit In			1:55.010	
30	42.907		50.019		27.488			2:00.414		89	Pit Out		50.874		27.817			2:37.890	
31	43.796		49.366		27.584			2:00.746		90	45.002		52.120		Pit In			2:15.955	
32	43.264		49.524		27.627			2:00.415		91	Pit Out		52.373		28.603			11:05.662	
33	45.061		49.149		28.351			2:02.561		92	44.338		52.342		29.096			2:05.776	
34	43.176		49.336		29.839			2:02.351		93	45.481		52.254		Pit In			2:15.565	
35	43.046		49.244		27.722			2:00.012		94	Pit Out		50.833		27.575			31:44.308	
36	43.014		49.769		27.542			2:00.325		95	43.167		52.365		28.324			2:03.856	
37	43.256		49.449		27.636			2:00.341		96	44.808		49.624		27.859			2:02.291	
38	42.674		48.870		27.741			1:59.285		97	43.657		50.271		27.798			2:01.726	
39	42.875		48.795		28.118			1:59.788		98	43.239		49.978		27.711			2:00.928	
40	42.367		48.023		26.880			1:57.270		99	44.021		50.455		27.580			2:02.056	





**GO FAST
OR GO
HOME**

BRACKET

RACING



Bracket 5 uren van Assen Laps and Sector Times - Race

15 June 2026
Assen - 4555mtr.

41	41.967	48.664	26.978	1:57.609	100	44.068	51.247	Pit In	2:13.260
42	42.291	48.959	27.264	1:58.514	101	Pit Out	51.175	27.940	12:11.038
43	42.525	49.742	27.744	2:00.011	102	42.685	49.946	26.869	1:59.500
44	43.119	50.438	Pit In	2:10.341	103	42.592	48.861	27.440	1:58.893
45	Pit Out	44.472	24.606	2:20.937	104	42.003	48.631	26.921	1:57.555
46	37.653	43.400	23.484	1:44.537	105	42.372	49.661	27.367	1:59.400
47	37.429	43.525	24.813	1:45.767	106	41.804	48.899	27.150	1:57.853
48	38.142	43.019	24.791	1:45.952	107	42.222	49.306	27.403	1:58.931
49	38.149	43.276	24.099	1:45.524	108	42.625	48.759	27.099	1:58.483
50	40.605	43.846	24.094	1:48.545	109	42.031	48.803	27.179	1:58.013
51	38.899	43.657	24.451	1:47.007	110	1:23.970	1:47.707	Pit In	4:25.582
52	37.895	43.270	23.560	1:44.725	111	Pit Out	46.741	24.628	11:03.850
53	37.528	44.511	23.633	1:45.672	112	<u>37.216</u>	43.032	23.636	1:43.884
54	37.518	<u>42.437</u>	23.950	1:43.905	113	37.412	43.257	23.910	1:44.579
55	37.720	42.746	24.531	1:44.997	114	37.892	44.004	23.857	1:45.753
56	37.750	44.008	23.751	1:45.509	115	37.239	43.808	24.154	1:45.201
57	38.281	43.810	24.533	1:46.624	116	37.408	42.997	24.736	1:45.141
58	38.333	44.019	23.890	1:46.242	117	37.615	42.539	<u>23.332</u>	<u>1:43.486</u>
59	37.923	43.257	24.759	1:45.939	118				

777 Tripple Trouble																			
lap	Sect-1	Speed	Sect-2	Speed	Sect-3	Speed	TopSpeed	laptime	pit	lap	Sect-1	Speed	Sect-2	Speed	Sect-3	Speed	Topspeed	laptime	pit
1	52.198		57.464		30.323			2:19.985		68	44.555		51.447		29.195			2:05.197	
2	44.348		54.049		29.736			2:08.133		69	44.646		50.389		27.354			2:02.389	
3	43.830		51.969		28.501			2:04.300		70	43.780		49.340		27.071			2:00.191	
4	44.110		50.574		27.760			2:02.444		71	42.900		49.151		26.984			1:59.035	
5	43.268		52.184		28.120			2:03.572		72	43.335		50.398		27.079			2:00.812	
6	43.343		49.870		27.707			2:00.920		73	42.798		47.915		26.867			1:57.580	
7	43.166		50.284		27.835			2:01.285		74	43.187		47.795		26.758			1:57.740	
8	42.861		49.411		27.465			1:59.737		75	42.257		47.378		26.996			1:56.631	
9	42.984		48.541		27.589			1:59.114		76	43.007		47.720		26.662			1:57.389	
10	42.688		48.994		27.765			1:59.447		77	42.707		47.978		27.239			1:57.924	
11	42.372		49.107		27.349			1:58.828		78	42.544		47.764		26.674			1:56.982	
12	43.053		50.367		Pit In			2:11.624		79	44.246		47.577		27.844			1:59.667	
13	Pit Out		51.540		28.829			2:38.496		80	42.208		47.336		28.566			1:58.110	
14	45.587		50.849		28.686			2:05.122		81	42.377		48.078		Pit In			2:05.962	
15	45.226		50.453		28.233			2:03.912		82	Pit Out		49.762		27.797			2:47.715	
16	45.304		51.503		28.893			2:05.700		83	44.650		49.337		27.731			2:01.718	
17	1:18.308		1:58.708		59.535			4:16.551		84	44.702		49.200		27.874			2:01.776	
18	46.332		50.959		28.401			2:05.692		85	44.702		48.955		27.769			2:01.426	
19	45.979		50.598		Pit In			2:14.782		86	44.766		49.212		27.883			2:01.861	
20	Pit Out		52.214		28.861			2:44.386		87	44.351		49.219		29.259			2:02.829	
21	45.779		52.412		28.582			2:06.773		88	44.830		49.547		27.987			2:02.364	
22	45.229		51.580		29.179			2:05.988		89	45.452		49.677		28.501			2:03.630	
23	45.396		51.843		28.742			2:05.981		90	44.605		49.441		27.907			2:01.953	
24	45.642		52.164		28.851			2:06.657		91	44.239		49.032		27.487			2:00.758	





Bracket 5 uren van Assen
Laps and Sector Times - Race

15 June 2026
Assen - 4555mtr.

25	45.895	51.894	28.886	2:06.675	92	44.226	48.881	27.628	2:00.735
26	45.721	52.271	29.031	2:07.023	93	44.767	49.587	27.957	2:02.311
27	45.687	51.878	29.344	2:06.909	94	45.008	49.110	Pit In	2:10.401
28	46.758	51.954	Pit In	2:15.923	95	Pit Out	1:18.841	1:11.138	3:45.350
29	Pit Out	50.436	27.909	2:36.384	96	1:40.445	1:10.218	28.607	3:19.270
30	42.868	49.075	27.657	1:59.600	97	45.339	51.725	28.775	2:05.839
31	42.838	48.975	28.410	2:00.223	98	45.220	1:00.228	1:09.666	2:55.114
32	43.204	48.293	27.869	1:59.366	99	1:39.719	1:16.306	28.563	3:24.588
33	42.883	48.389	27.102	1:58.374	100	44.869	50.936	28.371	2:04.176
34	43.072	48.164	26.990	1:58.226	101	45.115	51.152	28.530	2:04.797
35	42.787	48.000	26.726	1:57.513	102	44.934	50.894	28.672	2:04.500
36	42.718	48.084	27.395	1:58.197	103	44.833	50.712	28.321	2:03.866
37	43.648	48.152	26.628	1:58.428	104	44.938	50.655	28.012	2:03.605
38	42.717	48.042	26.615	1:57.374	105	44.693	51.128	29.970	2:05.791
39	42.731	47.989	26.824	1:57.544	106	44.836	50.444	29.304	2:04.584
40	42.866	48.137	27.186	1:58.189	107	45.325	50.708	28.321	2:04.354
41	42.505	47.797	26.992	1:57.294	108	45.172	50.466	Pit In	2:12.300
42	42.582	47.666	27.090	1:57.338	109	Pit Out	48.262	26.767	2:28.931
43	42.885	47.911	26.797	1:57.593	110	42.490	48.006	26.753	1:57.249
44	44.290	49.818	27.155	2:01.263	111	<u>42.057</u>	47.864	26.587	1:56.508
45	43.211	49.081	Pit In	2:12.492	112	42.191	47.477	26.680	<u>1:56.348</u>
46	Pit Out	50.587	28.546	2:39.565	113	42.338	47.453	26.661	1:56.452
47	45.937	50.161	27.903	2:04.001	114	42.271	47.575	27.610	1:57.456
48	44.544	49.887	27.995	2:02.426	115	42.274	47.743	26.582	1:56.599
49	44.612	49.509	27.851	2:01.972	116	42.821	47.452	26.543	1:56.816
50	44.266	49.767	27.881	2:01.914	117	44.310	<u>47.122</u>	<u>26.350</u>	1:57.782
51	44.363	49.517	28.090	2:01.970	118	42.787	47.477	26.481	1:56.745
52	44.278	49.326	27.810	2:01.414	119	43.114	48.836	27.228	1:59.178
53	44.260	49.293	27.774	2:01.327	120	42.321	48.478	26.455	1:57.254
54	45.275	49.098	Pit In	2:10.871	121	42.825	47.642	26.466	1:56.933
55	Pit Out	51.550	28.431	2:41.020	122	42.317	48.779	27.834	1:58.930
56	44.887	51.568	28.646	2:05.101	123	42.650	48.880	Pit In	2:08.010
57	44.660	50.430	28.101	2:03.191	124	Pit Out	50.773	28.833	2:42.642
58	44.487	50.537	27.965	2:02.989	125	59.410	1:54.721	1:17.753	4:11.884
59	45.168	1:26.259	1:09.285	3:20.712	126	1:41.170	1:57.643	1:16.741	4:55.554
60	1:35.485	1:09.852	28.670	3:14.007	127	1:44.971	1:40.779	32.074	3:57.824
61	44.935	51.328	28.345	2:04.608	128	48.813	52.819	29.633	2:11.265
62	44.620	50.755	28.416	2:03.791	129	46.232	52.825	29.120	2:08.177
63	44.706	50.626	27.988	2:03.320	130	46.521	50.732	28.590	2:05.843
64	45.211	50.642	31.637	2:07.490	131	46.048	50.295	28.573	2:04.916
65	1:35.883	1:56.773	Pit In	4:48.260	132	45.024	51.031	29.063	2:05.118
66	Pit Out	1:53.739	1:25.044	5:18.045	133	46.602	50.783	28.428	2:05.813
67	1:41.025	1:30.715	29.303	3:41.043	134	46.623	51.288	28.594	2:06.505



**GO FAST
OR GO
HOME**

BRACKET

RACING



Bracket 5 uren van Assen Laps and Sector Times - Race

15 June 2026
Assen - 4555mtr.

888 LMV Track Chicks Team 2																			
lap	Sect-1	Speed	Sect-2	Speed	Sect-3	Speed	TopSpeed	laptime	pit	lap	Sect-1	Speed	Sect-2	Speed	Sect-3	Speed	Topspeed	laptime	pit
1	51.525		1:00.675		33.534			2:25.734		65	57.636		53.078		31.030			2:21.744	
2	46.661		55.517		30.779			2:12.957		66	46.933		53.338		31.118			2:11.389	
3	44.979		53.517		29.648			2:08.144		67	46.710		52.414		30.077			2:09.201	
4	44.551		52.423		29.335			2:06.309		68	46.538		52.845		30.445			2:09.828	
5	44.978		52.536		29.312			2:06.826		69	46.262		53.020		29.508			2:08.790	
6	45.465		52.860		29.870			2:08.195		70	45.956		52.903		29.485			2:08.344	
7	46.191		52.104		29.671			2:07.966		71	46.127		52.217		29.405			2:07.749	
8	44.722		50.477		28.860			2:04.059		72	45.517		52.026		29.847			2:07.390	
9	44.970		50.161		28.909			2:04.040		73	45.133		52.280		29.483			2:06.896	
10	45.118		51.286		29.404			2:05.808		74	45.530		52.896		Pit In			2:19.672	
11	48.277		50.819		Pit In			2:15.721		75	Pit Out		53.843		30.810			2:49.421	
12	Pit Out		54.246		30.618			2:51.958		76	46.134		51.436		29.436			2:07.006	
13	46.212		54.481		30.290			2:10.983		77	45.666		51.043		28.603			2:05.312	
14	46.306		54.126		30.222			2:10.654		78	44.973		50.805		28.546			2:04.324	
15	46.304		54.379		30.037			2:10.720		79	44.477		50.643		28.669			2:03.789	
16	1:05.536		1:54.632		1:18.858			4:19.026		80	44.789		51.461		28.796			2:05.046	
17	53.981		53.695		29.950			2:17.626		81	44.536		51.062		28.886			2:04.484	
18	46.455		55.563		30.446			2:12.464		82	45.962		51.583		29.126			2:06.671	
19	46.056		53.642		30.402			2:10.100		83	45.388		51.343		29.608			2:06.339	
20	46.143		53.920		30.421			2:10.484		84	46.450		51.966		30.451			2:08.867	
21	47.805		53.799		30.158			2:11.762		85	46.781		52.158		30.065			2:09.004	
22	45.750		52.865		29.487			2:08.102		86	46.327		51.659		Pit In			2:14.078	
23	44.755		52.789		30.294			2:07.838		87	Pit Out		52.433		28.730			2:44.506	
24	45.528		52.884		Pit In			2:19.952		88	43.831		51.636		28.872			2:04.339	
25	Pit Out		53.221		30.747			2:52.291		89	43.792		49.965		28.449			2:02.206	
26	46.996		53.292		30.246			2:10.534		90	43.711		<u>49.849</u>		28.129			<u>2:01.689</u>	
27	47.707		53.440		30.522			2:11.669		91	<u>43.648</u>		1:08.867		1:17.443			3:09.958	
28	48.777		54.713		31.963			2:15.453		92	1:45.598		1:17.415		29.295			3:32.308	
29	47.121		53.460		30.587			2:11.168		93	43.695		51.305		29.014			2:04.014	
30	46.683		52.616		30.688			2:09.987		94	44.094		59.512		1:13.046			2:56.652	
31	46.307		52.539		30.530			2:09.376		95	1:40.203		1:17.904		29.014			3:27.121	
32	48.051		52.532		30.822			2:11.405		96	45.365		52.475		28.532			2:06.372	
33	47.679		52.100		Pit In			2:22.365		97	45.873		51.543		29.088			2:06.504	
34	Pit Out		52.592		29.350			2:47.041		98	50.147		50.862		28.993			2:10.002	
35	44.868		50.781		29.137			2:04.786		99	44.539		50.788		28.404			2:03.731	
36	45.014		51.450		29.052			2:05.516		100	44.494		53.114		Pit In			2:19.679	
37	45.166		51.855		29.321			2:06.342		101	Pit Out		53.226		30.461			2:41.675	
38	46.414		51.637		29.726			2:07.777		102	45.617		52.115		29.821			2:07.553	
39	46.796		51.956		30.395			2:09.147		103	46.798		52.525		30.263			2:09.586	
40	45.382		51.677		28.970			2:06.029		104	46.135		52.406		29.414			2:07.955	
41	44.990		50.819		28.516			2:04.325		105	46.544		52.752		30.086			2:09.382	
42	45.040		50.067		28.653			2:03.760		106	46.478		53.378		29.491			2:09.347	
43	45.043		51.005		28.665			2:04.713		107	46.376		51.590		30.821			2:08.787	
44	45.168		50.694		29.167			2:05.029		108	45.652		52.558		29.309			2:07.519	





**GO FAST
OR GO
HOME**

BRACKET

RACING



Bracket 5 uren van Assen Laps and Sector Times - Race

15 June 2026
Assen - 4555mtr.

45	45.298	51.977	29.312	2:06.587	109	46.008	51.980	30.157	2:08.145
46	45.266	50.619	29.115	2:05.000	110	45.350	52.440	29.813	2:07.603
47	45.706	50.724	29.391	2:05.821	111	45.869	52.838	30.270	2:08.977
48	45.952	51.831	Pit In	2:14.884	112	46.906	52.097	Pit In	2:18.650
49	Pit Out	52.240	29.091	2:43.084	113	Pit Out	52.854	30.206	2:39.889
50	46.658	52.480	29.208	2:08.346	114	45.527	51.200	29.002	2:05.729
51	44.569	51.627	29.265	2:05.461	115	45.094	51.772	29.587	2:06.453
52	45.098	50.897	29.079	2:05.074	116	45.269	51.182	29.286	2:05.737
53	44.180	50.858	29.099	2:04.137	117	45.294	51.896	29.463	2:06.653
54	44.054	52.477	29.010	2:05.541	118	45.761	51.844	30.044	2:07.649
55	44.031	50.849	28.765	2:03.645	119	46.120	58.027	Pit In	3:03.023
56	43.743	51.103	<u>27.964</u>	2:02.810	120	Pit Out	2:06.219	1:21.839	5:19.113
57	1:37.840	1:56.765	1:11.879	4:46.484	121	1:51.293	2:06.438	1:13.088	5:10.819
58	49.240	51.588	29.523	2:10.351	122	48.333	53.435	30.166	2:11.934
59	44.251	50.117	28.413	2:02.781	123	45.189	53.534	29.880	2:08.603
60	44.127	50.738	29.072	2:03.937	124	44.921	52.702	29.269	2:06.892
61	44.458	51.088	28.989	2:04.535	125	44.917	52.358	28.975	2:06.250
62	45.441	1:44.100	Pit In	3:53.412	126	44.365	51.763	28.987	2:05.115
63	Pit Out	1:56.732	1:16.409	5:05.665	127	45.194	53.684	29.212	2:08.090
64	1:32.112	1:45.751	1:10.856	4:28.719	128	44.272	50.897	29.265	2:04.434

969 Vergane Glorie																			
Lap	Sect-1	Speed	Sect-2	Speed	Sect-3	Speed	TopSpeed	laptime	pit	Lap	Sect-1	Speed	Sect-2	Speed	Sect-3	Speed	Topspeed	laptime	pit
1	50.742		58.511		31.620			2:20.873		68	1:00.036		48.845		27.167			2:16.048	
2	44.382		55.006		30.107			2:09.495		69	42.514		48.072		27.657			1:58.243	
3	44.470		52.677		29.866			2:07.013		70	42.473		47.729		26.336			1:56.538	
4	45.177		55.572		Pit In			2:27.550		71	41.587		47.250		26.406			1:55.243	
5	Pit Out		54.423		30.257			3:58.521		72	41.177		47.431		27.111			1:55.719	
6	45.212		51.261		29.475			2:05.948		73	41.064		46.689		26.309			1:54.062	
7	43.710		50.237		29.316			2:03.263		74	41.775		45.874		25.729			1:53.378	
8	43.388		49.672		28.488			2:01.548		75	<u>40.645</u>		46.604		26.208			1:53.457	
9	42.772		49.491		28.027			2:00.290		76	41.212		46.898		26.830			1:54.940	
10	42.907		48.805		28.294			2:00.006		77	41.533		46.153		26.337			1:54.023	
11	42.354		48.669		27.877			1:58.900		78	42.277		46.171		25.871			1:54.319	
12	42.919		47.770		27.584			1:58.273		79	41.730		46.404		26.866			1:55.000	
13	41.442		47.804		27.679			1:56.925		80	43.901		50.357		Pit In			2:11.983	
14	42.375		47.922		27.949			1:58.246		81	Pit Out		50.648		29.202			2:40.579	
15	43.417		49.128		28.608			2:01.153		82	44.625		50.477		29.257			2:04.359	
16	58.074		1:51.629		1:12.496			4:02.199		83	44.133		50.828		29.559			2:04.520	
17	1:01.786		50.637		Pit In			2:34.755		84	45.139		50.599		29.533			2:05.271	
18	Pit Out		49.915		27.242			2:44.703		85	44.923		51.575		30.115			2:06.613	
19	43.051		48.805		26.762			1:58.618		86	44.214		50.692		29.950			2:04.856	
20	42.581		47.695		26.528			1:56.804		87	45.381		51.194		29.659			2:06.234	
21	42.429		47.333		27.089			1:56.851		88	44.016		51.330		30.496			2:05.842	
22	41.698		46.995		26.325			1:55.018		89	45.693		52.055		31.189			2:08.937	
23	41.558		46.568		26.091			1:54.217		90	45.550		51.945		30.142			2:07.637	





**GO FAST
OR GO
HOME**

BRACKET

RACING



Bracket 5 uren van Assen Laps and Sector Times - Race

15 June 2026
Assen - 4555mtr.

24	41.343	46.463	26.056	1:53.862	91	45.492	53.325	Pit In	2:20.304
25	41.358	46.256	26.096	1:53.710	92	Pit Out	49.133	28.869	3:00.863
26	42.035	46.787	27.070	1:55.892	93	44.236	49.854	29.330	2:03.420
27	45.487	46.605	26.366	1:58.458	94	42.920	49.428	28.866	2:01.214
28	41.589	46.486	25.781	1:53.856	95	43.484	48.312	44.892	2:16.688
29	41.973	46.038	26.517	1:54.528	96	1:27.356	1:52.719	47.027	4:07.102
30	41.173	46.079	25.996	1:53.248	97	43.328	50.975	28.210	2:02.513
31	41.421	46.447	26.018	1:53.886	98	42.194	49.377	28.357	1:59.928
32	41.306	46.423	26.279	1:54.008	99	1:19.751	1:57.474	58.786	4:16.011
33	41.241	46.268	27.249	1:54.758	100	43.155	49.103	27.849	2:00.107
34	41.510	46.344	25.847	1:53.701	101	42.477	48.214	27.884	1:58.575
35	41.329	46.579	26.302	1:54.210	102	42.717	48.066	28.210	1:58.993
36	41.961	46.129	26.427	1:54.517	103	43.101	47.707	27.926	1:58.734
37	42.084	46.523	Pit In	2:02.152	104	41.735	54.361	28.795	2:04.891
38	Pit Out	51.610	29.418	2:53.202	105	42.684	51.267	27.806	2:01.757
39	44.647	51.130	28.721	2:04.498	106	43.401	49.423	Pit In	2:11.628
40	44.040	49.926	28.594	2:02.560	107	Pit Out	47.992	26.510	2:39.050
41	44.273	50.397	28.976	2:03.646	108	41.960	47.056	26.601	1:55.617
42	43.648	51.182	29.388	2:04.218	109	41.866	46.298	26.800	1:54.964
43	44.116	50.590	29.531	2:04.237	110	41.868	46.875	26.470	1:55.213
44	44.738	50.854	29.533	2:05.125	111	41.061	46.390	26.096	1:53.547
45	44.597	50.686	29.655	2:04.938	112	41.422	46.845	26.344	1:54.611
46	43.298	50.689	29.111	2:03.098	113	41.147	46.005	26.281	1:53.433
47	45.423	51.098	29.219	2:05.740	114	41.214	46.469	26.342	1:54.025
48	43.805	50.433	29.293	2:03.531	115	41.558	46.011	25.780	1:53.349
49	44.044	50.100	28.559	2:02.703	116	41.133	<u>45.731</u>	25.677	<u>1:52.541</u>
50	44.078	50.228	29.593	2:03.899	117	41.155	46.210	25.651	1:53.016
51	43.179	49.962	29.991	2:03.132	118	41.253	45.856	26.343	1:53.452
52	45.048	50.772	Pit In	2:16.548	119	41.455	46.206	26.091	1:53.752
53	Pit Out	49.794	28.222	2:44.742	120	41.294	46.214	<u>25.623</u>	1:53.131
54	43.794	49.011	28.039	2:00.844	121	42.376	48.192	25.961	1:56.529
55	45.787	48.294	28.444	2:02.525	122	41.020	46.492	Pit In	2:00.153
56	42.039	48.235	28.020	1:58.294	123	Pit Out	52.053	30.830	2:45.187
57	41.694	48.881	28.954	1:59.529	124	45.169	51.968	30.447	2:07.584
58	42.099	48.975	28.036	1:59.110	125	45.303	51.832	30.199	2:07.334
59	43.766	50.314	1:02.136	2:36.216	126	1:11.826	1:53.094	1:14.568	4:19.488
60	1:31.999	1:47.631	41.809	4:01.439	127	1:43.201	1:53.698	1:15.813	4:52.712
61	45.011	48.819	28.491	2:02.321	128	1:43.069	1:37.512	Pit In	4:04.038
62	43.960	48.403	27.759	2:00.122	129	Pit Out	50.600	28.362	2:55.409
63	42.302	48.064	28.224	1:58.590	130	43.472	50.209	28.739	2:02.420
64	42.213	47.806	27.981	1:58.000	131	42.536	47.907	28.694	1:59.137
65	42.473	1:28.526	1:06.132	3:17.131	132	42.814	47.982	27.850	1:58.646
66	1:34.620	1:55.174	Pit In	4:43.631	133	42.319	47.787	27.516	1:57.622
67	Pit Out	1:57.018	1:15.981	5:20.421	134	41.417	48.155	28.368	1:57.940

