

PSCSE - Valencia 2026

Sport Division - Private Testing - Session 2


19 - 21 February 2026
Valencia - 4005mtr.

StartNr	Name	Turn	Disallowed round	In/Out	Time of Day	Total
999	Karel Stout	T1	3 (2:19.630)	InLap	11:03:57.83	8
15	Jack Young	T1	3 (1:39.140)		11:04:12.59	3
88	Henry Wheeler	T1	2 (2:42.265)	InLapOutL	11:04:17.11	8
96	Milan Marczak	T6	3 (1:36.478)		11:04:40.27	18
4	Jonas Greif	T14	3 (1:38.546)		11:05:24.92	23
4	Jonas Greif	T14	4 (1:38.804)		11:05:24.92	23
29	Jesse Polderdijk	T14	3 (1:37.792)		11:05:31.36	20
29	Jesse Polderdijk	T14	4 (1:37.230)		11:05:31.36	20
4	Jonas Greif	T1	4 (1:38.804)		11:05:42.99	23
29	Jesse Polderdijk	T1	4 (1:37.230)		11:05:49.83	20
29	Jesse Polderdijk	T6	4 (1:37.230)		11:06:22.55	20
127	Matheus Ferreira	T1	5 (1:36.565)		11:07:16.19	15
4	Jonas Greif	T1	5 (1:37.387)		11:07:20.55	23
29	Jesse Polderdijk	T1	5 (1:37.346)		11:07:27.35	20
15	Jack Young	T1	5 (1:35.647)		11:07:31.47	3
127	Matheus Ferreira	T6	5 (1:36.565)		11:07:48.63	15
96	Milan Marczak	T6	5 (1:36.117)		11:07:52.71	18
4	Jonas Greif	T6	5 (1:37.387)		11:07:52.71	23
4	Jonas Greif	T6	6 (1:41.960)	InLap	11:09:32.15	23
15	Jack Young	T6	6 (1:35.571)		11:09:38.91	3
144	Jannes Fittje	T6	-1 ()		11:10:18.75	6
127	Matheus Ferreira	T1	7 (1:41.477)	InLap	11:10:28.51	15
29	Jesse Polderdijk	T1	7 (1:39.613)		11:10:41.75	20
96	Milan Marczak	T6	7 (1:35.522)		11:11:04.27	18
919	Hjelte Hoffner	T6	7 (1:35.933)		11:11:15.47	4
144	Jannes Fittje	T1	-1 ()		11:11:24.11	6
16	Max Mutschlechner	T6	7 (1:36.417)		11:11:30.83	5
919	Hjelte Hoffner	T14	7 (1:35.933)		11:12:01.88	4
29	Jesse Polderdijk	T14	7 (1:39.613)		11:12:01.88	20
919	Hjelte Hoffner	T14	8 (1:46.754)	InLap	11:12:01.88	4
29	Jesse Polderdijk	T14	8 (1:44.692)	InLap	11:12:01.88	20
29	Jesse Polderdijk	T1	8 (1:44.692)	InLap	11:12:18.75	20

Publication-time

Results: www.getraceresults.com

Timekeeping by : Time Service BV


			
Page 1 of 5			

PSCSE - Valencia 2026

Sport Division - Private Testing - Session 2

19 - 21 February 2026
Valencia - 4005mtr.

StartNr	Name	Turn	Disallowed round	In/Out	Time of Day	Total
16	Max Mutschlechner	T1	8 (1:41.439)	InLap	11:12:35.63	5
29	Jesse Polderdijk	T6	8 (1:44.692)	InLap	11:12:54.47	20
144	Jannes Fittje	T6	-1 ()		11:13:33.19	6
96	Milan Marczak	T6	9 (1:35.971)		11:14:15.99	18
999	Karel Stout	T1	7 (1:35.248)		11:15:01.39	8
96	Milan Marczak	T14	9 (1:35.971)		11:15:01.92	18
96	Milan Marczak	T14	10 (1:42.406)	InLap	11:15:01.92	18
96	Milan Marczak	T1	10 (1:42.406)	InLap	11:15:19.63	18
4	Jonas Greif	T6	9 (1:37.804)		11:17:03.31	23
4	Jonas Greif	T14	9 (1:37.804)		11:17:49.76	23
4	Jonas Greif	T14	10 (1:36.756)		11:17:49.76	23
4	Jonas Greif	T14	10 (1:36.756)		11:19:26.44	23
4	Jonas Greif	T14	11 (1:38.396)		11:19:26.44	23
919	Hjelte Hoffner	T1	10 (1:35.530)		11:19:35.55	4
127	Matheus Ferreira	T1	10 (1:35.609)		11:19:37.51	15
999	Karel Stout	T1	10 (1:35.087)		11:19:42.55	8
127	Matheus Ferreira	T1	10 (1:35.609)		11:19:42.55	15
88	Henry Wheeler	T6	9 (1:36.482)		11:20:04.31	8
4	Jonas Greif	T14	11 (1:38.396)		11:21:04.84	23
4	Jonas Greif	T14	12 (1:36.296)		11:21:04.84	23
88	Henry Wheeler	T1	10 (1:36.458)		11:21:08.07	8
29	Jesse Polderdijk	T1	11 (1:36.328)		11:21:15.11	20
88	Henry Wheeler	T6	10 (1:36.458)		11:21:41.07	8
127	Matheus Ferreira	T6	11 (1:35.432)		11:21:49.87	15
4	Jonas Greif	T14	12 (1:36.296)		11:22:41.32	23
4	Jonas Greif	T14	13 (1:36.512)		11:22:41.32	23
69	David Dziwok	T14	7 (1:35.498)		11:22:49.28	5
69	David Dziwok	T14	8 (1:35.279)		11:22:49.28	5
29	Jesse Polderdijk	T6	12 (1:35.768)		11:23:23.23	20
4	Jonas Greif	T6	13 (1:36.512)		11:23:31.51	23
96	Milan Marczak	T6	13 (1:35.328)		11:23:54.35	18
111	Nikola Miljkovic	T6	9 (1:35.135)		11:24:39.47	5

Results: www.getraceresults.com			Timekeeping by : Time Service BV	Publication-time
				
Page 2 of 5				

PSCSE - Valencia 2026

Sport Division - Private Testing - Session 2

19 - 21 February 2026
Valencia - 4005mtr.


StartNr	Name	Turn	Disallowed round	In/Out	Time of Day	Total
29	Jesse Polderdijk	T6	13 (1:35.574)		11:24:58.75	20
66	Marco Giltrap	T1	10 (1:34.775)		11:25:24.50	4
96	Milan Marczak	T6	14 (1:34.929)		11:25:29.47	18
29	Jesse Polderdijk	T1	14 (1:40.001)	InLap	11:26:02.54	20
127	Matheus Ferreira	T6	14 (1:41.165)	InLap	11:26:36.47	15
999	Karel Stout	T1	15 (1:35.281)		11:27:41.82	8
144	Jannes Fittje	T1	-1 ()		11:29:06.82	6
111	Nikola Miljkovic	T14	12 (1:34.808)		11:30:08.76	5
111	Nikola Miljkovic	T14	13 (1:44.409)	InLap	11:30:08.76	5
96	Milan Marczak	T6	18 (1:35.960)		11:31:50.19	18
29	Jesse Polderdijk	T6	15 (5:23.004)	OutLap	11:32:00.39	20
66	Marco Giltrap	T6	14 (1:43.345)	InLap	11:32:16.11	4
4	Jonas Greif	T6	15 (7:49.354)	OutLap	11:33:02.27	23
66	Marco Giltrap	T14	14 (1:43.345)	InLap	11:33:02.88	4
66	Marco Giltrap	T14	15 (10:14.019)	OutLap	11:33:02.88	4
29	Jesse Polderdijk	T1	16 (1:37.172)		11:33:06.26	20
31	Sebastian Freymuth	T1	13 (1:35.248)		11:33:13.38	6
96	Milan Marczak	T6	19 (1:41.748)	InLap	11:33:26.63	18
29	Jesse Polderdijk	T6	16 (1:37.172)		11:33:38.87	20
88	Henry Wheeler	T1	15 (3:32.540)	OutLap	11:34:06.98	8
4	Jonas Greif	T6	16 (1:36.686)		11:34:39.15	23
144	Jannes Fittje	T6	-1 ()		11:34:45.47	6
29	Jesse Polderdijk	T6	17 (1:35.567)		11:35:14.75	20
127	Matheus Ferreira	T1	17 (1:35.459)		11:35:56.34	15
127	Matheus Ferreira	T6	17 (1:35.459)		11:36:26.54	15
29	Jesse Polderdijk	T6	18 (1:36.144)		11:36:50.34	20
4	Jonas Greif	T14	17 (1:36.443)		11:37:02.00	23
4	Jonas Greif	T14	18 (1:36.409)		11:37:02.00	23
69	David Dziwok	T1	14 (1:34.674)		11:37:29.82	5
999	Karel Stout	T6	18 (6:16.528)	OutLap	11:37:46.26	8
4	Jonas Greif	T6	18 (1:36.409)		11:37:52.10	23
29	Jesse Polderdijk	T6	19 (1:35.956)		11:38:26.14	20

PSCSE - Valencia 2026

Sport Division - Private Testing - Session 2

19 - 21 February 2026
Valencia - 4005mtr.

StartNr	Name	Turn	Disallowed round	In/Out	Time of Day	Total
4	Jonas Greif	T14	18 (1:36.409)		11:38:38.20	23
4	Jonas Greif	T14	19 (1:42.892)	InLap	11:38:38.20	23
96	Milan Marczak	T6	20 (5:53.980)	OutLap	11:39:25.94	18
29	Jesse Polderdijk	T1	20 (1:41.248)	InLap	11:39:30.50	20
144	Jannes Fittje	T6	-1 ()		11:39:34.26	6
31	Sebastian Freymuth	T1	17 (1:35.898)		11:39:35.54	6
127	Matheus Ferreira	T6	19 (1:40.304)	InLap	11:39:39.46	15
88	Henry Wheeler	T6	18 (1:35.477)		11:39:49.70	8
31	Sebastian Freymuth	T6	17 (1:35.898)		11:40:07.46	6
31	Sebastian Freymuth	T1	18 (1:35.698)		11:41:11.42	6
88	Henry Wheeler	T6	19 (1:36.061)		11:41:25.26	8
96	Milan Marczak	T1	22 (1:35.712)		11:42:23.34	18
96	Milan Marczak	T6	22 (1:35.712)		11:42:55.70	18
999	Karel Stout	T1	22 (1:35.354)		11:43:36.18	8
88	Henry Wheeler	T1	21 (1:36.588)		11:44:04.18	8
919	Hjelte Hoffner	T6	19 (1:39.427)		11:44:08.02	4
16	Max Mutschlechner	T1	21 (1:35.772)		11:44:11.14	5
96	Milan Marczak	T6	23 (1:35.502)		11:44:31.18	18
16	Max Mutschlechner	T6	21 (1:35.772)		11:44:42.62	5
4	Jonas Greif	T6	20 (5:13.696)	OutLap	11:44:48.02	23
111	Nikola Miljkovic	T6	16 (1:35.403)		11:44:59.26	5
4	Jonas Greif	T6	21 (1:37.168)		11:46:25.54	23
16	Max Mutschlechner	T14	22 (1:41.108)	InLap	11:47:04.24	5
16	Max Mutschlechner	T14	23 (3:41.272)	OutLap	11:47:04.24	5
31	Sebastian Freymuth	T1	22 (1:35.238)		11:47:34.18	6
4	Jonas Greif	T6	22 (1:36.455)		11:48:02.54	23
69	David Dziwok	T1	19 (1:34.806)		11:48:32.70	5
127	Matheus Ferreira	T6	21 (1:35.947)		11:48:37.02	15
4	Jonas Greif	T1	23 (1:36.242)		11:49:06.54	23
31	Sebastian Freymuth	T1	23 (1:41.485)	InLap	11:49:09.58	6
111	Nikola Miljkovic	T1	19 (1:37.220)		11:49:12.66	5
4	Jonas Greif	T6	23 (1:36.242)		11:49:38.66	23

Results: www.getraceresults.com			Timekeeping by : Time Service BV	Publication-time
				
Page 4 of 5				

PSCSE - Valencia 2026

Sport Division - Private Testing - Session 2

19 - 21 February 2026
Valencia - 4005mtr.

StartNr	Name	Turn	Disallowed round	In/Out	Time of Day	Total
127	Matheus Ferreira	T6	22 (1:36.064)		11:50:12.42	15
999	Karel Stout	T1	26 (1:35.166)		11:50:17.94	8
111	Nikola Miljkovic	T1	20 (1:50.796)	InLap	11:50:50.10	5
4	Jonas Greif	T6	24 (1:41.991)	InLap	11:51:15.02	23
127	Matheus Ferreira	T6	23 (1:35.559)		11:51:48.46	15
999	Karel Stout	T1	27 (1:35.719)		11:51:53.54	8
4	Jonas Greif	T14	24 (1:41.991)	InLap	11:52:01.28	23
4	Jonas Greif	T14	25 ()		11:52:01.28	23
29	Jesse Polderdijk	T6	26 (1:36.038)		11:52:18.86	20
96	Milan Marczak	T6	28 (1:36.568)		11:52:28.46	18
127	Matheus Ferreira	T1	24 (1:41.626)	InLap	11:52:52.18	15
66	Marco Giltrap	T14	21 (1:43.916)	InLap	11:53:06.12	4
66	Marco Giltrap	T14	22 ()		11:53:06.12	4
96	Milan Marczak	T1	29 (1:36.191)		11:53:28.82	18
96	Milan Marczak	T6	29 (1:36.191)		11:54:05.10	18
127	Matheus Ferreira	T14	24 (1:41.626)	InLap	11:54:10.04	15
127	Matheus Ferreira	T14	25 ()		11:54:10.04	15
69	David Dziwok	T1	23 (1:38.357)	InLap	11:54:53.22	5
96	Milan Marczak	T6	30 (1:51.468)	InLap	11:55:36.22	18
69	David Dziwok	T14	23 (1:38.357)	InLap	11:56:09.68	5
69	David Dziwok	T14	24 ()		11:56:09.68	5