

PSCSE - Valencia 2026

Private testing - Private Testing - Thursday Afternoon

19 - 21 February 2026
Valencia - 4005mtr.

StartNr	Name	Turn	Disallowed round	In/Out	Time of Day	Total
9	Emst Inderbitzin	T6	10 (1:40.966)		14:21:12.55	18
9	Emst Inderbitzin	T14	10 (1:40.966)		14:22:01.10	18
9	Emst Inderbitzin	T14	11 (1:55.887)	InLap	14:22:01.10	18
77	Jaap Van Lagen	T6	-1 (1:50.408)	OutLap	14:22:09.87	11
222	Jan Klingelberg	T14	13 (1:53.195)	InLap	14:22:48.90	10
222	Jan Klingelberg	T14	14 (26:08.779)	OutLap	14:22:48.90	10
77	Jaap Van Lagen	T14	-1 (1:50.408)	OutLap	14:24:34.90	11
77	Jaap Van Lagen	T14	-1 (1:50.408)	OutLap	14:24:34.90	11
33	Oleksandr Dobik	T14	5 ()		14:27:34.02	18
33	Oleksandr Dobik	T14	6 ()		14:27:34.02	18
218	Merabi Mekvabishvili	T6	7 (3:29.782)	OutLap	14:28:44.35	9
33	Oleksandr Dobik	T14	6 ()		14:29:17.98	18
33	Oleksandr Dobik	T14	7 ()		14:29:17.98	18
33	Oleksandr Dobik	T14	-1 ()		14:30:58.02	18
33	Oleksandr Dobik	T14	7 ()		14:30:58.02	18
218	Merabi Mekvabishvili	T14	8 (1:39.347)		14:31:11.66	9
218	Merabi Mekvabishvili	T14	9 (1:39.026)		14:31:11.66	9
15	Jack Young	T14	3 (1:37.741)		14:32:35.18	8
15	Jack Young	T14	4 (1:36.409)		14:32:35.18	8
66	Marco Giltrap	T6	6 (1:44.586)	InLap	14:33:17.43	24
15	Jack Young	T6	4 (1:36.409)		14:33:25.27	8
218	Merabi Mekvabishvili	T6	10 (1:39.338)		14:33:43.15	9
15	Jack Young	T14	4 (1:36.409)		14:34:11.70	8
15	Jack Young	T14	5 (1:37.600)		14:34:11.70	8
16	Max Mutschlechner	T14	4 (1:36.547)		14:35:43.62	9
16	Max Mutschlechner	T14	5 (1:37.433)		14:35:43.62	9
77	Jaap Van Lagen	T14	-1 (1:50.408)	OutLap	14:36:03.06	11
77	Jaap Van Lagen	T14	-1 (1:50.408)	OutLap	14:36:03.06	11
15	Jack Young	T6	6 (1:36.348)		14:36:38.95	8
16	Max Mutschlechner	T6	6 (1:36.000)		14:38:11.31	9
9	Emst Inderbitzin	T6	14 (1:42.449)		14:38:22.67	18
16	Max Mutschlechner	T6	7 (1:36.302)		14:39:47.83	9

Publication-time

Results: www.getraceresults.com

Timekeeping by : Time Service BV



PSCSE - Valencia 2026

Private testing - Private Testing - Thursday Afternoon


19 - 21 February 2026
Valencia - 4005mtr.

StartNr	Name	Turn	Disallowed round	In/Out	Time of Day	Total
91	Javier Ripoll Jr.	T1	10 (1:41.214)		14:40:26.12	4
16	Max Mutschlechner	T6	8 (1:35.660)		14:41:23.51	9
218	Merabi Mekvabishvili	T6	15 (1:38.616)		14:41:57.02	9
66	Marco Giltrap	T6	7 (8:44.023)	OutLap	14:42:08.90	24
9	Emst Inderbitzin	T14	16 (1:40.783)		14:42:33.82	18
9	Emst Inderbitzin	T14	17 (1:40.635)		14:42:33.82	18
29	Jesse Polderdijk	T6	11 (1:37.856)		14:43:16.78	14
13	Gianluca Spata	T6	11 (1:45.705)		14:43:19.98	1
111	Nikola Miljkovic	T14	8 (1:36.588)		14:43:29.46	9
111	Nikola Miljkovic	T14	9 (1:50.474)	InLap	14:43:29.46	9
77	Jaap Van Lagen	T1	-1 (1:50.408)	OutLap	14:44:16.44	11
88	Henry Wheeler	T14	5 (1:39.908)		14:44:32.94	8
88	Henry Wheeler	T14	6 (1:39.302)		14:44:32.94	8
224	Joel Monegro	T6	5 (1:39.595)		14:44:54.74	13
29	Jesse Polderdijk	T6	12 (1:39.305)		14:44:54.74	14
77	Jaap Van Lagen	T1	-1 (1:50.408)	OutLap	14:45:56.68	11
224	Joel Monegro	T1	6 (1:37.700)		14:45:56.68	13
29	Jesse Polderdijk	T1	13 (1:37.088)		14:45:56.68	14
223	Lucas Wolf	T6	7 (1:36.314)		14:46:13.10	4
224	Joel Monegro	T6	6 (1:37.700)		14:46:34.42	13
999	Staut-Coox	T14	2 (1:38.287)		14:46:37.02	36
999	Staut-Coox	T14	3 (1:36.772)		14:46:37.02	36
223	Lucas Wolf	T6	8 (1:36.234)		14:47:49.34	4
33	Oleksandr Dobik	T6	16 ()		14:48:02.46	18
66	Marco Giltrap	T6	11 (1:35.930)		14:48:32.34	24
999	Staut-Coox	T14	4 (1:36.085)		14:49:50.02	36
999	Staut-Coox	T14	5 (1:36.299)		14:49:50.02	36
66	Marco Giltrap	T6	12 (1:44.375)	InLap	14:50:07.86	24
919	Hjelte Hoffner	T6	5 (1:37.891)		14:50:18.06	5
999	Staut-Coox	T14	5 (1:36.299)		14:51:26.26	36
999	Staut-Coox	T14	6 (1:36.350)		14:51:26.26	36
999	Staut-Coox	T14	6 (1:36.350)		14:53:02.74	36

Publication-time

Results: www.getraceresults.com

Timekeeping by : Time Service BV

			
Page 2 of 12			

PSCSE - Valencia 2026

Private testing - Private Testing - Thursday Afternoon

19 - 21 February 2026
Valencia - 4005mtr.

StartNr	Name	Turn	Disallowed round	In/Out	Time of Day	Total
999	Staut-Coox	T14	7 (1:35.909)		14:53:02.74	36
218	Merabi Mekvabishvili	T6	19 (1:38.086)		14:53:22.06	9
999	Staut-Coox	T6	7 (1:35.909)		14:53:52.70	36
12	Luciano Martinez	T14	5 (1:37.595)		14:53:55.22	10
12	Luciano Martinez	T14	6 (1:37.109)		14:53:55.22	10
77	Jaap Van Lagen	T6	-1 (1:50.408)	OutLap	14:54:52.14	11
218	Merabi Mekvabishvili	T6	20 (1:39.197)		14:55:00.22	9
999	Staut-Coox	T6	8 (1:36.287)		14:55:28.54	36
999	Staut-Coox	T14	8 (1:36.287)		14:56:14.54	36
999	Staut-Coox	T14	9 (1:36.201)		14:56:14.54	36
222	Jan Klingelberg	T1	19 (1:42.149)		14:56:16.36	10
16	Max Mutschlechner	T6	15 (1:43.354)	InLap	14:56:34.06	9
9	Ernst Inderbitzin	T6	23 (1:40.798)		14:56:35.78	18
31	Sebastian Freymuth	T1	1 (1:47.141)	OutLap	15:00:20.84	11
27	Tio Ellinas	T1	5 (1:39.781)		15:01:06.12	5
218	Merabi Mekvabishvili	T6	24 (1:37.157)		15:01:32.66	9
29	Jesse Polderdijk	T6	19 (7:02.499)	OutLap	15:01:47.30	14
31	Sebastian Freymuth	T6	2 (1:39.153)		15:02:36.98	11
444	Guido Tönnessen	T6	18 (1:51.680)		15:02:38.26	3
9	Ernst Inderbitzin	T6	27 (1:39.949)		15:03:21.02	18
29	Jesse Polderdijk	T6	20 (1:37.752)		15:03:25.66	14
223	Lucas Wolf	T6	15 (1:36.423)		15:03:42.58	4
224	Joel Monegro	T6	13 (1:37.982)		15:04:02.82	13
22	Andrea Buratti	T6	9 (1:50.851)	InLap	15:04:35.74	8
224	Joel Monegro	T14	13 (1:37.982)		15:04:49.82	13
224	Joel Monegro	T14	14 (1:38.583)		15:04:49.82	13
27	Tio Ellinas	T6	7 (1:35.874)		15:04:53.14	5
223	Lucas Wolf	T6	16 (1:36.611)		15:05:19.26	4
19	Daniel Lewis	T6	3 (1:40.716)		15:05:34.54	6
221	Eric Santos	T6	14 (1:40.596)		15:05:38.18	8
31	Sebastian Freymuth	T6	4 (1:37.221)		15:05:52.66	11
27	Tio Ellinas	T6	8 (1:42.744)	InLap	15:06:28.90	5

Publication-time

Results: www.getraceresults.com

Timekeeping by : Time Service BV



PSCSE - Valencia 2026

Private testing - Private Testing - Thursday Afternoon

19 - 21 February 2026
Valencia - 4005mtr.

StartNr	Name	Turn	Disallowed round	In/Out	Time of Day	Total
88	Henry Wheeler	T6	13 (1:37.683)		15:07:00.86	8
9	Emst Inderbitzin	T14	29 (1:41.114)		15:07:29.70	18
9	Emst Inderbitzin	T14	30 (1:39.730)		15:07:29.70	18
66	Marco Giltrap	T6	17 (1:34.632)		15:07:34.58	24
999	Staut-Coox	T14	11 (8:20.034)	OutLap	15:07:50.14	36
999	Staut-Coox	T14	12 (1:38.741)		15:07:50.14	36
15	Jack Young	T14	19 (1:41.143)		15:08:00.34	8
15	Jack Young	T14	20 (1:40.638)		15:08:00.34	8
444	Guido Tönnessen	T6	21 (1:49.422)		15:08:09.26	3
9	Emst Inderbitzin	T6	30 (1:39.730)		15:08:21.34	18
12	Luciano Martinez	T14	9 (1:41.225)		15:08:57.26	10
12	Luciano Martinez	T14	10 (1:37.099)		15:08:57.26	10
221	Eric Santos	T6	16 (1:41.050)		15:08:57.82	8
999	Staut-Coox	T14	12 (1:38.741)		15:09:25.90	36
999	Staut-Coox	T14	13 (1:38.766)		15:09:25.90	36
222	Jan Klingelberg	T14	26 (1:41.769)		15:09:25.90	10
222	Jan Klingelberg	T14	27 (1:39.785)		15:09:25.90	10
31	Sebastian Freymuth	T14	6 (1:36.822)		15:09:50.70	11
31	Sebastian Freymuth	T14	7 (1:41.900)	InLap	15:09:50.70	11
29	Jesse Polderdijk	T6	24 (1:40.299)		15:09:58.62	14
999	Staut-Coox	T6	13 (1:38.766)		15:10:20.62	36
15	Jack Young	T6	21 (1:34.665)		15:10:30.14	8
221	Eric Santos	T6	17 (1:39.877)		15:10:39.14	8
66	Marco Giltrap	T6	19 (1:42.354)	InLap	15:10:43.94	24
9	Emst Inderbitzin	T14	31 (1:41.693)		15:10:50.90	18
9	Emst Inderbitzin	T14	32 (1:41.548)		15:10:50.90	18
29	Jesse Polderdijk	T1	25 (1:45.823)	InLap	15:11:04.39	14
999	Staut-Coox	T14	13 (1:38.766)		15:11:08.14	36
999	Staut-Coox	T14	14 (1:38.841)		15:11:08.14	36
999	Staut-Coox	T1	14 (1:38.841)		15:11:27.03	36
222	Jan Klingelberg	T1	28 (1:44.665)		15:11:27.03	10
919	Hjelte Hoffner	T6	14 (1:37.085)		15:11:43.06	5

Publication-time

Results: www.getraceresults.com

Timekeeping by : Time Service BV



PSCSE - Valencia 2026

Private testing - Private Testing - Thursday Afternoon

19 - 21 February 2026
Valencia - 4005mtr.

StartNr	Name	Turn	Disallowed round	In/Out	Time of Day	Total
9	Emst Inderbitzin	T6	32 (1:41.548)		15:11:43.06	18
999	Staut-Coox	T6	14 (1:38.841)		15:12:00.14	36
15	Jack Young	T6	22 (1:36.198)		15:12:04.62	8
221	Eric Santos	T6	18 (1:38.891)		15:12:18.58	8
9	Emst Inderbitzin	T14	32 (1:41.548)		15:12:32.38	18
9	Emst Inderbitzin	T14	33 (1:39.916)		15:12:32.38	18
999	Staut-Coox	T14	14 (1:38.841)		15:12:47.14	36
999	Staut-Coox	T14	15 (1:38.386)		15:12:47.14	36
111	Nikola Miljkovic	T6	20 (1:36.288)		15:12:50.74	9
221	Eric Santos	T14	18 (1:38.891)		15:13:05.74	8
221	Eric Santos	T14	19 (1:39.109)		15:13:05.74	8
9	Emst Inderbitzin	T14	33 (1:39.916)		15:14:11.70	18
9	Emst Inderbitzin	T14	34 (1:39.778)		15:14:11.70	18
88	Henry Wheeler	T14	17 (1:37.124)		15:14:19.66	8
88	Henry Wheeler	T14	18 (1:45.696)		15:14:19.66	8
999	Staut-Coox	T14	15 (1:38.386)		15:14:25.30	36
999	Staut-Coox	T14	16 (1:37.847)		15:14:25.30	36
12	Luciano Martinez	T6	13 (1:36.944)		15:14:37.90	10
88	Henry Wheeler	T1	18 (1:45.696)		15:14:39.23	8
224	Joel Monegro	T14	19 (1:37.775)		15:14:40.50	13
224	Joel Monegro	T14	20 (1:47.520)	InLap	15:14:40.50	13
221	Eric Santos	T14	19 (1:39.109)		15:14:45.06	8
221	Eric Santos	T14	20 (1:39.053)		15:14:45.06	8
33	Oleksandr Dobik	T14	19 ()		15:14:46.42	18
33	Oleksandr Dobik	T14	20 ()		15:14:46.42	18
919	Hjelte Hoffner	T6	16 (1:35.584)		15:14:56.82	5
9	Emst Inderbitzin	T6	34 (1:39.778)		15:15:04.58	18
221	Eric Santos	T6	20 (1:39.053)		15:15:36.58	8
33	Oleksandr Dobik	T6	20 ()		15:15:38.30	18
9	Emst Inderbitzin	T14	34 (1:39.778)		15:15:51.90	18
9	Emst Inderbitzin	T14	35 (1:48.510)	InLap	15:15:51.90	18
33	Oleksandr Dobik	T14	20 ()		15:16:25.18	18

Publication-time

Results: www.getraceresults.com

Timekeeping by : Time Service BV




PSCSE - Valencia 2026

Private testing - Private Testing - Thursday Afternoon

19 - 21 February 2026
Valencia - 4005mtr.

StartNr	Name	Turn	Disallowed round	In/Out	Time of Day	Total
33	Oleksandr Dobik	T14	21 ()		15:16:25.18	18
999	Staut-Coox	T6	17 (1:38.218)		15:16:54.38	36
88	Henry Wheeler	T6	19 (1:37.024)		15:16:54.38	8
12	Luciano Martinez	T14	14 (1:36.513)		15:17:01.26	10
12	Luciano Martinez	T14	15 (1:46.604)	InLap	15:17:01.26	10
33	Oleksandr Dobik	T6	21 ()		15:17:17.78	18
9	Emst Inderbitzin	T14	35 (1:48.510)	InLap	15:17:31.74	18
9	Emst Inderbitzin	T14	36 (1:10:06.483)	OutLap	15:17:31.74	18
33	Oleksandr Dobik	T6	22 ()		15:18:56.73	18
33	Oleksandr Dobik	T14	22 ()		15:19:44.58	18
33	Oleksandr Dobik	T14	23 ()		15:19:44.58	18
999	Staut-Coox	T6	19 (1:37.637)		15:20:12.25	36
33	Oleksandr Dobik	T6	23 ()		15:20:36.45	18
999	Staut-Coox	T14	19 (1:37.637)		15:20:59.58	36
999	Staut-Coox	T14	20 (1:37.693)		15:20:59.58	36
199	Peter Sander	T6	15 (1:40.573)		15:21:14.69	10
999	Staut-Coox	T6	20 (1:37.693)		15:21:50.21	36
69	David Dziwok	T6	3 (1:37.875)		15:22:08.21	3
33	Oleksandr Dobik	T6	24 ()		15:22:15.41	18
999	Staut-Coox	T14	20 (1:37.693)		15:22:36.62	36
999	Staut-Coox	T14	21 (1:38.167)		15:22:36.62	36
999	Staut-Coox	T6	21 (1:38.167)		15:23:27.77	36
69	David Dziwok	T6	4 (1:35.914)		15:23:45.65	3
999	Staut-Coox	T6	22 (1:44.548)	InLap	15:25:05.89	36
33	Oleksandr Dobik	T6	26 ()		15:25:34.77	18
22	Andrea Buratti	T14	15 (1:37.383)		15:26:24.86	8
22	Andrea Buratti	T14	16 (1:36.722)		15:26:24.86	8
33	Oleksandr Dobik	T6	-1 ()		15:27:13.69	18
199	Peter Sander	T6	19 (1:41.275)		15:27:57.93	10
111	Nikola Miljkovic	T6	26 (1:35.582)		15:28:10.05	9
69	David Dziwok	T6	7 (1:36.541)		15:28:34.25	3
199	Peter Sander	T14	19 (1:41.275)		15:28:46.54	10

Results: www.getraceresults.com			Timekeeping by : Time Service BV	Publication-time
				
Page 6 of 12				

PSCSE - Valencia 2026

Private testing - Private Testing - Thursday Afternoon

19 - 21 February 2026
Valencia - 4005mtr.

StartNr	Name	Turn	Disallowed round	In/Out	Time of Day	Total
199	Peter Sander	T14	20 (1:40.819)		15:28:46.54	10
144	Jannes Fittje	T14	-1 ()		15:29:55.50	7
144	Jannes Fittje	T14	-1 ()		15:29:55.50	7
144	Jannes Fittje	T6	-1 ()		15:30:46.81	7
16	Max Mutschlechner	T6	19 (1:36.176)		15:31:57.57	9
31	Sebastian Freymuth	T14	13 (6:32.158)	OutLap	15:31:59.10	11
31	Sebastian Freymuth	T14	14 (1:36.714)		15:31:59.10	11
144	Jannes Fittje	T6	-1 ()		15:32:24.37	7
144	Jannes Fittje	T1	-1 ()		15:33:30.07	7
199	Peter Sander	T14	22 (1:40.763)		15:33:49.58	10
199	Peter Sander	T14	23 (1:40.147)		15:33:49.58	10
31	Sebastian Freymuth	T6	15 (1:36.241)		15:34:25.81	11
199	Peter Sander	T6	23 (1:40.147)		15:34:41.69	10
199	Peter Sander	T14	23 (1:40.147)		15:35:29.58	10
199	Peter Sander	T14	24 (1:39.973)		15:35:29.58	10
111	Nikola Miljkovic	T6	31 (1:47.279)	InLap	15:36:07.45	9
111	Nikola Miljkovic	T14	31 (1:47.279)	InLap	15:36:53.38	9
111	Nikola Miljkovic	T14	32 (11:00.550)	OutLap	15:36:53.38	9
144	Jannes Fittje	T6	-1 ()		15:37:18.05	7
199	Peter Sander	T6	25 (1:39.465)		15:38:01.53	10
16	Max Mutschlechner	T6	23 (1:35.571)		15:38:20.21	9
22	Andrea Buratti	T14	20 (1:37.172)		15:39:12.54	8
22	Andrea Buratti	T14	21 (1:37.003)		15:39:12.54	8
199	Peter Sander	T6	26 (1:39.660)		15:39:41.21	10
22	Andrea Buratti	T6	21 (1:37.003)		15:40:03.05	8
16	Max Mutschlechner	T14	24 (1:35.200)		15:40:41.18	9
16	Max Mutschlechner	T14	25 (1:41.889)	InLap	15:40:41.18	9
22	Andrea Buratti	T14	21 (1:37.003)		15:40:49.42	8
22	Andrea Buratti	T14	22 (1:43.028)		15:40:49.42	8
16	Max Mutschlechner	T6	25 (1:41.889)	InLap	15:41:31.25	9
22	Andrea Buratti	T6	23 (1:38.335)		15:43:23.09	8
91	Javier Ripoll Jr.	T1	19 (1:37.218)		15:43:55.67	4

Publication-time

Results: www.getraceresults.com

Timekeeping by : Time Service BV



PSCSE - Valencia 2026

Private testing - Private Testing - Thursday Afternoon

19 - 21 February 2026
Valencia - 4005mtr.

StartNr	Name	Turn	Disallowed round	In/Out	Time of Day	Total
199	Peter Sander	T6	29 (1:40.602)		15:44:41.49	10
22	Andrea Buratti	T6	24 (1:36.827)		15:45:01.65	8
19	Daniel Lewis	T6	15 (1:41.893)		15:47:05.17	6
22	Andrea Buratti	T6	26 (1:44.915)		15:48:15.01	8
66	Marco Giltrap	T6	20 (38:32.925)	OutLap	15:49:23.17	24
66	Marco Giltrap	T6	21 (1:35.797)		15:50:59.49	24
29	Jesse Polderdijk	T6	26 (39:22.482)	OutLap	15:51:05.65	14
28	Alex Reimann	T6	17 (1:35.368)		15:51:32.01	3
66	Marco Giltrap	T14	21 (1:35.797)		15:51:45.66	24
66	Marco Giltrap	T14	22 (1:34.965)		15:51:45.66	24
66	Marco Giltrap	T6	22 (1:34.965)		15:52:34.97	24
29	Jesse Polderdijk	T6	27 (1:39.060)		15:52:45.37	14
28	Alex Reimann	T6	18 (1:41.526)		15:53:07.81	3
66	Marco Giltrap	T6	23 (1:35.210)		15:54:09.96	24
28	Alex Reimann	T6	19 (1:41.708)	InLap	15:54:49.16	3
66	Marco Giltrap	T14	23 (1:35.210)		15:54:55.66	24
66	Marco Giltrap	T14	24 (1:37.661)		15:54:55.66	24
218	Merabi Mekvabishvili	T1	32 (1:43.907)	InLap	15:56:46.59	9
66	Marco Giltrap	T6	25 (1:45.725)	InLap	15:57:22.68	24
77	Jaap Van Lagen	T14	-1 (1:50.408)	OutLap	15:57:43.38	11
77	Jaap Van Lagen	T14	-1 (1:50.408)	OutLap	15:57:43.38	11
29	Jesse Polderdijk	T6	31 (1:37.880)		15:59:17.24	14
999	Staut-Coox	T6	37 (1:35.835)		16:00:00.68	36
88	Henry Wheeler	T1	21 (42:32.265)	OutLap	16:00:19.86	8
999	Staut-Coox	T14	37 (1:35.835)		16:00:46.42	36
999	Staut-Coox	T14	38 (1:35.744)		16:00:46.42	36
29	Jesse Polderdijk	T6	32 (1:38.297)		16:00:55.48	14
33	Oleksandr Dobik	T6	36 ()		16:01:02.60	18
91	Javier Ripoll Jr.	T6	25 (1:38.309)		16:01:11.72	4
19	Daniel Lewis	T6	20 (1:40.333)		16:01:15.32	6
77	Jaap Van Lagen	T6	-1 (1:50.408)	OutLap	16:01:51.44	11
19	Daniel Lewis	T14	20 (1:40.333)		16:02:03.42	6

Publication-time

Results: www.getraceresults.com

Timekeeping by : Time Service BV



PSCSE - Valencia 2026

Private testing - Private Testing - Thursday Afternoon

19 - 21 February 2026
Valencia - 4005mtr.

StartNr	Name	Turn	Disallowed round	In/Out	Time of Day	Total
19	Daniel Lewis	T14	21 (1:40.810)		16:02:03.42	6
111	Nikola Miljkovic	T14	37 (7:36.750)	OutLap	16:02:16.30	9
111	Nikola Miljkovic	T14	38 (1:35.721)		16:02:16.30	9
91	Javier Ripoll Jr.	T1	26 (1:37.407)		16:02:17.98	4
19	Daniel Lewis	T6	21 (1:40.810)		16:02:55.16	6
77	Jaap Van Lagen	T6	-1 (1:50.408)	OutLap	16:03:28.52	11
27	Tio Ellinas	T6	11 (1:36.112)		16:03:41.68	5
29	Jesse Polderdijk	T6	34 (1:37.206)		16:04:09.08	14
29	Jesse Polderdijk	T6	35 (1:36.837)		16:05:46.80	14
27	Tio Ellinas	T6	13 (1:35.783)		16:06:53.16	5
111	Nikola Miljkovic	T14	40 (1:35.853)		16:07:03.26	9
111	Nikola Miljkovic	T14	41 (1:46.436)	InLap	16:07:03.26	9
19	Daniel Lewis	T14	23 (1:50.954)	InLap	16:07:08.90	6
19	Daniel Lewis	T14	24 (30:38.993)	OutLap	16:07:08.90	6
29	Jesse Polderdijk	T6	36 (1:44.219)	InLap	16:07:24.24	14
33	Oleksandr Dobik	T6	40 ()		16:07:49.64	18
111	Nikola Miljkovic	T6	41 (1:46.436)	InLap	16:07:53.68	9
999	Staut-Coox	T6	42 (1:35.605)		16:07:59.92	36
66	Marco Giltrap	T14	26 (9:52.712)	OutLap	16:08:11.86	24
66	Marco Giltrap	T14	27 (1:35.362)		16:08:11.86	24
111	Nikola Miljkovic	T14	41 (1:46.436)	InLap	16:08:39.50	9
111	Nikola Miljkovic	T14	42 ()		16:08:39.50	9
999	Staut-Coox	T14	42 (1:35.605)		16:08:45.42	36
999	Staut-Coox	T14	43 (1:35.578)		16:08:45.42	36
77	Jaap Van Lagen	T14	-1 (1:50.408)	OutLap	16:09:07.42	11
77	Jaap Van Lagen	T14	-1 (1:50.408)	OutLap	16:09:07.42	11
199	Peter Sander	T14	38 (1:39.652)		16:10:38.42	10
199	Peter Sander	T14	39 (1:39.805)		16:10:38.42	10
66	Marco Giltrap	T6	30 (1:35.168)		16:13:47.00	24
33	Oleksandr Dobik	T14	-1 ()		16:15:17.46	18
33	Oleksandr Dobik	T14	44 ()		16:15:17.46	18
66	Marco Giltrap	T6	31 (1:35.274)		16:15:21.88	24

Publication-time

Results: www.getraceresults.com

Timekeeping by : Time Service BV



PSCSE - Valencia 2026

Private testing - Private Testing - Thursday Afternoon


19 - 21 February 2026
Valencia - 4005mtr.

StartNr	Name	Turn	Disallowed round	In/Out	Time of Day	Total
33	Oleksandr Dobik	T1	-1 ()		16:15:36.98	18
15	Jack Young	T6	28 (1:36.463)		16:19:30.72	8
222	Jan Klingelberg	T14	34 (1:40.405)		16:21:39.66	10
222	Jan Klingelberg	T14	35 (1:39.548)		16:21:39.66	10
12	Luciano Martinez	T6	20 (1:36.428)		16:22:05.20	10
222	Jan Klingelberg	T14	35 (1:39.548)		16:23:19.54	10
222	Jan Klingelberg	T14	36 (1:40.488)		16:23:19.54	10
12	Luciano Martinez	T6	21 (1:35.874)		16:23:41.80	10
31	Sebastian Freymuth	T14	21 (1:36.673)		16:24:25.50	11
31	Sebastian Freymuth	T14	22 (1:36.612)		16:24:25.50	11
218	Merabi Mekvabishvili	T14	40 (1:38.761)		16:25:19.58	9
218	Merabi Mekvabishvili	T14	41 (1:37.825)		16:25:19.58	9
12	Luciano Martinez	T1	23 (1:36.329)		16:26:22.70	10
88	Henry Wheeler	T6	32 (1:37.664)		16:27:15.84	8
31	Sebastian Freymuth	T14	23 (1:36.186)		16:27:38.30	11
31	Sebastian Freymuth	T14	24 (1:39.484)		16:27:38.30	11
12	Luciano Martinez	T6	24 (1:45.807)	InLap	16:28:32.27	10
144	Jannes Fittje	T6	-1 ()		16:28:34.83	7
222	Jan Klingelberg	T6	39 (1:44.798)		16:29:14.87	10
144	Jannes Fittje	T14	-1 ()		16:29:21.22	7
144	Jannes Fittje	T14	-1 ()		16:29:21.22	7
999	Staut-Coox	T14	48 (12:33.370)	OutLap	16:29:21.22	36
999	Staut-Coox	T14	49 (1:39.708)		16:29:21.22	36
88	Henry Wheeler	T14	33 (1:36.724)		16:29:39.22	8
88	Henry Wheeler	T14	34 (1:36.837)		16:29:39.22	8
224	Joel Monegro	T14	25 (1:38.162)		16:30:36.14	13
224	Joel Monegro	T14	26 (1:38.193)		16:30:36.14	13
999	Staut-Coox	T14	49 (1:39.708)		16:31:00.46	36
999	Staut-Coox	T14	50 (1:38.824)		16:31:00.46	36
31	Sebastian Freymuth	T6	26 (1:42.760)	InLap	16:31:45.91	11
222	Jan Klingelberg	T14	40 (1:40.262)		16:31:49.10	10
222	Jan Klingelberg	T14	41 (1:50.188)	InLap	16:31:49.10	10

Publication-time

Results: www.getraceresults.com

Timekeeping by : Time Service BV

			
Page 10 of 12			

PSCSE - Valencia 2026

Private testing - Private Testing - Thursday Afternoon


19 - 21 February 2026
Valencia - 4005mtr.

StartNr	Name	Turn	Disallowed round	In/Out	Time of Day	Total
919	Hjelte Hoffner	T14	23 (1:35.404)		16:32:06.86	5
919	Hjelte Hoffner	T14	24 (1:49.272)	InLap	16:32:06.86	5
444	Guido Tønnessen	T14	34 (1:53.273)		16:32:43.98	3
444	Guido Tønnessen	T14	35 (1:57.096)	InLap	16:32:43.98	3
9	Emst Inderbitzin	T14	39 (1:46.098)		16:33:00.22	18
9	Emst Inderbitzin	T14	40 (1:44.085)		16:33:00.22	18
92	Hans Frisch	T1	23 (1:41.799)		16:34:37.50	1
224	Joel Monegro	T14	28 (1:38.171)		16:35:30.50	13
224	Joel Monegro	T14	29 (1:40.181)		16:35:30.50	13
999	Staut-Coox	T14	52 (1:39.351)		16:35:57.58	36
999	Staut-Coox	T14	53 (1:38.181)		16:35:57.58	36
221	Eric Santos	T14	26 (1:40.514)		16:36:49.26	8
221	Eric Santos	T14	27 (1:40.216)		16:36:49.26	8
999	Staut-Coox	T14	53 (1:38.181)		16:37:35.74	36
999	Staut-Coox	T14	54 (1:38.465)		16:37:35.74	36
66	Marco Giltrap	T6	37 (1:34.442)		16:37:59.51	24
224	Joel Monegro	T6	30 (1:48.904)	InLap	16:38:05.31	13
66	Marco Giltrap	T6	38 (1:41.021)	InLap	16:39:34.23	24
12	Luciano Martinez	T6	29 (1:35.204)		16:39:40.75	10
9	Emst Inderbitzin	T14	43 (1:44.228)		16:39:55.19	18
9	Emst Inderbitzin	T14	44 (1:41.896)		16:39:55.19	18
222	Jan Klingelberg	T14	-1 (2:02.829)	OutLap	16:40:33.75	10
222	Jan Klingelberg	T14	-1 (2:02.829)	OutLap	16:40:33.75	10
12	Luciano Martinez	T6	30 (1:35.778)		16:41:15.75	10
919	Hjelte Hoffner	T14	26 (1:36.003)		16:42:23.47	5
919	Hjelte Hoffner	T14	27 (1:35.938)		16:42:23.47	5
999	Staut-Coox	T14	56 (1:37.830)		16:42:30.27	36
999	Staut-Coox	T14	57 (1:38.739)		16:42:30.27	36
999	Staut-Coox	T14	59 (1:38.089)		16:47:25.63	36
999	Staut-Coox	T14	60 (1:38.390)		16:47:25.63	36
31	Sebastian Freymuth	T14	32 (1:35.253)		16:47:53.35	11
31	Sebastian Freymuth	T14	33 (1:41.604)	InLap	16:47:53.35	11

Publication-time

Results: www.getraceresults.com

Timekeeping by : Time Service BV

			
Page 11 of 12			

PSCSE - Valencia 2026

Private testing - Private Testing - Thursday Afternoon

19 - 21 February 2026
Valencia - 4005mtr.

StartNr	Name	Turn	Disallowed round	In/Out	Time of Day	Total
66	Marco Giltrap	T14	40 (1:38.710)		16:48:38.63	24
66	Marco Giltrap	T14	41 (1:43.793)		16:48:38.63	24
31	Sebastian Freymuth	T6	33 (1:41.604)	InLap	16:48:42.95	11
999	Staut-Coox	T14	60 (1:38.390)		16:49:03.83	36
999	Staut-Coox	T14	61 (1:38.489)		16:49:03.83	36
66	Marco Giltrap	T6	41 (1:43.793)		16:49:27.83	24
222	Jan Klingelberg	T6	-1 (2:02.829)	OutLap	16:49:32.39	10
224	Joel Monegro	T6	35 (1:38.106)		16:50:06.91	13
9	Ernst Inderbitzin	T14	49 (1:43.976)		16:50:09.71	18
9	Ernst Inderbitzin	T14	50 (1:42.535)		16:50:09.71	18
66	Marco Giltrap	T6	42 (1:34.714)		16:51:11.47	24
224	Joel Monegro	T6	36 (1:38.521)		16:51:45.35	13
77	Jaap Van Lagen	T6	-1 (1:50.408)	OutLap	16:51:50.63	11
999	Staut-Coox	T14	62 (1:38.856)		16:52:21.47	36
999	Staut-Coox	T14	63 (1:38.844)		16:52:21.47	36
224	Joel Monegro	T14	36 (1:38.521)		16:52:33.19	13
224	Joel Monegro	T14	37 (1:47.686)	InLap	16:52:33.19	13
66	Marco Giltrap	T6	43 (1:34.557)		16:52:46.11	24
999	Staut-Coox	T14	63 (1:38.844)		16:54:00.31	36
999	Staut-Coox	T14	64 (1:38.651)		16:54:00.31	36
224	Joel Monegro	T14	37 (1:47.686)	InLap	16:54:13.19	13
224	Joel Monegro	T14	38 ()		16:54:13.19	13
66	Marco Giltrap	T6	44 (1:36.033)		16:54:20.39	24
66	Marco Giltrap	T14	44 (1:36.033)		16:55:06.23	24
66	Marco Giltrap	T14	45 ()		16:55:06.23	24
999	Staut-Coox	T14	64 (1:38.651)		16:55:38.59	36
999	Staut-Coox	T14	65 ()		16:55:38.59	36