



Summer karting CUP 2026 Stage 2

Igora Drive

Race

9 June 2026

Laps and Sector Times - Heat A

1																			
lap	Sect-1	Speed	Sect-2	Speed	Sect-3	Speed	TopSpeed	laptime	pit	lap	Sect-1	Speed	Sect-2	Speed	Sect-3	Speed	Topspeed	laptime	pit
1	30.502		34.660		<u>20.250</u>			1:25.412		4	30.334		33.901		20.299			1:24.534	
2	30.612		34.251		20.329			1:25.192		5	30.509		33.920		20.274			1:24.703	
3	30.314		34.040		20.344			1:24.698		6	<u>30.262</u>		<u>33.806</u>		20.319			<u>1:24.387</u>	

4																			
lap	Sect-1	Speed	Sect-2	Speed	Sect-3	Speed	TopSpeed	laptime	pit	lap	Sect-1	Speed	Sect-2	Speed	Sect-3	Speed	Topspeed	laptime	pit
1	33.866		35.399		20.436			1:29.701		5	31.030		<u>34.646</u>		20.353			1:26.029	
2	31.439		35.224		20.479			1:27.142		6	31.099		35.023		<u>20.223</u>			1:26.345	
3	31.115		35.241		20.833			1:27.189		7	<u>30.790</u>		34.800		20.350			<u>1:25.940</u>	
4	31.490		35.151		20.639			1:27.280		8									

7																			
lap	Sect-1	Speed	Sect-2	Speed	Sect-3	Speed	TopSpeed	laptime	pit	lap	Sect-1	Speed	Sect-2	Speed	Sect-3	Speed	Topspeed	laptime	pit
1	34.686		37.993		<u>20.977</u>			1:33.656		5	32.865		37.124		21.268			1:31.257	
2	32.644		38.140		20.983			1:31.767		6	32.000		38.016		21.179			1:31.195	
3	31.931		37.939		21.644			1:31.514		7	32.084		38.498		22.676			1:33.258	
4	<u>31.800</u>		<u>36.532</u>		21.170			<u>1:29.502</u>		8									

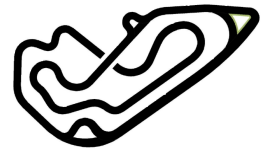
10																			
lap	Sect-1	Speed	Sect-2	Speed	Sect-3	Speed	TopSpeed	laptime	pit	lap	Sect-1	Speed	Sect-2	Speed	Sect-3	Speed	Topspeed	laptime	pit
1	37.828		39.516		22.977			1:40.321		5	32.004		36.491		21.642			1:30.137	
2	34.394		38.408		22.375			1:35.177		6	31.909		36.538		21.632			1:30.079	
3	33.979		37.868		22.015			1:33.862		7	<u>31.644</u>		<u>35.768</u>		<u>20.914</u>			<u>1:28.326</u>	
4	32.972		37.235		21.609			1:31.816		8									

13																			
lap	Sect-1	Speed	Sect-2	Speed	Sect-3	Speed	TopSpeed	laptime	pit	lap	Sect-1	Speed	Sect-2	Speed	Sect-3	Speed	Topspeed	laptime	pit
1	34.908		37.772		21.803			1:34.483		5	32.536		<u>36.414</u>		<u>21.011</u>			<u>1:29.961</u>	
2	32.397		36.695		21.643			1:30.735		6	32.602		37.977		21.393			1:31.972	
3	32.355		36.695		21.875			1:30.925		7	<u>32.261</u>		36.557		21.706			1:30.524	
4	33.008		36.586		21.269			1:30.863		8									

16																			
lap	Sect-1	Speed	Sect-2	Speed	Sect-3	Speed	TopSpeed	laptime	pit	lap	Sect-1	Speed	Sect-2	Speed	Sect-3	Speed	Topspeed	laptime	pit
1	36.647		36.598		21.711			1:34.956		5	31.786		36.144		21.488			1:29.418	
2	33.133		36.421		21.668			1:31.222		6	32.372		36.225		21.195			1:29.792	
3	32.117		36.841		21.760			1:30.718		7	<u>31.534</u>		36.225		21.703			1:29.462	
4	32.305		<u>35.892</u>		<u>21.139</u>			<u>1:29.336</u>		8									

19																			
lap	Sect-1	Speed	Sect-2	Speed	Sect-3	Speed	TopSpeed	laptime	pit	lap	Sect-1	Speed	Sect-2	Speed	Sect-3	Speed	Topspeed	laptime	pit
1	36.600		39.336		22.594			1:38.530		5	32.029		36.805		21.789			1:30.623	
2	33.164		37.526		21.937			1:32.627		6	31.830		<u>36.175</u>		<u>21.636</u>			<u>1:29.641</u>	
3	33.029		36.724		21.818			1:31.571		7	<u>31.707</u>		36.258		21.850			1:29.815	
4	32.727		38.223		21.927			1:32.877		8									

22																			
lap	Sect-1	Speed	Sect-2	Speed	Sect-3	Speed	TopSpeed	laptime	pit	lap	Sect-1	Speed	Sect-2	Speed	Sect-3	Speed	Topspeed	laptime	pit
1	36.869		39.916		22.776			1:39.561		5	33.250		37.120		20.831			1:31.201	
2	34.001		37.551		22.320			1:33.872		6	32.613		37.092		20.723			1:30.428	
3	35.019		37.540		21.525			1:34.084		7	<u>32.241</u>		<u>37.080</u>		<u>20.303</u>			<u>1:29.624</u>	



Summer karting CUP 2026 Stage 2

Igora Drive

Race

9 June 2026

Laps and Sector Times - Heat A

4	33.018	38.208	21.604	1:32.830	8			
---	--------	--------	--------	----------	---	--	--	--

25																			
lap	Sect-1	Speed	Sect-2	Speed	Sect-3	Speed	TopSpeed	laptime	pit	lap	Sect-1	Speed	Sect-2	Speed	Sect-3	Speed	Topspeed	laptime	pit
1	35.947		36.339		21.440			1:33.726		5	31.859		35.658		20.832			1:28.349	
2	31.943		36.462		21.561			1:29.966		6	<u>31.750</u>		36.060		20.904			1:28.714	
3	31.930		37.153		21.930			1:31.013		7	31.877		<u>35.240</u>		<u>20.762</u>			<u>1:27.879</u>	
4	32.289		35.980		21.296			1:29.565		8									

28																			
lap	Sect-1	Speed	Sect-2	Speed	Sect-3	Speed	TopSpeed	laptime	pit	lap	Sect-1	Speed	Sect-2	Speed	Sect-3	Speed	Topspeed	laptime	pit
1	35.831		39.993		22.204			1:38.028		5	32.049		36.423		21.779			1:30.251	
2	33.418		37.062		21.921			1:32.401		6	31.550		36.218		21.433			1:29.201	
3	33.084		37.499		21.340			1:31.923		7	<u>31.408</u>		<u>35.952</u>		<u>20.790</u>			<u>1:28.150</u>	
4	32.160		36.933		21.747			1:30.840		8									



31																			
lap	Sect-1	Speed	Sect-2	Speed	Sect-3	Speed	TopSpeed	laptime	pit	lap	Sect-1	Speed	Sect-2	Speed	Sect-3	Speed	Topspeed	laptime	pit
1	35.868		39.968		21.910			1:37.746		5	32.006		<u>36.722</u>		21.614			1:30.342	
2	33.135		37.416		21.879			1:32.430		6	32.051		36.845		<u>20.975</u>			<u>1:29.871</u>	
3	33.357		38.611		21.791			1:33.759		7	<u>31.484</u>		37.683		22.269			1:31.436	
4	31.992		38.059		21.443			1:31.494		8									

34																			
lap	Sect-1	Speed	Sect-2	Speed	Sect-3	Speed	TopSpeed	laptime	pit	lap	Sect-1	Speed	Sect-2	Speed	Sect-3	Speed	Topspeed	laptime	pit
1	33.407		36.210		20.878			1:30.495		5	31.081		34.824		20.797			1:26.702	
2	31.505		35.417		21.363			1:28.285		6	31.106		<u>34.656</u>		20.878			<u>1:26.640</u>	
3	31.543		34.893		20.958			1:27.394		7	<u>30.850</u>		35.786		21.404			1:28.040	
4	31.141		35.115		<u>20.574</u>			1:26.830		8									

37																			
lap	Sect-1	Speed	Sect-2	Speed	Sect-3	Speed	TopSpeed	laptime	pit	lap	Sect-1	Speed	Sect-2	Speed	Sect-3	Speed	Topspeed	laptime	pit
1	36.718		40.066		23.398			1:40.182		5	32.449		38.758		21.700			1:32.907	
2	33.645		38.570		22.051			1:34.266		6	<u>32.229</u>		37.693		21.481			1:31.403	
3	33.786		38.844		22.051			1:34.681		7	32.301		<u>37.351</u>		<u>21.199</u>			<u>1:30.851</u>	
4	32.637		37.905		21.751			1:32.293		8									

40																			
lap	Sect-1	Speed	Sect-2	Speed	Sect-3	Speed	TopSpeed	laptime	pit	lap	Sect-1	Speed	Sect-2	Speed	Sect-3	Speed	Topspeed	laptime	pit
1	35.601		40.216		22.055			1:37.872		5	31.622		37.093		21.578			1:30.293	
2	33.512		37.346		21.914			1:32.772		6	32.105		36.631		21.276			1:30.012	
3	32.197		38.039		21.456			1:31.692		7	<u>31.209</u>		<u>36.091</u>		21.303			<u>1:28.603</u>	
4	32.159		36.719		<u>21.137</u>			1:30.015		8									

43																			
lap	Sect-1	Speed	Sect-2	Speed	Sect-3	Speed	TopSpeed	laptime	pit	lap	Sect-1	Speed	Sect-2	Speed	Sect-3	Speed	Topspeed	laptime	pit
1	36.338		38.835		22.055			1:37.228		5	32.705		37.023		21.918			1:31.646	
2	34.177		38.483		22.036			1:34.696		6	33.136		<u>36.690</u>		<u>21.573</u>			<u>1:31.399</u>	
3	34.453		37.275		26.777			1:38.505		7	<u>32.517</u>		37.004		21.917			1:31.438	
4	32.879		37.483		21.944			1:32.306		8									



Summer karting CUP 2026 Stage 2

Igora Drive

Race

9 June 2026

Laps and Sector Times - Heat A

46																			
lap	Sect-1	Speed	Sect-2	Speed	Sect-3	Speed	TopSpeed	laptime	pit	lap	Sect-1	Speed	Sect-2	Speed	Sect-3	Speed	Topspeed	laptime	pit
1	37.254		40.109		22.768			1:40.131		5	<u>32.682</u>		39.663		<u>21.544</u>			<u>1:33.889</u>	
2	33.394		38.411		22.683			1:34.488		6	34.539		<u>37.968</u>		21.876			1:34.383	
3	34.862		40.930		22.108			1:37.900		7	35.586		39.018		21.695			1:36.299	
4	33.199		40.834		22.572			1:36.605		8									

49																			
lap	Sect-1	Speed	Sect-2	Speed	Sect-3	Speed	TopSpeed	laptime	pit	lap	Sect-1	Speed	Sect-2	Speed	Sect-3	Speed	Topspeed	laptime	pit
1	35.211		39.240		23.903			1:38.354		5	32.132		37.843		21.210			1:31.185	
2	33.657		38.223		21.156			1:33.036		6	<u>31.720</u>		<u>35.703</u>		<u>21.035</u>			<u>1:28.458</u>	
3	33.894		36.832		21.258			1:31.984		7	32.173		36.198		21.197			1:29.568	
4	32.801		36.157		22.133			1:31.091		8									

52																			
lap	Sect-1	Speed	Sect-2	Speed	Sect-3	Speed	TopSpeed	laptime	pit	lap	Sect-1	Speed	Sect-2	Speed	Sect-3	Speed	Topspeed	laptime	pit
1	35.613		39.577		27.160			1:42.350		5	34.292		38.052		<u>21.351</u>			1:33.695	
2	34.119		41.788		22.068			1:37.975		6	34.008		<u>37.642</u>		22.553			1:34.203	
3	37.212		39.390		22.053			1:38.655		7	<u>33.686</u>		37.941		21.631			<u>1:33.258</u>	
4	35.039		38.548		21.994			1:35.581		8									

55																			
lap	Sect-1	Speed	Sect-2	Speed	Sect-3	Speed	TopSpeed	laptime	pit	lap	Sect-1	Speed	Sect-2	Speed	Sect-3	Speed	Topspeed	laptime	pit
1	35.639		39.765		23.029			1:38.433		5	32.271		36.564		21.489			1:30.324	
2	32.589		38.884		23.372			1:34.845		6	<u>31.889</u>		36.823		21.703			1:30.415	
3	32.820		37.635		21.839			1:32.294		7	31.983		<u>36.235</u>		<u>21.472</u>			<u>1:29.690</u>	
4	32.101		37.137		21.865			1:31.103		8									

58																			
lap	Sect-1	Speed	Sect-2	Speed	Sect-3	Speed	TopSpeed	laptime	pit	lap	Sect-1	Speed	Sect-2	Speed	Sect-3	Speed	Topspeed	laptime	pit
1	34.901		38.891		22.283			1:36.075		5	<u>32.013</u>		38.824		<u>21.365</u>			1:32.202	
2	33.358		37.623		21.816			1:32.797		6	32.110		<u>36.607</u>		22.650			<u>1:31.367</u>	
3	32.721		38.608		21.448			1:32.777		7	32.443		37.226		21.725			1:31.394	
4	32.327		37.556		22.012			1:31.895		8									

61																			
lap	Sect-1	Speed	Sect-2	Speed	Sect-3	Speed	TopSpeed	laptime	pit	lap	Sect-1	Speed	Sect-2	Speed	Sect-3	Speed	Topspeed	laptime	pit
1	35.803		39.507		23.106			1:38.416		5	33.316		38.574		21.702			1:33.592	
2	33.899		39.298		22.179			1:35.376		6	<u>32.531</u>		37.718		<u>21.578</u>			<u>1:31.827</u>	
3	32.972		38.496		22.597			1:34.065		7	33.299		<u>37.577</u>		21.673			1:32.549	
4	33.033		38.555		22.217			1:33.805		8									