

## Summer karting CUP 2026 Stage 1 Igora Drive

Final

19 May 2026

### Laps and Sector Times - Final B

10																			
lap	Sect-1	Speed	Sect-2	Speed	Sect-3	Speed	TopSpeed	laptime	pit	lap	Sect-1	Speed	Sect-2	Speed	Sect-3	Speed	Topspeed	laptime	pit
1	25.556		25.340		18.617			1:09.513		6	22.950		26.091		17.974			1:07.015	
2	23.743		25.413		17.685			1:06.841		7	22.656		<u>24.847</u>		17.648			<u>1:05.151</u>	
3	23.718		25.466		17.791			1:06.975		8	<u>22.613</u>		25.224		<u>17.566</u>			1:05.403	
4	22.903		25.495		17.804			1:06.202		9	23.252		26.303		17.726			1:07.281	
5	22.642		24.987		17.610			1:05.239		10									

15																			
lap	Sect-1	Speed	Sect-2	Speed	Sect-3	Speed	TopSpeed	laptime	pit	lap	Sect-1	Speed	Sect-2	Speed	Sect-3	Speed	Topspeed	laptime	pit
1	25.239		25.054		17.877			1:08.170		6	22.776		25.154		17.722			1:05.652	
2	23.991		25.073		17.862			1:06.926		7	<u>22.515</u>		25.491		18.137			1:06.143	
3	23.394		<u>24.792</u>		17.760			1:05.946		8	22.691		24.797		<u>17.682</u>			<u>1:05.170</u>	
4	22.696		25.093		18.027			1:05.816		9	23.789		24.888		17.883			1:06.560	
5	23.192		25.011		18.042			1:06.245		10									



16																			
lap	Sect-1	Speed	Sect-2	Speed	Sect-3	Speed	TopSpeed	laptime	pit	lap	Sect-1	Speed	Sect-2	Speed	Sect-3	Speed	Topspeed	laptime	pit
1	25.166		25.460		18.337			1:08.963		6	23.045		25.556		18.573			1:07.174	
2	23.457		25.560		18.299			1:07.316		7	22.943		25.593		18.581			1:07.117	
3	<u>22.900</u>		25.653		18.829			1:07.382		8	23.315		25.640		18.340			1:07.295	
4	23.009		25.444		18.296			<u>1:06.749</u>		9	23.572		25.488		<u>18.018</u>			1:07.078	
5	23.126		<u>25.433</u>		18.278			1:06.837		10									

18																			
lap	Sect-1	Speed	Sect-2	Speed	Sect-3	Speed	TopSpeed	laptime	pit	lap	Sect-1	Speed	Sect-2	Speed	Sect-3	Speed	Topspeed	laptime	pit
1	26.051		25.530		18.079			1:09.660		6	23.174		25.645		19.163			1:07.982	
2	23.186		25.396		17.984			1:06.566		7	23.550		<u>25.144</u>		<u>17.843</u>			1:06.537	
3	23.114		25.220		17.917			<u>1:06.251</u>		8	23.134		25.479		18.351			1:06.964	
4	<u>22.807</u>		25.242		18.618			1:06.667		9	23.626		25.365		17.895			1:06.886	
5	23.824		25.539		17.901			1:07.264		10									

22																			
lap	Sect-1	Speed	Sect-2	Speed	Sect-3	Speed	TopSpeed	laptime	pit	lap	Sect-1	Speed	Sect-2	Speed	Sect-3	Speed	Topspeed	laptime	pit
1	25.670		26.803		17.893			1:10.366		6	22.909		25.143		17.812			1:05.864	
2	23.840		26.362		17.929			1:08.131		7	<u>22.640</u>		25.077		<u>17.671</u>			<u>1:05.388</u>	
3	23.305		25.369		18.063			1:06.737		8	23.941		26.669		18.091			1:08.701	
4	23.203		25.487		18.035			1:06.725		9	22.672		<u>25.040</u>		18.163			1:05.875	
5	23.048		25.143		17.987			1:06.178		10									

23																			
lap	Sect-1	Speed	Sect-2	Speed	Sect-3	Speed	TopSpeed	laptime	pit	lap	Sect-1	Speed	Sect-2	Speed	Sect-3	Speed	Topspeed	laptime	pit
1	26.190		25.396		18.422			1:10.008		6	23.051		26.297		18.814			1:08.162	
2	23.077		25.339		18.339			1:06.755		7	22.662		25.090		<u>17.659</u>			<u>1:05.411</u>	
3	24.142		<u>24.997</u>		17.820			1:06.959		8	<u>22.543</u>		25.100		17.791			1:05.434	
4	22.810		25.301		17.931			1:06.042		9	22.641		25.820		17.819			1:06.280	
5	22.965		25.413		18.273			1:06.651		10									

25																			
lap	Sect-1	Speed	Sect-2	Speed	Sect-3	Speed	TopSpeed	laptime	pit	lap	Sect-1	Speed	Sect-2	Speed	Sect-3	Speed	Topspeed	laptime	pit
1	27.152		25.361		18.565			1:11.078		6	23.187		25.104		<u>17.883</u>			1:06.174	
2	23.246		25.345		17.941			1:06.532		7	22.768		25.343		17.958			1:06.069	
3	23.055		25.278		18.016			1:06.349		8	22.830		25.109		18.131			1:06.070	



## Summer karting CUP 2026 Stage 1 Igora Drive

Final

19 May 2026

### Laps and Sector Times - Final B

4	<u>22.635</u>	<u>25.099</u>	18.039	1:05.773	9	24.111	25.155	18.417	1:07.683
5	22.897	25.244	18.120	1:06.261	10				

27																			
lap	Sect-1	Speed	Sect-2	Speed	Sect-3	Speed	TopSpeed	laptime	pit	lap	Sect-1	Speed	Sect-2	Speed	Sect-3	Speed	Topspeed	laptime	pit
1	26.427		26.919		18.105			1:11.451		6	22.907		<u>25.191</u>		18.014			<u>1:06.112</u>	
2	24.460		26.111		18.417			1:08.988		7	22.894		25.542		18.263			1:06.699	
3	23.235		25.960		18.095			1:07.290		8	23.024		<u>25.851</u>		<u>17.993</u>			1:06.868	
4	<u>22.847</u>		25.319		18.073			1:06.239		9	23.101		26.559		18.376			1:08.036	
5	23.615		25.472		18.150			1:07.237		10									



30																			
lap	Sect-1	Speed	Sect-2	Speed	Sect-3	Speed	TopSpeed	laptime	pit	lap	Sect-1	Speed	Sect-2	Speed	Sect-3	Speed	Topspeed	laptime	pit
1	25.772		25.334		18.334			1:09.440		6	<u>22.728</u>		25.185		17.832			<u>1:05.745</u>	
2	22.841		25.295		18.069			1:06.205		7	23.699		<u>25.163</u>		<u>17.821</u>			1:06.683	
3	22.986		25.263		18.051			1:06.300		8	23.001		25.262		18.088			1:06.351	
4	22.955		25.431		18.015			1:06.401		9	23.360		25.294		17.846			1:06.500	
5	22.820		25.170		17.869			1:05.859		10									

32																			
lap	Sect-1	Speed	Sect-2	Speed	Sect-3	Speed	TopSpeed	laptime	pit	lap	Sect-1	Speed	Sect-2	Speed	Sect-3	Speed	Topspeed	laptime	pit
1	25.014		25.544		18.742			1:09.300		6	23.130		25.476		18.486			1:07.092	
2	<u>23.064</u>		<u>25.215</u>		18.084			<u>1:06.363</u>		7	23.077		25.439		18.429			1:06.945	
3	23.288		25.410		18.382			1:07.080		8	25.418		27.071		18.130			1:10.619	
4	23.516		25.321		18.214			1:07.051		9	23.217		25.529		18.522			1:07.268	
5	23.078		25.452		<u>17.927</u>			1:06.457		10									

34																			
lap	Sect-1	Speed	Sect-2	Speed	Sect-3	Speed	TopSpeed	laptime	pit	lap	Sect-1	Speed	Sect-2	Speed	Sect-3	Speed	Topspeed	laptime	pit
1	26.779		26.063		18.357			1:11.199		6	23.187		25.495		18.272			1:06.954	
2	24.742		26.307		18.440			1:09.489		7	23.626		25.998		<u>18.003</u>			1:07.627	
3	23.467		26.302		18.213			1:07.982		8	<u>23.142</u>		25.512		18.102			<u>1:06.756</u>	
4	23.234		25.584		18.314			1:07.132		9	23.243		26.960		18.268			1:08.471	
5	23.148		<u>25.494</u>		18.125			1:06.767		10									

35																			
lap	Sect-1	Speed	Sect-2	Speed	Sect-3	Speed	TopSpeed	laptime	pit	lap	Sect-1	Speed	Sect-2	Speed	Sect-3	Speed	Topspeed	laptime	pit
1	25.380		25.252		18.394			1:09.026		6	23.015		25.492		17.807			1:06.314	
2	23.841		25.178		17.735			1:06.754		7	22.901		25.071		17.806			1:05.778	
3	23.373		24.973		17.712			1:06.058		8	<u>22.733</u>		<u>24.870</u>		<u>17.662</u>			<u>1:05.265</u>	
4	22.749		25.044		17.937			1:05.730		9	23.480		25.835		17.877			1:07.192	
5	23.614		25.082		17.772			1:06.468		10									

36																			
lap	Sect-1	Speed	Sect-2	Speed	Sect-3	Speed	TopSpeed	laptime	pit	lap	Sect-1	Speed	Sect-2	Speed	Sect-3	Speed	Topspeed	laptime	pit
1	24.909		25.630		21.472			1:12.011		6	23.008		25.189		18.335			1:06.532	
2	23.909		<u>25.014</u>		17.975			1:06.898		7	23.089		25.510		18.056			1:06.655	
3	23.178		25.119		<u>17.765</u>			1:06.062		8	23.824		25.231		18.287			1:07.342	
4	22.760		25.021		17.949			<u>1:05.730</u>		9	23.109		25.144		17.968			1:06.221	
5	<u>22.611</u>		25.538		18.077			1:06.226		10									



## Summer karting CUP 2026 Stage 1 Igora Drive

Final

19 May 2026

### Laps and Sector Times - Final B

40																			
lap	Sect-1	Speed	Sect-2	Speed	Sect-3	Speed	TopSpeed	laptime	pit	lap	Sect-1	Speed	Sect-2	Speed	Sect-3	Speed	Topspeed	laptime	pit
1	25.587		25.547		18.296			1:09.430		6	23.661		<u>24.956</u>		17.904			1:06.521	
2	22.784		25.402		17.996			1:06.182		7	22.657		25.704		18.540			1:06.901	
3	23.627		25.093		17.758			1:06.478		8	22.610		24.990		<u>17.703</u>			<u>1:05.303</u>	
4	22.770		25.140		18.077			1:05.987		9	23.862		25.255		17.964			1:07.081	
5	<u>22.465</u>		25.088		17.959			1:05.512		10									

42																			
lap	Sect-1	Speed	Sect-2	Speed	Sect-3	Speed	TopSpeed	laptime	pit	lap	Sect-1	Speed	Sect-2	Speed	Sect-3	Speed	Topspeed	laptime	pit
1	24.922		25.470		17.980			1:08.372		6	22.914		25.400		17.934			<u>1:06.248</u>	
2	23.166		25.441		17.902			1:06.509		7	23.222		<u>25.151</u>		<u>17.889</u>			1:06.262	
3	23.478		25.435		17.979			1:06.892		8	23.184		25.463		18.222			1:06.869	
4	<u>22.710</u>		25.492		18.059			1:06.261		9	22.938		25.461		17.949			1:06.348	
5	23.143		25.511		17.898			1:06.552		10									



43																			
lap	Sect-1	Speed	Sect-2	Speed	Sect-3	Speed	TopSpeed	laptime	pit	lap	Sect-1	Speed	Sect-2	Speed	Sect-3	Speed	Topspeed	laptime	pit
1	24.734		25.518		<u>17.762</u>			1:08.014		6	22.998		25.238		17.848			1:06.084	
2	23.493		25.532		18.235			1:07.260		7	23.735		25.037		17.788			1:06.560	
3	23.399		25.286		18.137			1:06.822		8	23.264		25.368		18.435			1:07.067	
4	<u>22.979</u>		<u>24.891</u>		17.787			<u>1:05.657</u>		9	23.499		25.469		17.912			1:06.880	
5	23.288		25.515		17.831			1:06.634		10									

44																			
lap	Sect-1	Speed	Sect-2	Speed	Sect-3	Speed	TopSpeed	laptime	pit	lap	Sect-1	Speed	Sect-2	Speed	Sect-3	Speed	Topspeed	laptime	pit
1	25.253		25.518		18.524			1:09.295		6	23.131		25.821		17.865			1:06.817	
2	23.059		25.290		17.988			1:06.337		7	<u>22.607</u>		25.109		18.317			1:06.033	
3	23.278		25.100		17.796			1:06.174		8	22.929		25.379		<u>17.766</u>			1:06.074	
4	22.728		25.145		18.155			<u>1:06.028</u>		9	23.200		25.879		17.871			1:06.950	
5	23.090		<u>25.072</u>		17.990			1:06.152		10									

50																			
lap	Sect-1	Speed	Sect-2	Speed	Sect-3	Speed	TopSpeed	laptime	pit	lap	Sect-1	Speed	Sect-2	Speed	Sect-3	Speed	Topspeed	laptime	pit
1	26.325		25.347		18.370			1:10.042		6	22.830		25.280		18.482			1:06.592	
2	<u>22.749</u>		25.281		18.002			<u>1:06.032</u>		7	23.522		25.291		17.985			1:06.798	
3	23.525		<u>25.205</u>		<u>17.812</u>			1:06.542		8	24.428		25.272		18.238			1:07.938	
4	23.374		25.402		18.283			1:07.059		9	23.868		25.509		17.917			1:07.294	
5	22.935		25.578		18.412			1:06.925		10									

51																			
lap	Sect-1	Speed	Sect-2	Speed	Sect-3	Speed	TopSpeed	laptime	pit	lap	Sect-1	Speed	Sect-2	Speed	Sect-3	Speed	Topspeed	laptime	pit
1	25.924		27.072		18.268			1:11.264		6	<u>23.063</u>		25.582		<u>17.934</u>			1:06.579	
2	24.142		26.240		18.342			1:08.724		7	23.694		25.972		18.058			1:07.724	
3	23.435		25.859		18.280			1:07.574		8	23.121		25.654		17.954			1:06.729	
4	23.399		25.576		18.732			1:07.707		9	23.265		26.593		18.117			1:07.975	
5	23.103		<u>25.309</u>		18.044			<u>1:06.456</u>		10									

53																			
lap	Sect-1	Speed	Sect-2	Speed	Sect-3	Speed	TopSpeed	laptime	pit	lap	Sect-1	Speed	Sect-2	Speed	Sect-3	Speed	Topspeed	laptime	pit
1	25.978		25.484		18.500			1:09.962		6	22.868		<u>25.162</u>		<u>18.082</u>			<u>1:06.112</u>	
2	23.644		25.317		18.727			1:07.688		7	22.802		25.346		18.179			1:06.327	
3	23.732		25.417		18.160			1:07.309		8	23.218		25.368		18.745			1:07.331	



## Summer karting CUP 2026 Stage 1 Igora Drive

Final

19 May 2026

### Laps and Sector Times - Final B

4	<u>22.714</u>	25.243	18.170	1:06.127	9	23.570	25.792	18.330	1:07.692
5	22.838	25.312	18.116	1:06.266	10				

58																			
lap	Sect-1	Speed	Sect-2	Speed	Sect-3	Speed	TopSpeed	laptime	pit	lap	Sect-1	Speed	Sect-2	Speed	Sect-3	Speed	Topspeed	laptime	pit
1	25.962		25.652		18.219			1:09.833		6	22.924		25.367		<u>17.838</u>			<u>1:06.129</u>	
2	24.307		26.191		18.177			1:08.675		7	22.892		25.499		18.054			1:06.445	
3	23.042		25.432		17.937			1:06.411		8	24.115		27.228		18.045			1:09.388	
4	22.861		<u>25.304</u>		17.965			1:06.130		9	23.283		25.553		18.641			1:07.477	
5	<u>22.847</u>		25.342		17.960			1:06.149		10									

59																			
lap	Sect-1	Speed	Sect-2	Speed	Sect-3	Speed	TopSpeed	laptime	pit	lap	Sect-1	Speed	Sect-2	Speed	Sect-3	Speed	Topspeed	laptime	pit
1	25.921		26.577		<u>17.869</u>			1:10.367		6	22.723		<u>25.156</u>		17.940			<u>1:05.819</u>	
2	24.770		26.223		18.279			1:09.272		7	22.767		25.180		17.912			1:05.859	
3	23.005		25.432		18.016			1:06.453		8	22.941		27.151		18.068			1:08.160	
4	<u>22.723</u>		25.591		18.018			1:06.332		9	23.442		25.351		18.277			1:07.070	
5	23.131		25.341		18.229			1:06.701		10									

61																			
lap	Sect-1	Speed	Sect-2	Speed	Sect-3	Speed	TopSpeed	laptime	pit	lap	Sect-1	Speed	Sect-2	Speed	Sect-3	Speed	Topspeed	laptime	pit
1	27.088		25.612		18.349			1:11.049		6	23.182		25.450		18.194			1:06.826	
2	24.269		26.932		18.061			1:09.262		7	23.332		25.566		18.161			1:07.059	
3	23.223		<u>25.364</u>		18.061			<u>1:06.648</u>		8	23.196		25.668		18.162			1:07.026	
4	23.234		25.484		<u>18.029</u>			1:06.747		9	<u>23.100</u>		26.548		18.693			1:08.341	
5	23.843		25.472		18.102			1:07.417		10									

63																			
lap	Sect-1	Speed	Sect-2	Speed	Sect-3	Speed	TopSpeed	laptime	pit	lap	Sect-1	Speed	Sect-2	Speed	Sect-3	Speed	Topspeed	laptime	pit
1	25.747		<u>25.255</u>		18.365			1:09.367		6	22.930		25.402		18.019			1:06.351	
2	23.637		25.303		18.039			1:06.979		7	<u>22.918</u>		25.401		17.906			<u>1:06.225</u>	
3	23.842		25.384		<u>17.873</u>			1:07.099		8	23.208		25.445		18.042			1:06.695	
4	23.021		25.464		18.348			1:06.833		9	23.130		25.354		18.026			1:06.510	
5	23.032		25.456		17.909			1:06.397		10									

65																			
lap	Sect-1	Speed	Sect-2	Speed	Sect-3	Speed	TopSpeed	laptime	pit	lap	Sect-1	Speed	Sect-2	Speed	Sect-3	Speed	Topspeed	laptime	pit
1	25.215		26.068		19.228			1:10.511		6	23.087		25.481		18.295			1:06.863	
2	23.260		<u>25.344</u>		18.419			1:07.023		7	23.190		25.466		18.112			1:06.768	
3	23.885		25.368		18.162			1:07.415		8	23.377		25.424		18.136			1:06.937	
4	22.961		25.486		18.181			<u>1:06.628</u>		9	23.779		25.485		<u>18.021</u>			1:07.285	
5	<u>22.778</u>		25.560		18.460			1:06.798		10									