



Summer karting CUP 2026 Stage 1 Igora Drive

Final

19 May 2026

Laps and Sector Times - Final A

1																			
lap	Sect-1	Speed	Sect-2	Speed	Sect-3	Speed	TopSpeed	laptime	pit	lap	Sect-1	Speed	Sect-2	Speed	Sect-3	Speed	Topspeed	laptime	pit
1	25.079		25.413		18.557			1:09.049		6	22.892		25.279		17.969			1:06.140	
2	23.449		25.310		18.203			1:06.962		7	23.326		25.847		17.848			1:07.021	
3	23.309		25.998		18.373			1:07.680		8	<u>22.821</u>		25.360		<u>17.846</u>			1:06.027	
4	22.872		25.675		18.098			1:06.645		9	23.012		25.318		18.088			1:06.418	
5	23.234		25.395		18.077			1:06.706		10	22.872		<u>25.190</u>		17.889			<u>1:05.951</u>	

2																			
lap	Sect-1	Speed	Sect-2	Speed	Sect-3	Speed	TopSpeed	laptime	pit	lap	Sect-1	Speed	Sect-2	Speed	Sect-3	Speed	Topspeed	laptime	pit
1	25.116		25.292		18.175			1:08.583		6	<u>22.626</u>		25.260		17.786			1:05.672	
2	23.416		25.961		17.830			1:07.207		7	24.428		25.322		17.746			1:07.496	
3	23.041		25.226		18.535			1:06.802		8	22.687		25.262		<u>17.666</u>			<u>1:05.615</u>	
4	22.847		25.196		17.792			1:05.835		9	22.714		25.238		17.736			1:05.688	
5	23.656		25.304		17.757			1:06.717		10	22.748		<u>25.191</u>		17.835			1:05.774	



3																			
lap	Sect-1	Speed	Sect-2	Speed	Sect-3	Speed	TopSpeed	laptime	pit	lap	Sect-1	Speed	Sect-2	Speed	Sect-3	Speed	Topspeed	laptime	pit
1	25.719		25.449		18.418			1:09.586		6	22.643		25.090		17.850			<u>1:05.583</u>	
2	22.986		25.474		17.988			1:06.448		7	<u>22.571</u>		25.125		17.915			1:05.611	
3	22.929		<u>24.960</u>		17.908			1:05.797		8	22.749		25.463		<u>17.821</u>			1:06.033	
4	23.997		24.962		18.093			1:07.052		9	22.639		25.099		17.915			1:05.653	
5	22.959		25.131		17.887			1:05.977		10	22.675		25.159		17.918			1:05.752	

4																			
lap	Sect-1	Speed	Sect-2	Speed	Sect-3	Speed	TopSpeed	laptime	pit	lap	Sect-1	Speed	Sect-2	Speed	Sect-3	Speed	Topspeed	laptime	pit
1	26.478		24.908		17.867			1:09.253		6	22.441		24.809		17.758			<u>1:05.008</u>	
2	22.653		24.946		17.912			1:05.511		7	22.499		24.843		17.804			1:05.146	
3	23.860		24.841		17.787			1:06.488		8	22.528		24.830		17.777			1:05.135	
4	22.513		<u>24.789</u>		17.812			1:05.114		9	22.445		24.823		17.787			1:05.055	
5	22.496		24.811		<u>17.747</u>			1:05.054		10	<u>22.432</u>		24.844		17.777			1:05.053	

5																			
lap	Sect-1	Speed	Sect-2	Speed	Sect-3	Speed	TopSpeed	laptime	pit	lap	Sect-1	Speed	Sect-2	Speed	Sect-3	Speed	Topspeed	laptime	pit
1	25.927		24.988		17.865			1:08.780		6	22.638		24.846		17.670			1:05.154	
2	22.506		24.991		17.703			1:05.200		7	22.511		24.840		17.642			1:04.993	
3	24.146		24.874		17.745			1:06.765		8	22.544		<u>24.801</u>		17.715			1:05.060	
4	22.501		24.850		17.644			1:04.995		9	22.516		24.830		17.680			1:05.026	
5	<u>22.459</u>		24.894		17.807			1:05.160		10	22.538		24.859		<u>17.581</u>			<u>1:04.978</u>	

6																			
lap	Sect-1	Speed	Sect-2	Speed	Sect-3	Speed	TopSpeed	laptime	pit	lap	Sect-1	Speed	Sect-2	Speed	Sect-3	Speed	Topspeed	laptime	pit
1	25.402		25.263		17.900			1:08.565		6	23.308		25.144		17.734			1:06.186	
2	23.541		25.201		18.061			1:06.803		7	<u>22.667</u>		25.135		17.761			<u>1:05.563</u>	
3	23.146		25.162		17.782			1:06.090		8	22.873		25.136		17.783			1:05.792	
4	23.005		25.086		19.945			1:08.036		9	22.896		25.096		<u>17.716</u>			1:05.708	
5	23.091		<u>25.073</u>		17.756			1:05.920		10	22.821		25.158		17.807			1:05.786	

7																			
lap	Sect-1	Speed	Sect-2	Speed	Sect-3	Speed	TopSpeed	laptime	pit	lap	Sect-1	Speed	Sect-2	Speed	Sect-3	Speed	Topspeed	laptime	pit
1	25.456		25.409		18.543			1:09.408		6	<u>22.492</u>		<u>24.973</u>		17.922			<u>1:05.387</u>	
2	22.969		25.109		17.967			1:06.045		7	22.519		25.106		17.943			1:05.568	
3	22.738		25.019		17.985			1:05.742		8	22.589		25.009		17.973			1:05.571	



Summer karting CUP 2026 Stage 1 Igora Drive

Final

19 May 2026

Laps and Sector Times - Final A

4	22.622	25.087	18.023	1:05.732	9	22.697	24.973	17.931	1:05.601
5	22.726	25.035	18.298	1:06.059	10	22.681	25.180	<u>17.903</u>	1:05.764

8																			
lap	Sect-1	Speed	Sect-2	Speed	Sect-3	Speed	TopSpeed	laptime	pit	lap	Sect-1	Speed	Sect-2	Speed	Sect-3	Speed	Topspeed	laptime	pit
1	24.918		25.128		18.536			1:08.582		6	23.031		24.964		17.755			1:05.750	
2	24.158		24.917		<u>17.672</u>			1:06.747		7	22.324		24.878		17.787			<u>1:04.989</u>	
3	22.754		25.211		17.901			1:05.866		8	22.650		24.983		17.729			1:05.362	
4	22.635		24.885		18.033			1:05.553		9	<u>22.290</u>		25.008		17.844			1:05.142	
5	23.993		<u>24.875</u>		17.678			1:06.546		10	22.459		24.886		17.776			1:05.121	



9																			
lap	Sect-1	Speed	Sect-2	Speed	Sect-3	Speed	TopSpeed	laptime	pit	lap	Sect-1	Speed	Sect-2	Speed	Sect-3	Speed	Topspeed	laptime	pit
1	25.295		25.291		17.973			1:08.559		6	23.515		25.232		17.934			1:06.681	
2	24.323		25.165		18.484			1:07.972		7	22.872		25.190		18.039			1:06.101	
3	22.743		26.094		18.082			1:06.919		8	22.862		25.751		18.204			1:06.817	
4	22.926		<u>25.126</u>		17.990			1:06.042		9	23.105		25.325		18.661			1:07.091	
5	<u>22.726</u>		25.242		17.988			<u>1:05.956</u>		10	23.118		25.153		<u>17.858</u>			1:06.129	

11																			
lap	Sect-1	Speed	Sect-2	Speed	Sect-3	Speed	TopSpeed	laptime	pit	lap	Sect-1	Speed	Sect-2	Speed	Sect-3	Speed	Topspeed	laptime	pit
1	24.941		25.058		17.963			1:07.962		6	22.947		24.977		18.542			1:06.466	
2	22.996		25.012		17.704			1:05.712		7	23.054		24.972		17.739			1:05.765	
3	23.020		25.199		17.863			1:06.082		8	22.814		24.944		17.686			1:05.444	
4	22.971		<u>24.928</u>		17.840			1:05.739		9	22.685		25.013		17.827			1:05.525	
5	23.636		24.988		17.833			1:06.457		10	<u>22.667</u>		25.069		<u>17.655</u>			<u>1:05.391</u>	

12																			
lap	Sect-1	Speed	Sect-2	Speed	Sect-3	Speed	TopSpeed	laptime	pit	lap	Sect-1	Speed	Sect-2	Speed	Sect-3	Speed	Topspeed	laptime	pit
1	25.125		25.897		18.167			1:09.189		6	22.782		25.176		18.436			1:06.394	
2	23.412		27.986		18.619			1:10.017		7	23.118		25.223		17.955			1:06.296	
3	23.491		25.077		<u>17.898</u>			1:06.466		8	22.872		25.327		18.088			1:06.287	
4	<u>22.609</u>		<u>25.025</u>		17.914			<u>1:05.548</u>		9	22.887		25.157		17.978			1:06.022	
5	22.857		25.218		17.923			1:05.998		10	22.625		25.157		17.928			1:05.710	

13																			
lap	Sect-1	Speed	Sect-2	Speed	Sect-3	Speed	TopSpeed	laptime	pit	lap	Sect-1	Speed	Sect-2	Speed	Sect-3	Speed	Topspeed	laptime	pit
1	25.594		25.711		18.421			1:09.726		6	23.162		25.344		18.768			1:07.274	
2	23.822		25.524		17.939			1:07.285		7	23.714		25.342		17.905			1:06.961	
3	23.042		25.292		18.401			1:06.735		8	<u>22.906</u>		<u>25.287</u>		17.910			<u>1:06.103</u>	
4	23.111		25.387		<u>17.902</u>			1:06.400		9	23.019		25.391		18.001			1:06.411	
5	23.110		25.466		18.801			1:07.377		10	23.117		25.354		18.125			1:06.596	

14																			
lap	Sect-1	Speed	Sect-2	Speed	Sect-3	Speed	TopSpeed	laptime	pit	lap	Sect-1	Speed	Sect-2	Speed	Sect-3	Speed	Topspeed	laptime	pit
1	25.459		25.378		17.918			1:08.755		6	22.625		24.950		17.738			<u>1:05.313</u>	
2	23.182		26.461		17.949			1:07.592		7	23.150		25.010		<u>17.649</u>			1:05.809	
3	23.089		24.920		17.875			1:05.884		8	<u>22.512</u>		25.275		18.684			1:06.471	
4	23.310		25.795		18.164			1:07.269		9	23.206		25.231		17.966			1:06.403	
5	22.810		<u>24.860</u>		17.965			1:05.635		10	22.737		25.074		17.895			1:05.706	



Summer karting CUP 2026 Stage 1 Igora Drive

Final

19 May 2026

Laps and Sector Times - Final A

17																				
lap	Sect-1	Speed	Sect-2	Speed	Sect-3	Speed	TopSpeed	laptime	pit	lap	Sect-1	Speed	Sect-2	Speed	Sect-3	Speed	Topspeed	laptime	pit	
1	25.167		<u>25.453</u>		18.499			1:09.119		6	22.967		25.480		18.046				1:06.493	
2	23.668		25.740		18.295			1:07.703		7	23.146		25.517		18.627				1:07.290	
3	<u>22.851</u>		25.512		18.649			1:07.012		8	23.539		25.685		18.312				1:07.536	
4	23.503		25.712		19.045			1:08.260		9	22.972		25.500		18.018				1:06.490	
5	23.469		25.567		18.128			1:07.164		10	22.860		25.496		<u>17.970</u>				<u>1:06.326</u>	

19																				
lap	Sect-1	Speed	Sect-2	Speed	Sect-3	Speed	TopSpeed	laptime	pit	lap	Sect-1	Speed	Sect-2	Speed	Sect-3	Speed	Topspeed	laptime	pit	
1	25.584		25.110		17.866			1:08.560		6	22.309		24.801		17.681				1:04.791	
2	22.931		25.564		17.690			1:06.185		7	22.327		<u>24.747</u>		17.699				1:04.773	
3	22.522		25.034		17.830			1:05.386		8	22.305		24.781		17.716				1:04.802	
4	23.139		24.846		17.740			1:05.725		9	<u>22.294</u>		24.817		17.669				1:04.780	
5	22.530		25.088		17.856			1:05.474		10	22.321		24.772		<u>17.648</u>				<u>1:04.741</u>	



21																				
lap	Sect-1	Speed	Sect-2	Speed	Sect-3	Speed	TopSpeed	laptime	pit	lap	Sect-1	Speed	Sect-2	Speed	Sect-3	Speed	Topspeed	laptime	pit	
1	25.490		25.620		17.965			1:09.075		6	22.686		24.979		17.595				1:05.260	
2	23.782		25.357		17.723			1:06.862		7	23.449		25.322		17.745				1:06.516	
3	22.487		25.526		17.705			1:05.718		8	22.495		<u>24.875</u>		17.735				<u>1:05.105</u>	
4	22.939		25.250		18.139			1:06.328		9	<u>22.452</u>		24.934		18.579				1:05.965	
5	22.618		24.968		<u>17.579</u>			1:05.165		10	22.566		25.076		18.167				1:05.809	

24																				
lap	Sect-1	Speed	Sect-2	Speed	Sect-3	Speed	TopSpeed	laptime	pit	lap	Sect-1	Speed	Sect-2	Speed	Sect-3	Speed	Topspeed	laptime	pit	
1	25.949		24.930		18.030			1:08.909		6	22.562		24.838		17.589				<u>1:04.989</u>	
2	29.077		25.571		17.788			1:12.436		7	23.224		25.196		17.537				1:05.957	
3	22.819		25.820		17.597			1:06.236		8	<u>22.531</u>		25.147		17.931				1:05.609	
4	22.573		25.384		18.150			1:06.107		9	22.596		24.982		17.631				1:05.209	
5	22.881		24.867		18.186			1:05.934		10	22.714		<u>24.810</u>		<u>17.536</u>				1:05.060	

29																				
lap	Sect-1	Speed	Sect-2	Speed	Sect-3	Speed	TopSpeed	laptime	pit	lap	Sect-1	Speed	Sect-2	Speed	Sect-3	Speed	Topspeed	laptime	pit	
1	25.452		25.807		17.768			1:09.027		6	22.523		<u>25.019</u>		17.562				<u>1:05.104</u>	
2	23.471		25.399		17.739			1:06.609		7	23.858		25.250		17.660				1:06.768	
3	22.625		25.387		17.634			1:05.646		8	22.681		25.374		<u>17.530</u>				1:05.585	
4	22.689		25.173		17.758			1:05.620		9	<u>22.474</u>		25.091		17.841				1:05.406	
5	22.665		25.085		17.625			1:05.375		10	22.677		25.177		18.291				1:06.145	

31																				
lap	Sect-1	Speed	Sect-2	Speed	Sect-3	Speed	TopSpeed	laptime	pit	lap	Sect-1	Speed	Sect-2	Speed	Sect-3	Speed	Topspeed	laptime	pit	
1	25.274		25.150		18.074			1:08.498		6	<u>22.489</u>		25.105		17.657				<u>1:05.251</u>	
2	23.509		25.109		18.046			1:06.664		7	22.839		<u>25.093</u>		17.732				1:05.664	
3	22.712		25.326		17.763			1:05.801		8	22.530		25.187		17.794				1:05.511	
4	22.708		25.114		18.639			1:06.461		9	22.622		25.448		17.871				1:05.941	
5	22.813		25.158		<u>17.622</u>			1:05.593		10	22.591		25.240		18.609				1:06.440	

33																				
lap	Sect-1	Speed	Sect-2	Speed	Sect-3	Speed	TopSpeed	laptime	pit	lap	Sect-1	Speed	Sect-2	Speed	Sect-3	Speed	Topspeed	laptime	pit	
1	26.126		26.397		<u>17.914</u>			1:10.437		6	<u>22.920</u>		25.300		18.003				1:06.223	
2	24.014		25.649		18.193			1:07.856		7	23.020		25.577		18.556				1:07.153	
3	23.718		<u>25.179</u>		18.023			1:06.920		8	23.208		25.319		18.098				1:06.625	



Summer karting CUP 2026 Stage 1 Igora Drive

Final

19 May 2026

Laps and Sector Times - Final A

4	22.955	25.223	17.963		<u>1:06.141</u>	9	23.058	25.451	18.109		1:06.618
5	22.957	25.434	18.035		1:06.426	10	23.107	25.329	18.011		1:06.447

37																			
lap	Sect-1	Speed	Sect-2	Speed	Sect-3	Speed	TopSpeed	laptime	pit	lap	Sect-1	Speed	Sect-2	Speed	Sect-3	Speed	Topspeed	laptime	pit
1	26.083		25.639		18.126			1:09.848		6	24.085		25.252		17.915			1:07.252	
2	24.279		25.452		19.097			1:08.828		7	23.001		25.349		18.005			1:06.355	
3	24.279		25.500		17.925			1:07.704		8	23.046		25.548		18.040			1:06.634	
4	<u>22.964</u>		<u>25.190</u>		17.904			<u>1:06.058</u>		9	23.514		25.476		18.210			1:07.200	
5	23.064		25.338		<u>17.889</u>			1:06.291		10	23.012		25.562		17.940			1:06.514	

40																			
lap	Sect-1	Speed	Sect-2	Speed	Sect-3	Speed	TopSpeed	laptime	pit	lap	Sect-1	Speed	Sect-2	Speed	Sect-3	Speed	Topspeed	laptime	pit
1	25.536		26.626		18.029			1:10.191		6	23.278		25.394		17.956			1:06.628	
2	23.730		25.834		18.205			1:07.769		7	<u>22.969</u>		25.405		17.932			1:06.306	
3	23.917		25.494		17.799			1:07.210		8	23.267		25.751		17.929			1:06.947	
4	23.013		<u>25.393</u>		<u>17.756</u>			<u>1:06.162</u>		9	22.982		25.505		17.830			1:06.317	
5	23.125		25.404		17.810			1:06.339		10	23.057		25.422		17.854			1:06.333	

52																			
lap	Sect-1	Speed	Sect-2	Speed	Sect-3	Speed	TopSpeed	laptime	pit	lap	Sect-1	Speed	Sect-2	Speed	Sect-3	Speed	Topspeed	laptime	pit
1	25.496		25.517		18.415			1:09.428		6	23.101		25.422		17.997			1:06.520	
2	25.353		25.978		18.113			1:09.444		7	<u>22.898</u>		25.397		18.086			1:06.381	
3	24.861		25.361		<u>17.984</u>			1:08.206		8	23.019		25.548		18.071			1:06.638	
4	23.047		25.342		18.043			1:06.432		9	23.361		25.576		18.247			1:07.184	
5	22.927		<u>25.286</u>		18.086			<u>1:06.299</u>		10	22.917		25.602		18.042			1:06.561	

54																			
lap	Sect-1	Speed	Sect-2	Speed	Sect-3	Speed	TopSpeed	laptime	pit	lap	Sect-1	Speed	Sect-2	Speed	Sect-3	Speed	Topspeed	laptime	pit
1	25.011		25.319		17.985			1:08.315		6	23.162		25.331		17.961			1:06.454	
2	23.745		25.825		17.884			1:07.454		7	23.361		25.289		17.817			1:06.467	
3	23.544		26.106		17.751			1:07.401		8	22.787		25.373		17.960			1:06.120	
4	22.895		25.226		18.014			1:06.135		9	23.040		25.293		17.816			1:06.149	
5	23.155		<u>25.149</u>		18.175			1:06.479		10	<u>22.738</u>		25.392		<u>17.744</u>			<u>1:05.874</u>	

56																			
lap	Sect-1	Speed	Sect-2	Speed	Sect-3	Speed	TopSpeed	laptime	pit	lap	Sect-1	Speed	Sect-2	Speed	Sect-3	Speed	Topspeed	laptime	pit
1	25.743		26.536		18.131			1:10.410		6	23.525		25.436		17.856			1:06.817	
2	23.683		25.824		18.143			1:07.650		7	23.216		25.440		17.926			1:06.582	
3	23.900		<u>25.353</u>		18.015			1:07.268		8	23.083		25.705		18.147			1:06.935	
4	<u>22.824</u>		25.433		17.955			<u>1:06.212</u>		9	23.083		25.551		<u>17.787</u>			1:06.421	
5	22.939		25.481		17.942			1:06.362		10	23.036		25.509		17.815			1:06.360	