



24H Karting Endurance Challenge 2026

Igora Drive

Qualifying

27 - 28 June 2026

Laps and Sector Times - Endurance

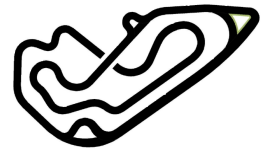
Igora - 1206mtr.

| 1 Gorbachev Team | | | | | | | | | | | | | | | | | | | |
|------------------|---------|-------|--------|-------|--------|-------|----------|---------------------|-----|-----|---------------|-------|---------------|-------|---------------|-------|----------|-----------------|-----|
| lap | Sect-1 | Speed | Sect-2 | Speed | Sect-3 | Speed | TopSpeed | laptime | pit | lap | Sect-1 | Speed | Sect-2 | Speed | Sect-3 | Speed | Topspeed | laptime | pit |
| 1 | Pit Out | | 27.452 | | 21.930 | | | 1:08.077 | | 11 | 22.519 | | 24.751 | | 20.821 | | | 1:08.091 | |
| 2 | 24.257 | | 25.694 | | 22.382 | | | 1:12.333 | | 12 | 24.390 | | 25.102 | | 20.827 | | | 1:10.319 | |
| 3 | 24.491 | | 25.580 | | 21.557 | | | 1:11.628 | | 13 | 22.563 | | <u>24.587</u> | | 20.704 | | | <u>1:07.854</u> | |
| 4 | 23.447 | | 25.354 | | 21.316 | | | 1:10.117 | | 14 | 22.474 | | 24.686 | | 20.778 | | | 1:07.938 | |
| 5 | 23.038 | | 25.087 | | 20.957 | | | 1:09.082 | | 15 | 22.455 | | 24.878 | | <u>20.631</u> | | | 1:07.964 | |
| 6 | 22.933 | | 24.942 | | 21.123 | | | 1:08.998 | | 16 | 22.401 | | 24.731 | | 21.450 | | | 1:08.582 | |
| 7 | 22.722 | | 25.105 | | 20.955 | | | 1:08.782 | | 17 | 22.593 | | 24.714 | | 20.797 | | | 1:08.104 | |
| 8 | 22.862 | | 24.771 | | 20.846 | | | 1:08.479 | | 18 | <u>22.336</u> | | 24.686 | | 20.843 | | | 1:07.865 | |
| 9 | 22.651 | | 24.800 | | 20.868 | | | 1:08.319 | | 19 | 22.446 | | 24.690 | | 20.733 | | | 1:07.869 | |
| 10 | 22.615 | | 24.745 | | 21.015 | | | 1:08.375 | | 20 | | | | | | | | | |

| 2 JeT Team | | | | | | | | | | | | | | | | | | | |
|------------|---------|-------|--------|-------|--------|-------|----------|----------|-----|-----|---------------|-------|---------------|-------|---------------|-------|----------|---------------------|-----|
| lap | Sect-1 | Speed | Sect-2 | Speed | Sect-3 | Speed | TopSpeed | laptime | pit | lap | Sect-1 | Speed | Sect-2 | Speed | Sect-3 | Speed | Topspeed | laptime | pit |
| 1 | Pit Out | | 28.176 | | 22.168 | | | 1:10.031 | | 11 | 22.840 | | 24.958 | | 21.029 | | | 1:08.827 | |
| 2 | 24.908 | | 26.272 | | 21.803 | | | 1:12.983 | | 12 | 22.781 | | 25.183 | | 20.942 | | | 1:08.906 | |
| 3 | 23.940 | | 25.778 | | 21.501 | | | 1:11.219 | | 13 | 22.883 | | 25.054 | | 21.143 | | | 1:09.080 | D |
| 4 | 23.453 | | 25.656 | | 21.458 | | | 1:10.567 | | 14 | 22.660 | | 25.094 | | 20.943 | | | 1:08.697 | |
| 5 | 23.242 | | 25.136 | | 21.189 | | | 1:09.567 | | 15 | 22.678 | | 25.092 | | 21.329 | | | 1:09.099 | |
| 6 | 22.994 | | 25.183 | | 21.052 | | | 1:09.229 | | 16 | <u>22.606</u> | | 25.025 | | 21.028 | | | <u>1:08.659</u> | |
| 7 | 22.851 | | 25.076 | | 21.720 | | | 1:09.647 | | 17 | 22.796 | | 25.008 | | 21.032 | | | 1:08.836 | |
| 8 | 22.806 | | 25.306 | | 21.603 | | | 1:09.715 | | 18 | 22.779 | | 25.085 | | 21.141 | | | 1:09.005 | |
| 9 | 22.914 | | 25.037 | | 20.962 | | | 1:08.913 | | 19 | 22.884 | | <u>24.946</u> | | <u>20.920</u> | | | 1:08.750 | |
| 10 | 22.714 | | 25.068 | | 20.999 | | | 1:08.781 | | 20 | | | | | | | | | |

| 3 I BUYPOWER | | | | | | | | | | | | | | | | | | | |
|--------------|---------|-------|---------------|-------|---------------|-------|----------|----------|-----|-----|---------------|-------|--------|-------|--------|-------|----------|---------------------|-----|
| lap | Sect-1 | Speed | Sect-2 | Speed | Sect-3 | Speed | TopSpeed | laptime | pit | lap | Sect-1 | Speed | Sect-2 | Speed | Sect-3 | Speed | Topspeed | laptime | pit |
| 1 | Pit Out | | 27.736 | | 22.422 | | | 1:10.803 | | 10 | 23.106 | | 25.107 | | 21.039 | | | 1:09.252 | |
| 2 | 24.204 | | 26.067 | | 21.493 | | | 1:11.764 | | 11 | <u>22.699</u> | | 25.102 | | 21.026 | | | <u>1:08.827</u> | |
| 3 | 23.740 | | 25.674 | | 21.702 | | | 1:11.116 | | 12 | 22.778 | | 25.125 | | Pit In | | | 2:04.087 | |
| 4 | 23.292 | | 25.483 | | 21.274 | | | 1:10.049 | | 13 | Pit Out | | 27.182 | | 21.150 | | | 1:07.450 | |
| 5 | 23.421 | | 25.394 | | 21.481 | | | 1:10.296 | | 14 | 23.162 | | 25.432 | | 21.252 | | | 1:09.846 | |
| 6 | 24.068 | | 25.177 | | 21.167 | | | 1:10.412 | | 15 | 22.951 | | 25.319 | | 21.138 | | | 1:09.408 | |
| 7 | 22.970 | | 25.730 | | 21.300 | | | 1:10.000 | | 16 | 22.879 | | 25.152 | | 21.176 | | | 1:09.207 | |
| 8 | 22.814 | | <u>25.093</u> | | 21.284 | | | 1:09.191 | | 17 | 22.905 | | 25.280 | | 21.098 | | | 1:09.283 | D |
| 9 | 23.348 | | 25.125 | | <u>20.958</u> | | | 1:09.431 | | 18 | 22.715 | | 25.146 | | 20.991 | | | 1:08.852 | |

| 4 AET TEAM | | | | | | | | | | | | | | | | | | | |
|------------|---------|-------|---------------|-------|--------|-------|----------|----------|-----|-----|---------------|-------|--------|-------|---------------|-------|----------|-----------------|-----|
| lap | Sect-1 | Speed | Sect-2 | Speed | Sect-3 | Speed | TopSpeed | laptime | pit | lap | Sect-1 | Speed | Sect-2 | Speed | Sect-3 | Speed | Topspeed | laptime | pit |
| 1 | Pit Out | | 27.004 | | 21.621 | | | 1:07.366 | | 11 | 23.719 | | 25.226 | | 21.258 | | | 1:10.203 | |
| 2 | 24.220 | | 25.636 | | 21.552 | | | 1:11.408 | | 12 | 22.521 | | 24.946 | | 20.979 | | | 1:08.446 | |
| 3 | 23.790 | | 25.333 | | 21.200 | | | 1:10.323 | | 13 | <u>22.461</u> | | 24.964 | | <u>20.818</u> | | | <u>1:08.243</u> | |
| 4 | 23.211 | | 25.417 | | 21.830 | | | 1:10.458 | | 14 | 22.670 | | 25.017 | | 20.823 | | | 1:08.510 | |
| 5 | 23.003 | | 25.902 | | 21.765 | | | 1:10.670 | | 15 | 22.618 | | 24.969 | | 20.830 | | | 1:08.417 | |
| 6 | 22.833 | | 25.324 | | 20.996 | | | 1:09.153 | | 16 | 22.535 | | 24.970 | | 21.235 | | | 1:08.740 | |
| 7 | 23.065 | | 25.002 | | 21.073 | | | 1:09.140 | | 17 | 22.746 | | 31.373 | | 22.830 | | | 1:16.949 | |
| 8 | 22.756 | | 24.988 | | 20.899 | | | 1:08.643 | | 18 | 22.535 | | 24.931 | | 21.044 | | | 1:08.510 | |
| 9 | 22.736 | | 25.012 | | 21.326 | | | 1:09.074 | | 19 | 22.721 | | 25.035 | | 22.407 | | | 1:10.163 | |
| 10 | 22.554 | | <u>24.894</u> | | 20.863 | | | 1:08.311 | | 20 | | | | | | | | | |



24H Karting Endurance Challenge 2026

Igora Drive

Qualifying

27 - 28 June 2026

Laps and Sector Times - Endurance



Igora - 1206mtr.

| 5 | | Skuff Racing Team | | | | | | | | | | | | | | | | | |
|-----|---------|-------------------|---------------|-------|--------|-------|----------|-----------------|-----|-----|---------------|-------|--------|-------|---------------|-------|----------|----------|-----|
| lap | Sect-1 | Speed | Sect-2 | Speed | Sect-3 | Speed | TopSpeed | laptime | pit | lap | Sect-1 | Speed | Sect-2 | Speed | Sect-3 | Speed | Topspeed | laptime | pit |
| 1 | Pit Out | | 27.451 | | 23.747 | | | 1:11.458 | | 9 | 22.923 | | 25.361 | | 21.477 | | | 1:09.761 | |
| 2 | 25.622 | | 26.949 | | 22.784 | | | 1:15.355 | | 10 | 29.764 | | 26.334 | | <u>21.276</u> | | | 1:17.374 | |
| 3 | 24.051 | | 26.230 | | 21.738 | | | 1:12.019 | | 11 | <u>22.892</u> | | 25.240 | | 21.944 | | | 1:10.076 | |
| 4 | 23.517 | | 25.628 | | 21.423 | | | 1:10.568 | | 12 | 23.942 | | 25.600 | | Pit In | | | 2:19.995 | |
| 5 | 23.356 | | 25.502 | | 21.552 | | | 1:10.410 | | 13 | Pit Out | | 26.083 | | Pit In | | | 2:05.984 | |
| 6 | 23.627 | | 27.879 | | 21.504 | | | 1:13.010 | | 14 | Pit Out | | 28.820 | | 21.554 | | | 1:07.557 | |
| 7 | 23.327 | | 27.208 | | 21.400 | | | 1:11.935 | | 15 | 23.227 | | 26.005 | | Pit In | | | 2:03.495 | |
| 8 | 23.091 | | <u>25.113</u> | | 21.427 | | | <u>1:09.631</u> | | 16 | Pit Out | | 25.426 | | 21.457 | | | 1:04.071 | |

| 6 | | NRG IGORA DRIVE | | | | | | | | | | | | | | | | | |
|-----|---------|-----------------|--------|-------|--------|-------|----------|----------|-----|-----|---------------|-------|---------------|-------|---------------|-------|----------|-----------------|-----|
| lap | Sect-1 | Speed | Sect-2 | Speed | Sect-3 | Speed | TopSpeed | laptime | pit | lap | Sect-1 | Speed | Sect-2 | Speed | Sect-3 | Speed | Topspeed | laptime | pit |
| 1 | Pit Out | | 26.655 | | 22.838 | | | 1:08.192 | | 11 | 22.536 | | 24.739 | | <u>20.667</u> | | | 1:07.942 | |
| 2 | 24.074 | | 25.539 | | 21.230 | | | 1:10.843 | | 12 | 22.641 | | 24.843 | | 20.749 | | | 1:08.233 | |
| 3 | 23.550 | | 25.173 | | 20.957 | | | 1:09.680 | | 13 | 22.528 | | 24.815 | | 20.677 | | | 1:08.020 | |
| 4 | 23.059 | | 24.868 | | 21.205 | | | 1:09.132 | | 14 | 22.424 | | 24.649 | | 21.395 | | | 1:08.468 | |
| 5 | 22.926 | | 25.040 | | 20.795 | | | 1:08.761 | | 15 | 22.384 | | 24.705 | | 20.700 | | | 1:07.789 | |
| 6 | 22.768 | | 25.129 | | 21.006 | | | 1:08.903 | | 16 | 22.448 | | 24.648 | | 20.778 | | | 1:07.874 | |
| 7 | 22.641 | | 24.800 | | 20.711 | | | 1:08.152 | | 17 | 22.434 | | 24.620 | | 20.831 | | | 1:07.885 | |
| 8 | 22.588 | | 24.735 | | 20.952 | | | 1:08.275 | | 18 | <u>22.349</u> | | <u>24.572</u> | | 20.685 | | | <u>1:07.606</u> | |
| 9 | 22.595 | | 24.817 | | 20.774 | | | 1:08.186 | | 19 | 22.476 | | 24.674 | | 20.815 | | | 1:07.965 | |
| 10 | 22.557 | | 24.785 | | 20.835 | | | 1:08.177 | | 20 | | | | | | | | | |

| 7 | | hoba | | | | | | | | | | | | | | | | | |
|-----|---------|-------|--------|-------|--------|-------|----------|----------|-----|-----|---------------|-------|---------------|-------|---------------|-------|----------|-----------------|-----|
| lap | Sect-1 | Speed | Sect-2 | Speed | Sect-3 | Speed | TopSpeed | laptime | pit | lap | Sect-1 | Speed | Sect-2 | Speed | Sect-3 | Speed | Topspeed | laptime | pit |
| 1 | Pit Out | | 28.073 | | 22.786 | | | 1:10.566 | | 10 | 23.419 | | 25.329 | | 21.406 | | | 1:10.154 | |
| 2 | 24.536 | | 26.078 | | 22.613 | | | 1:13.227 | | 11 | 23.132 | | 25.108 | | 21.459 | | | 1:09.699 | |
| 3 | 24.008 | | 26.099 | | 21.703 | | | 1:11.810 | | 12 | 22.977 | | 25.178 | | <u>21.269</u> | | | 1:09.424 | |
| 4 | 23.702 | | 25.528 | | 21.600 | | | 1:10.830 | | 13 | 22.982 | | 25.053 | | 21.486 | | | 1:09.521 | |
| 5 | 23.396 | | 25.347 | | 21.501 | | | 1:10.244 | | 14 | 22.839 | | 25.185 | | 21.372 | | | 1:09.396 | |
| 6 | 23.126 | | 25.261 | | 21.562 | | | 1:09.949 | | 15 | 22.775 | | 24.993 | | 21.533 | | | 1:09.301 | |
| 7 | 23.151 | | 25.806 | | Pit In | | | 2:13.305 | | 16 | 22.828 | | 25.263 | | 21.474 | | | 1:09.565 | |
| 8 | Pit Out | | 27.606 | | 23.605 | | | 1:19.555 | | 17 | 22.944 | | 25.158 | | 21.513 | | | 1:09.615 | |
| 9 | 24.608 | | 25.420 | | 21.564 | | | 1:11.592 | | 18 | <u>22.664</u> | | <u>24.904</u> | | 21.544 | | | <u>1:09.112</u> | |

| 8 | | Progress | | | | | | | | | | | | | | | | | |
|-----|---------|----------|--------|-------|--------|-------|----------|----------|-----|-----|---------------|-------|---------------|-------|---------------|-------|----------|-----------------|-----|
| lap | Sect-1 | Speed | Sect-2 | Speed | Sect-3 | Speed | TopSpeed | laptime | pit | lap | Sect-1 | Speed | Sect-2 | Speed | Sect-3 | Speed | Topspeed | laptime | pit |
| 1 | Pit Out | | 27.170 | | 22.546 | | | 1:08.548 | | 11 | 22.536 | | 25.040 | | 20.929 | | | 1:08.505 | |
| 2 | 24.245 | | 25.785 | | 21.676 | | | 1:11.706 | | 12 | 22.584 | | 24.974 | | 20.955 | | | 1:08.513 | |
| 3 | 23.657 | | 25.472 | | 21.154 | | | 1:10.283 | | 13 | 22.519 | | 25.017 | | 21.055 | | | 1:08.591 | |
| 4 | 23.421 | | 25.603 | | 21.203 | | | 1:10.227 | | 14 | 22.795 | | 25.007 | | 21.426 | | | 1:09.228 | |
| 5 | 23.121 | | 25.297 | | 21.233 | | | 1:09.651 | | 15 | 22.656 | | 25.032 | | 21.093 | | | 1:08.781 | |
| 6 | 22.923 | | 30.897 | | 27.872 | | | 1:21.692 | | 16 | 22.597 | | 24.970 | | 21.556 | | | 1:09.123 | |
| 7 | 24.113 | | 25.447 | | 21.087 | | | 1:10.647 | | 17 | 23.039 | | 25.060 | | 21.014 | | | 1:09.113 | |
| 8 | 22.750 | | 25.106 | | 20.978 | | | 1:08.834 | | 18 | <u>22.515</u> | | <u>24.932</u> | | <u>20.872</u> | | | <u>1:08.319</u> | |
| 9 | 22.626 | | 25.107 | | 20.910 | | | 1:08.643 | | 19 | 23.022 | | 25.364 | | 24.033 | | | 1:12.419 | |
| 10 | 22.602 | | 25.145 | | 20.997 | | | 1:08.744 | | 20 | | | | | | | | | |



24H Karting Endurance Challenge 2026

Igora Drive

Qualifying

27 - 28 June 2026

Laps and Sector Times - Endurance



Igora - 1206mtr.

| 9 | | AIPa Racing Team | | | | | | | | | | | | | | | | | |
|-----|---------|------------------|---------------|-------|--------|-------|----------|-----------------|-----|-----|---------------|-------|--------|-------|---------------|-------|----------|-----------------------|-----|
| lap | Sect-1 | Speed | Sect-2 | Speed | Sect-3 | Speed | TopSpeed | laptime | pit | lap | Sect-1 | Speed | Sect-2 | Speed | Sect-3 | Speed | Topspeed | laptime | pit |
| 1 | Pit Out | | 28.001 | | 22.472 | | | 1:09.857 | | 11 | 23.090 | | 25.539 | | 21.070 | | | 1:09.699 | |
| 2 | 24.645 | | 26.013 | | 21.922 | | | 1:12.580 | | 12 | 22.670 | | 24.996 | | <u>20.966</u> | | | 1:08.632 | |
| 3 | 23.718 | | 25.623 | | 21.554 | | | 1:10.895 | | 13 | 22.582 | | 25.290 | | 21.323 | | | 1:09.195 | |
| 4 | 23.175 | | 25.304 | | 21.206 | | | 1:09.685 | | 14 | 22.574 | | 25.271 | | 21.082 | | | 1:08.927 | |
| 5 | 23.209 | | 25.219 | | 21.132 | | | 1:09.560 | | 15 | 22.608 | | 25.126 | | 20.999 | | | 1:08.733 | |
| 6 | 22.829 | | 25.268 | | 21.172 | | | 1:09.269 | | 16 | <u>22.557</u> | | 25.120 | | 21.046 | | | 1:08.723 | |
| 7 | 22.684 | | 25.367 | | 21.112 | | | 1:09.163 | | 17 | 22.668 | | 25.074 | | 21.094 | | | 1:08.836 | |
| 8 | 22.732 | | 25.066 | | 21.000 | | | 1:08.798 | | 18 | 22.630 | | 25.189 | | 21.759 | | | 1:09.578 D | |
| 9 | 22.937 | | 25.041 | | 21.018 | | | 1:08.996 | | 19 | 22.701 | | 25.057 | | 21.029 | | | 1:08.787 | |
| 10 | 22.620 | | <u>24.872</u> | | 21.010 | | | <u>1:08.502</u> | | 20 | | | | | | | | | |

| 10 | | SNGD MARSHALL | | | | | | | | | | | | | | | | | |
|-----|---------|---------------|--------|-------|--------|-------|----------|----------|-----|-----|---------------|-------|---------------|-------|---------------|-------|----------|-----------------|-----|
| lap | Sect-1 | Speed | Sect-2 | Speed | Sect-3 | Speed | TopSpeed | laptime | pit | lap | Sect-1 | Speed | Sect-2 | Speed | Sect-3 | Speed | Topspeed | laptime | pit |
| 1 | Pit Out | | 28.263 | | 22.233 | | | 1:09.714 | | 11 | 22.923 | | 25.094 | | 21.023 | | | 1:09.040 | |
| 2 | 24.747 | | 26.185 | | 21.703 | | | 1:12.635 | | 12 | 23.377 | | 25.426 | | 22.664 | | | 1:11.467 | |
| 3 | 23.930 | | 25.538 | | 21.525 | | | 1:10.993 | | 13 | 24.959 | | 28.202 | | 21.088 | | | 1:14.249 | |
| 4 | 23.351 | | 25.311 | | 21.231 | | | 1:09.893 | | 14 | <u>22.702</u> | | 24.902 | | 20.924 | | | 1:08.528 | |
| 5 | 23.416 | | 25.453 | | 21.249 | | | 1:10.118 | | 15 | 22.781 | | 24.940 | | 20.931 | | | 1:08.652 | |
| 6 | 23.062 | | 25.171 | | 21.332 | | | 1:09.565 | | 16 | 22.859 | | 25.000 | | 21.691 | | | 1:09.550 | |
| 7 | 23.017 | | 25.328 | | 21.154 | | | 1:09.499 | | 17 | 22.863 | | <u>24.796</u> | | <u>20.799</u> | | | <u>1:08.458</u> | |
| 8 | 23.075 | | 25.046 | | 21.099 | | | 1:09.220 | | 18 | 22.828 | | 24.803 | | 20.841 | | | 1:08.472 | |
| 9 | 22.994 | | 25.000 | | 21.122 | | | 1:09.116 | | 19 | 23.187 | | 27.973 | | 21.474 | | | 1:12.634 | |
| 10 | 22.966 | | 24.894 | | 21.052 | | | 1:08.912 | | 20 | | | | | | | | | |

| 11 | | KS Racing | | | | | | | | | | | | | | | | | |
|-----|---------|-----------|--------|-------|--------|-------|----------|----------|-----|-----|---------------|-------|---------------|-------|---------------|-------|----------|-----------------|-----|
| lap | Sect-1 | Speed | Sect-2 | Speed | Sect-3 | Speed | TopSpeed | laptime | pit | lap | Sect-1 | Speed | Sect-2 | Speed | Sect-3 | Speed | Topspeed | laptime | pit |
| 1 | Pit Out | | 29.226 | | 23.255 | | | 1:12.622 | | 10 | 24.500 | | 25.705 | | 21.521 | | | 1:11.726 | |
| 2 | 25.930 | | 27.527 | | 22.534 | | | 1:15.991 | | 11 | 23.823 | | 26.767 | | 21.751 | | | 1:12.341 | |
| 3 | 25.175 | | 26.468 | | 21.946 | | | 1:13.589 | | 12 | 23.904 | | 26.223 | | <u>21.295</u> | | | 1:11.422 | |
| 4 | 24.807 | | 26.883 | | 22.056 | | | 1:13.746 | | 13 | 23.744 | | 25.593 | | 21.512 | | | 1:10.849 | |
| 5 | 24.852 | | 26.784 | | 21.597 | | | 1:13.233 | | 14 | 23.835 | | <u>25.511</u> | | 21.916 | | | 1:11.262 | |
| 6 | 23.866 | | 26.372 | | 22.801 | | | 1:13.039 | | 15 | 23.775 | | 26.321 | | 21.417 | | | 1:11.513 | |
| 7 | 24.636 | | 25.810 | | 22.063 | | | 1:12.509 | | 16 | 23.573 | | 25.629 | | 21.495 | | | 1:10.697 | |
| 8 | 23.977 | | 26.444 | | 21.798 | | | 1:12.219 | | 17 | <u>23.481</u> | | 25.680 | | 21.452 | | | <u>1:10.613</u> | |
| 9 | 23.936 | | 26.257 | | 22.630 | | | 1:12.823 | | 18 | | | | | | | | | |

| 12 | | NIGHT KIDS | | | | | | | | | | | | | | | | | |
|-----|---------|------------|--------|-------|--------|-------|----------|----------|-----|-----|---------------|-------|---------------|-------|---------------|-------|----------|-----------------|-----|
| lap | Sect-1 | Speed | Sect-2 | Speed | Sect-3 | Speed | TopSpeed | laptime | pit | lap | Sect-1 | Speed | Sect-2 | Speed | Sect-3 | Speed | Topspeed | laptime | pit |
| 1 | Pit Out | | 28.748 | | 22.766 | | | 1:11.457 | | 11 | 23.249 | | <u>25.041</u> | | 21.275 | | | 1:09.565 | |
| 2 | 25.826 | | 26.523 | | 22.113 | | | 1:14.462 | | 12 | 22.864 | | 25.209 | | 21.233 | | | 1:09.306 | |
| 3 | 25.096 | | 25.920 | | 21.453 | | | 1:12.469 | | 13 | 22.939 | | 25.066 | | 21.193 | | | 1:09.198 | |
| 4 | 23.822 | | 25.908 | | 21.987 | | | 1:11.717 | | 14 | 23.288 | | 25.860 | | 21.347 | | | 1:10.495 | |
| 5 | 23.569 | | 25.707 | | 21.670 | | | 1:10.946 | | 15 | 23.558 | | 25.226 | | 21.150 | | | 1:09.934 | |
| 6 | 23.140 | | 25.525 | | 21.264 | | | 1:09.929 | | 16 | 23.230 | | 25.676 | | 21.457 | | | 1:10.363 | |
| 7 | 23.796 | | 25.250 | | 21.512 | | | 1:10.558 | | 17 | 23.235 | | 25.270 | | 21.076 | | | 1:09.581 | |
| 8 | 23.254 | | 25.357 | | 21.105 | | | 1:09.716 | | 18 | <u>22.616</u> | | 25.180 | | <u>20.975</u> | | | <u>1:08.771</u> | |
| 9 | 22.833 | | 25.192 | | 21.658 | | | 1:09.683 | | 19 | 22.967 | | 25.358 | | 21.211 | | | 1:09.536 | |
| 10 | 22.901 | | 25.189 | | 21.847 | | | 1:09.937 | | 20 | | | | | | | | | |



24H Karting Endurance Challenge 2026

Igora Drive

Qualifying

27 - 28 June 2026

Laps and Sector Times - Endurance

Igora - 1206mtr.



| 13 Griphunters | | | | | | | | | | | | | | | | | | | |
|----------------|---------|-------|--------|-------|--------|-------|----------|----------|-----|-----|---------------|-------|---------------|-------|---------------|-------|----------|-----------------|-----|
| lap | Sect-1 | Speed | Sect-2 | Speed | Sect-3 | Speed | TopSpeed | laptime | pit | lap | Sect-1 | Speed | Sect-2 | Speed | Sect-3 | Speed | Topspeed | laptime | pit |
| 1 | Pit Out | | 27.126 | | 22.493 | | | 1:08.686 | | 10 | 22.655 | | 25.091 | | 21.003 | | | 1:08.749 | |
| 2 | 23.747 | | 25.759 | | 21.903 | | | 1:11.409 | | 11 | 22.509 | | 24.730 | | 20.901 | | | 1:08.140 | |
| 3 | 23.585 | | 25.153 | | 21.056 | | | 1:09.794 | | 12 | 22.685 | | 28.424 | | 20.825 | | | 1:11.934 | |
| 4 | 23.245 | | 31.414 | | 20.958 | | | 1:15.617 | | 13 | 22.278 | | <u>24.582</u> | | 21.130 | | | 1:07.990 | |
| 5 | 22.839 | | 24.882 | | 20.849 | | | 1:08.570 | | 14 | 22.390 | | 24.677 | | 20.696 | | | 1:07.763 | |
| 6 | 22.747 | | 25.088 | | 20.916 | | | 1:08.751 | | 15 | 22.481 | | 24.802 | | 21.476 | | | 1:08.759 | |
| 7 | 22.922 | | 24.715 | | 21.427 | | | 1:09.064 | | 16 | 22.316 | | 24.605 | | 20.889 | | | 1:07.810 | |
| 8 | 22.553 | | 24.786 | | 20.771 | | | 1:08.110 | | 17 | <u>22.275</u> | | 24.640 | | <u>20.639</u> | | | <u>1:07.554</u> | |
| 9 | 22.474 | | 24.584 | | 20.897 | | | 1:07.955 | | 18 | 22.487 | | 24.700 | | 20.766 | | | 1:07.953 | |

| 14 MazDuck Racing | | | | | | | | | | | | | | | | | | | |
|-------------------|---------|-------|---------------|-------|--------|-------|----------|----------|-----|-----|---------------|-------|--------|-------|---------------|-------|----------|-----------------|-----|
| lap | Sect-1 | Speed | Sect-2 | Speed | Sect-3 | Speed | TopSpeed | laptime | pit | lap | Sect-1 | Speed | Sect-2 | Speed | Sect-3 | Speed | Topspeed | laptime | pit |
| 1 | Pit Out | | 28.392 | | 23.653 | | | 1:11.890 | | 10 | 24.411 | | 25.362 | | 23.414 | | | 1:13.187 | |
| 2 | 25.080 | | 26.077 | | 24.256 | | | 1:15.413 | | 11 | 23.272 | | 25.692 | | 21.562 | | | 1:10.526 | |
| 3 | 24.801 | | 25.714 | | 21.729 | | | 1:12.244 | | 12 | 23.853 | | 26.076 | | <u>21.126</u> | | | 1:11.055 | |
| 4 | 23.429 | | 25.409 | | 21.325 | | | 1:10.163 | | 13 | 23.041 | | 25.209 | | 21.370 | | | 1:09.620 | |
| 5 | 23.362 | | 25.896 | | 22.433 | | | 1:11.691 | | 14 | 23.057 | | 25.135 | | 21.374 | | | 1:09.566 | |
| 6 | 24.935 | | 25.705 | | 21.728 | | | 1:12.368 | | 15 | <u>22.788</u> | | 25.009 | | 21.412 | | | <u>1:09.209</u> | |
| 7 | 22.941 | | 25.259 | | 21.387 | | | 1:09.587 | | 16 | 25.942 | | 26.354 | | 21.997 | | | 1:14.293 | |
| 8 | 23.142 | | 25.376 | | 21.433 | | | 1:09.951 | | 17 | 22.906 | | 25.176 | | 21.130 | | | 1:09.212 | |
| 9 | 23.246 | | <u>24.977</u> | | 21.182 | | | 1:09.405 | | 18 | 23.089 | | 25.085 | | 21.361 | | | 1:09.535 | |

| 15 Griphunters Light | | | | | | | | | | | | | | | | | | | |
|----------------------|---------|-------|--------|-------|--------|-------|----------|----------|-----|-----|---------------|-------|---------------|-------|---------------|-------|----------|-----------------|-----|
| lap | Sect-1 | Speed | Sect-2 | Speed | Sect-3 | Speed | TopSpeed | laptime | pit | lap | Sect-1 | Speed | Sect-2 | Speed | Sect-3 | Speed | Topspeed | laptime | pit |
| 1 | Pit Out | | 28.741 | | 22.882 | | | 1:12.177 | | 10 | 22.803 | | 25.009 | | 21.195 | | | 1:09.007 | |
| 2 | 24.838 | | 25.620 | | 22.307 | | | 1:12.765 | | 11 | 22.661 | | 24.905 | | <u>20.981</u> | | | <u>1:08.547</u> | |
| 3 | 24.339 | | 25.334 | | 21.578 | | | 1:11.251 | | 12 | 22.769 | | 25.091 | | 22.444 | | | 1:10.304 | |
| 4 | 23.443 | | 25.233 | | 21.592 | | | 1:10.268 | | 13 | 22.817 | | 24.901 | | 21.009 | | | 1:08.727 | |
| 5 | 23.160 | | 25.157 | | 21.251 | | | 1:09.568 | | 14 | 22.818 | | <u>24.805</u> | | 21.142 | | | 1:08.765 | |
| 6 | 23.129 | | 25.172 | | 22.010 | | | 1:10.311 | | 15 | 22.717 | | 24.897 | | 21.006 | | | 1:08.620 | |
| 7 | 23.925 | | 25.232 | | 21.236 | | | 1:10.393 | | 16 | 22.870 | | 26.128 | | 21.127 | | | 1:10.125 | |
| 8 | 23.630 | | 25.023 | | 21.257 | | | 1:09.910 | | 17 | <u>22.636</u> | | 24.920 | | 21.852 | | | 1:09.408 | |
| 9 | 22.979 | | 24.922 | | 21.102 | | | 1:09.003 | | 18 | 22.828 | | 24.934 | | 21.006 | | | 1:08.768 | |

| 16 Bed Rull Racing | | | | | | | | | | | | | | | | | | | |
|--------------------|---------|-------|--------|-------|--------|-------|----------|----------|-----|-----|---------------|-------|---------------|-------|---------------|-------|----------|-----------------|-----|
| lap | Sect-1 | Speed | Sect-2 | Speed | Sect-3 | Speed | TopSpeed | laptime | pit | lap | Sect-1 | Speed | Sect-2 | Speed | Sect-3 | Speed | Topspeed | laptime | pit |
| 1 | Pit Out | | 27.355 | | 22.553 | | | 1:08.585 | | 10 | 22.842 | | 24.930 | | 21.175 | | | 1:08.947 | |
| 2 | 24.167 | | 26.077 | | 22.847 | | | 1:13.091 | | 11 | 22.653 | | 24.923 | | 20.875 | | | 1:08.451 | |
| 3 | 23.617 | | 25.555 | | 21.183 | | | 1:10.355 | | 12 | 22.640 | | 24.983 | | 21.062 | | | 1:08.685 | |
| 4 | 23.313 | | 25.469 | | 21.238 | | | 1:10.020 | | 13 | 22.590 | | 25.014 | | 20.991 | | | 1:08.595 | |
| 5 | 22.927 | | 25.186 | | 21.235 | | | 1:09.348 | | 14 | 22.570 | | 25.115 | | <u>20.818</u> | | | 1:08.503 | |
| 6 | 22.870 | | 25.940 | | 20.993 | | | 1:09.803 | | 15 | 23.013 | | 24.922 | | 20.959 | | | 1:08.894 | |
| 7 | 22.800 | | 25.015 | | 21.068 | | | 1:08.883 | | 16 | 22.576 | | 24.753 | | 21.004 | | | <u>1:08.333</u> | |
| 8 | 22.872 | | 25.010 | | 20.977 | | | 1:08.859 | | 17 | <u>22.393</u> | | <u>24.749</u> | | 21.739 | | | 1:08.881 | |
| 9 | 22.692 | | 24.908 | | 21.087 | | | 1:08.687 | | 18 | 22.566 | | 24.889 | | 20.970 | | | 1:08.425 | |

| 17 Ratata | | | | | | | | | | | | | | | | | | | |
|-----------|---------|-------|--------|-------|--------|-------|----------|----------|-----|-----|--------|-------|--------|-------|--------|-------|----------|----------|-----|
| lap | Sect-1 | Speed | Sect-2 | Speed | Sect-3 | Speed | TopSpeed | laptime | pit | lap | Sect-1 | Speed | Sect-2 | Speed | Sect-3 | Speed | Topspeed | laptime | pit |
| 1 | Pit Out | | 27.327 | | 22.540 | | | 1:09.754 | | 10 | 22.515 | | 24.923 | | 20.787 | | | 1:08.225 | |
| 2 | 23.692 | | 25.608 | | 21.645 | | | 1:10.945 | | 11 | 25.544 | | 24.974 | | 20.742 | | | 1:11.260 | |



24H Karting Endurance Challenge 2026

Igora Drive

Qualifying

27 - 28 June 2026

Laps and Sector Times - Endurance

Igora - 1206mtr.

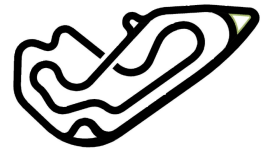
| | | | | | | | | | |
|---|--------|--------|--------|----------|----|---------------|---------------|---------------|-----------------|
| 3 | 23.189 | 25.617 | 21.187 | 1:09.993 | 12 | 22.557 | <u>24.764</u> | 20.730 | 1:08.051 |
| 4 | 23.065 | 25.411 | 20.983 | 1:09.459 | 13 | 22.459 | 24.768 | 20.755 | 1:07.982 |
| 5 | 23.300 | 25.079 | 20.995 | 1:09.374 | 14 | 22.487 | 24.800 | <u>20.668</u> | 1:07.955 |
| 6 | 23.338 | 24.972 | 20.864 | 1:09.174 | 15 | 22.395 | 24.783 | 20.717 | <u>1:07.895</u> |
| 7 | 22.786 | 24.961 | 20.810 | 1:08.557 | 16 | <u>22.342</u> | 24.984 | 20.827 | 1:08.153 |
| 8 | 22.624 | 24.879 | 20.936 | 1:08.439 | 17 | 22.426 | 24.824 | 20.772 | 1:08.022 |
| 9 | 22.700 | 24.955 | 20.825 | 1:08.480 | 18 | 22.435 | 24.783 | 20.809 | 1:08.027 |

| 18 White Night Racing Team | | | | | | | | | | | | | | | | | | | |
|----------------------------|---------|-------|--------|-------|--------|-------|----------|----------|-----|-----|---------------|-------|---------------|-------|---------------|-------|----------|-----------------|-----|
| lap | Sect-1 | Speed | Sect-2 | Speed | Sect-3 | Speed | TopSpeed | laptime | pit | lap | Sect-1 | Speed | Sect-2 | Speed | Sect-3 | Speed | Topspeed | laptime | pit |
| 1 | Pit Out | | 28.020 | | 22.836 | | | 1:10.565 | | 11 | 23.239 | | 25.125 | | 21.631 | | | 1:09.995 | |
| 2 | 25.438 | | 27.699 | | 22.690 | | | 1:15.827 | | 12 | 23.264 | | <u>25.095</u> | | 21.308 | | | 1:09.667 | |
| 3 | 25.331 | | 26.088 | | 22.013 | | | 1:13.432 | | 13 | 22.849 | | 25.290 | | 21.654 | | | 1:09.793 | |
| 4 | 24.015 | | 25.793 | | 22.269 | | | 1:12.077 | | 14 | 22.863 | | 25.295 | | 21.456 | | | 1:09.614 | |
| 5 | 23.653 | | 25.298 | | 21.778 | | | 1:10.729 | | 15 | 23.039 | | 25.183 | | 21.373 | | | 1:09.595 | |
| 6 | 23.354 | | 25.880 | | 21.649 | | | 1:10.883 | | 16 | 22.746 | | 25.121 | | <u>21.190</u> | | | <u>1:09.057</u> | |
| 7 | 23.418 | | 25.509 | | 21.611 | | | 1:10.538 | | 17 | 23.068 | | 25.185 | | 21.506 | | | 1:09.759 | |
| 8 | 23.251 | | 25.223 | | 21.310 | | | 1:09.784 | | 18 | 23.026 | | 25.216 | | 21.322 | | | 1:09.564 | |
| 9 | 22.994 | | 25.276 | | 21.457 | | | 1:09.727 | | 19 | <u>22.648</u> | | 25.213 | | 21.219 | | | 1:09.080 | |
| 10 | 23.045 | | 25.807 | | 21.779 | | | 1:10.631 | | 20 | | | | | | | | | |

| 19 Utochka RT | | | | | | | | | | | | | | | | | | | |
|---------------|---------|-------|--------|-------|--------|-------|----------|----------|-----|-----|---------------|-------|---------------|-------|---------------|-------|----------|-----------------|-----|
| lap | Sect-1 | Speed | Sect-2 | Speed | Sect-3 | Speed | TopSpeed | laptime | pit | lap | Sect-1 | Speed | Sect-2 | Speed | Sect-3 | Speed | Topspeed | laptime | pit |
| 1 | Pit Out | | 26.922 | | 22.198 | | | 1:07.970 | | 11 | 22.562 | | 24.885 | | 22.137 | | | 1:09.584 | |
| 2 | 24.128 | | 25.625 | | 22.125 | | | 1:11.878 | | 12 | 23.008 | | 24.858 | | 21.278 | | | 1:09.144 | |
| 3 | 23.295 | | 25.183 | | 21.906 | | | 1:10.384 | | 13 | 23.029 | | 25.242 | | 23.217 | | | 1:11.488 | |
| 4 | 23.116 | | 25.033 | | 21.189 | | | 1:09.338 | | 14 | 23.824 | | 26.239 | | 20.965 | | | 1:11.028 | |
| 5 | 22.877 | | 25.130 | | 21.638 | | | 1:09.645 | | 15 | 22.721 | | 24.824 | | <u>20.888</u> | | | <u>1:08.433</u> | |
| 6 | 22.991 | | 24.934 | | 21.048 | | | 1:08.973 | | 16 | 22.709 | | 24.864 | | 20.963 | | | 1:08.536 | |
| 7 | 22.893 | | 25.196 | | 21.132 | | | 1:09.221 | | 17 | 22.657 | | 25.120 | | 21.057 | | | 1:08.834 | |
| 8 | 22.743 | | 24.899 | | 21.614 | | | 1:09.256 | | 18 | 22.504 | | <u>24.801</u> | | 21.214 | | | 1:08.519 | |
| 9 | 22.801 | | 24.921 | | 21.339 | | | 1:09.061 | | 19 | <u>22.412</u> | | 24.991 | | 21.105 | | | 1:08.508 | |
| 10 | 22.605 | | 24.811 | | 21.377 | | | 1:08.793 | | 20 | | | | | | | | | |

| 20 PLB Team | | | | | | | | | | | | | | | | | | | |
|-------------|---------|-------|--------|-------|--------|-------|----------|----------|-----|-----|---------------|-------|---------------|-------|---------------|-------|----------|-----------------|-----|
| lap | Sect-1 | Speed | Sect-2 | Speed | Sect-3 | Speed | TopSpeed | laptime | pit | lap | Sect-1 | Speed | Sect-2 | Speed | Sect-3 | Speed | Topspeed | laptime | pit |
| 1 | Pit Out | | 27.644 | | 22.158 | | | 1:08.747 | | 11 | 22.564 | | 24.915 | | 21.040 | | | 1:08.519 | |
| 2 | 25.020 | | 26.911 | | 21.890 | | | 1:13.821 | | 12 | 26.249 | | 24.836 | | 20.894 | | | 1:11.979 | |
| 3 | 24.041 | | 25.392 | | 21.352 | | | 1:10.785 | | 13 | 22.356 | | 24.718 | | 20.873 | | | 1:07.947 | |
| 4 | 23.188 | | 25.417 | | 21.237 | | | 1:09.842 | | 14 | 22.426 | | 24.784 | | 20.876 | | | 1:08.086 | |
| 5 | 23.062 | | 25.055 | | 21.023 | | | 1:09.140 | | 15 | 22.447 | | 24.739 | | <u>20.768</u> | | | 1:07.954 | |
| 6 | 22.719 | | 24.988 | | 20.985 | | | 1:08.692 | | 16 | 22.345 | | <u>24.694</u> | | 20.853 | | | <u>1:07.892</u> | |
| 7 | 23.029 | | 24.883 | | 21.064 | | | 1:08.976 | | 17 | <u>22.272</u> | | 24.770 | | 20.948 | | | 1:07.990 | |
| 8 | 22.842 | | 24.896 | | 20.896 | | | 1:08.634 | | 18 | 22.310 | | 24.785 | | 20.956 | | | 1:08.051 | |
| 9 | 22.528 | | 24.752 | | 20.897 | | | 1:08.177 | | 19 | 22.431 | | 24.810 | | 20.839 | | | 1:08.080 | |
| 10 | 22.616 | | 24.772 | | 20.825 | | | 1:08.213 | | 20 | | | | | | | | | |

| 21 CITY RT | | | | | | | | | | | | | | | | | | | |
|------------|---------|-------|--------|-------|--------|-------|----------|----------|-----|-----|--------|-------|---------------|-------|--------|-------|----------|----------|-----|
| lap | Sect-1 | Speed | Sect-2 | Speed | Sect-3 | Speed | TopSpeed | laptime | pit | lap | Sect-1 | Speed | Sect-2 | Speed | Sect-3 | Speed | Topspeed | laptime | pit |
| 1 | Pit Out | | 38.286 | | 27.386 | | | 1:29.144 | | 10 | 22.777 | | <u>24.895</u> | | 21.664 | | | 1:09.336 | |
| 2 | 24.717 | | 26.733 | | 23.411 | | | 1:14.861 | | 11 | 22.945 | | 24.981 | | 21.078 | | | 1:09.004 | |



24H Karting Endurance Challenge 2026

Igora Drive

Qualifying

27 - 28 June 2026

Laps and Sector Times - Endurance

Igora - 1206mtr.

| | | | | | | | | | |
|---|--------|--------|--------|----------|----|---------------|--------|---------------|-----------------|
| 3 | 24.232 | 25.898 | 21.487 | 1:11.617 | 12 | 22.740 | 25.080 | 20.975 | 1:08.795 |
| 4 | 23.664 | 25.316 | 21.205 | 1:10.185 | 13 | 23.034 | 24.994 | 20.942 | 1:08.970 |
| 5 | 23.317 | 25.663 | 21.451 | 1:10.431 | 14 | <u>22.637</u> | 24.948 | 21.321 | 1:08.906 |
| 6 | 23.243 | 25.150 | 21.494 | 1:09.887 | 15 | 22.648 | 25.042 | 20.960 | 1:08.650 |
| 7 | 23.045 | 25.363 | 21.762 | 1:10.170 | 16 | 22.763 | 25.059 | 20.938 | 1:08.760 |
| 8 | 23.064 | 24.982 | 21.083 | 1:09.129 | 17 | 23.022 | 25.370 | 20.911 | 1:09.303 |
| 9 | 22.998 | 25.057 | 21.146 | 1:09.201 | 18 | 22.725 | 25.009 | <u>20.899</u> | <u>1:08.633</u> |

| 22 | | Progress 2026 | | | | | | | | | | | | | | | | | |
|-----|---------|---------------|---------------|-------|--------|-------|----------|----------|-----|-----|---------------|-------|--------|-------|---------------|-------|----------|-----------------|-----|
| lap | Sect-1 | Speed | Sect-2 | Speed | Sect-3 | Speed | TopSpeed | laptime | pit | lap | Sect-1 | Speed | Sect-2 | Speed | Sect-3 | Speed | Topspeed | laptime | pit |
| 1 | Pit Out | | 27.327 | | 21.960 | | | 1:08.712 | | 11 | 22.829 | | 24.903 | | <u>20.815</u> | | | 1:08.547 | |
| 2 | 24.821 | | 25.946 | | 21.487 | | | 1:12.254 | | 12 | 22.739 | | 24.891 | | 20.848 | | | <u>1:08.478</u> | |
| 3 | 23.743 | | 25.540 | | 21.119 | | | 1:10.402 | | 13 | 22.791 | | 25.185 | | 21.211 | | | 1:09.187 | |
| 4 | 23.639 | | 25.269 | | 21.207 | | | 1:10.115 | | 14 | 22.661 | | 25.303 | | 20.945 | | | 1:08.909 | |
| 5 | 23.289 | | 25.139 | | 21.091 | | | 1:09.519 | | 15 | <u>22.630</u> | | 25.013 | | 20.857 | | | 1:08.500 | |
| 6 | 23.153 | | 25.119 | | 21.111 | | | 1:09.383 | | 16 | 22.881 | | 24.982 | | 20.876 | | | 1:08.739 | |
| 7 | 23.154 | | 25.421 | | 20.984 | | | 1:09.559 | | 17 | 23.188 | | 24.941 | | 20.875 | | | 1:09.004 | |
| 8 | 22.977 | | 24.984 | | 20.911 | | | 1:08.872 | | 18 | 22.731 | | 24.971 | | 20.897 | | | 1:08.599 | |
| 9 | 22.804 | | 24.977 | | 20.838 | | | 1:08.619 | | 19 | 22.883 | | 25.038 | | 21.005 | | | 1:08.926 | |
| 10 | 22.888 | | <u>24.890</u> | | 20.942 | | | 1:08.720 | | 20 | | | | | | | | | |

| 23 | | kb_autosport | | | | | | | | | | | | | | | | | |
|-----|---------|--------------|--------|-------|--------|-------|----------|----------|-----|-----|---------------|-------|---------------|-------|---------------|-------|----------|-----------------|-----|
| lap | Sect-1 | Speed | Sect-2 | Speed | Sect-3 | Speed | TopSpeed | laptime | pit | lap | Sect-1 | Speed | Sect-2 | Speed | Sect-3 | Speed | Topspeed | laptime | pit |
| 1 | Pit Out | | 28.998 | | 23.018 | | | 1:13.641 | | 10 | 23.610 | | 25.350 | | 21.555 | | | 1:10.515 | |
| 2 | 24.892 | | 26.330 | | 21.999 | | | 1:13.221 | | 11 | 23.169 | | 25.438 | | 21.344 | | | 1:09.951 | |
| 3 | 24.057 | | 25.797 | | 22.040 | | | 1:11.894 | | 12 | 23.199 | | 25.338 | | 21.413 | | | 1:09.950 | |
| 4 | 23.525 | | 25.764 | | 21.680 | | | 1:10.969 | | 13 | 23.116 | | 25.392 | | 21.321 | | | 1:09.829 | |
| 5 | 23.546 | | 25.468 | | 21.590 | | | 1:10.604 | | 14 | 22.942 | | 25.348 | | 22.553 | | | 1:10.843 | |
| 6 | 23.409 | | 25.571 | | 21.709 | | | 1:10.689 | | 15 | <u>22.856</u> | | <u>25.220</u> | | 21.593 | | | 1:09.669 | |
| 7 | 23.197 | | 25.589 | | 21.363 | | | 1:10.149 | | 16 | 22.987 | | 25.325 | | 21.482 | | | 1:09.794 | |
| 8 | 23.138 | | 25.415 | | 23.147 | | | 1:11.700 | | 17 | 23.108 | | 25.291 | | <u>21.146</u> | | | 1:09.545 | |
| 9 | 23.399 | | 26.010 | | 21.343 | | | 1:10.752 | | 18 | 22.867 | | 25.290 | | 21.319 | | | <u>1:09.476</u> | |

| 24 | | M-ELVN | | | | | | | | | | | | | | | | | |
|-----|---------|--------|---------------|-------|---------------|-------|----------|----------|-----|-----|---------------|-------|--------|-------|--------|-------|----------|-----------------|-----|
| lap | Sect-1 | Speed | Sect-2 | Speed | Sect-3 | Speed | TopSpeed | laptime | pit | lap | Sect-1 | Speed | Sect-2 | Speed | Sect-3 | Speed | Topspeed | laptime | pit |
| 1 | Pit Out | | 28.228 | | 21.987 | | | 1:09.707 | | 10 | 22.751 | | 25.107 | | 20.969 | | | 1:08.827 | |
| 2 | 24.324 | | 25.879 | | 21.411 | | | 1:11.614 | | 11 | 22.688 | | 24.992 | | Pit In | | | 2:09.330 | |
| 3 | 23.806 | | 25.510 | | 21.449 | | | 1:10.765 | | 12 | Pit Out | | 27.039 | | 21.754 | | | 1:10.761 | |
| 4 | 23.451 | | 25.326 | | 21.308 | | | 1:10.085 | | 13 | 24.228 | | 25.587 | | Pit In | | | 1:53.455 | |
| 5 | 23.220 | | 25.231 | | 22.126 | | | 1:10.577 | | 14 | Pit Out | | 25.163 | | 21.242 | | | 1:05.641 | |
| 6 | 23.024 | | 25.109 | | 21.009 | | | 1:09.142 | | 15 | 22.757 | | 24.994 | | 21.120 | | | 1:08.871 | |
| 7 | 22.898 | | 25.286 | | <u>20.910</u> | | | 1:09.094 | | 16 | 22.725 | | 25.005 | | 21.162 | | | 1:08.892 | |
| 8 | 22.938 | | 25.143 | | 20.921 | | | 1:09.002 | | 17 | <u>22.642</u> | | 24.997 | | 21.117 | | | <u>1:08.756</u> | |
| 9 | 22.837 | | <u>24.986</u> | | 21.025 | | | 1:08.848 | | 18 | | | | | | | | | |