



12H Karting Endurance Challenge 2026

Igora Drive

Qualifying

24 May 2026

Laps and Sector Times - Endurance

Igora - 1206mtr.

1		PLB Team																	
lap	Sect-1	Speed	Sect-2	Speed	Sect-3	Speed	TopSpeed	laptime	pit	lap	Sect-1	Speed	Sect-2	Speed	Sect-3	Speed	Topspeed	laptime	pit
1	Pit Out		27.746		19.631			1:06.062		8	22.763		25.149		17.986			1:05.898	
2	24.475		26.276		18.929			1:09.680		9	23.665		27.985		17.779			1:09.429	
3	23.726		25.797		18.226			1:07.749		10	22.420		<u>24.853</u>		17.666			1:04.939	
4	23.062		25.462		18.295			1:06.819		11	22.361		24.988		17.690			1:05.039	
5	22.723		25.365		17.960			1:06.048		12	22.298		24.895		<u>17.513</u>			<u>1:04.706</u>	
6	22.613		25.388		17.867			1:05.868		13	22.356		24.857		17.660			1:04.873	
7	22.480		25.145		17.857			1:05.482		14	<u>22.243</u>		24.968		17.611			1:04.822	



2		Skuff Racing Team																	
lap	Sect-1	Speed	Sect-2	Speed	Sect-3	Speed	TopSpeed	laptime	pit	lap	Sect-1	Speed	Sect-2	Speed	Sect-3	Speed	Topspeed	laptime	pit
1	Pit Out		27.962		19.999			1:06.542		7	23.223		25.761		18.235			1:07.219	
2	24.730		27.214		19.009			1:10.953		8	22.927		25.525		18.213			1:06.665	
3	23.903		27.347		Pit In			2:49.110		9	23.123		25.645		18.212			1:06.980	
4	Pit Out		26.548		18.613			1:03.514		10	22.861		25.752		18.093			1:06.706	
5	23.496		25.774		18.403			1:07.673		11	22.787		25.461		18.104			1:06.352	
6	23.296		25.855		18.278			1:07.429		12	<u>22.663</u>		<u>25.339</u>		<u>18.005</u>			<u>1:06.007</u>	

3		JeT Team																	
lap	Sect-1	Speed	Sect-2	Speed	Sect-3	Speed	TopSpeed	laptime	pit	lap	Sect-1	Speed	Sect-2	Speed	Sect-3	Speed	Topspeed	laptime	pit
1	Pit Out		27.980		19.881			1:06.329		8	22.682		25.422		18.648			1:06.752	
2	24.435		27.045		19.229			1:10.709		9	<u>22.574</u>		25.473		17.847			1:05.894	
3	23.871		26.902		19.733			1:10.506		10	22.727		25.149		17.912			1:05.788	
4	23.326		26.875		18.180			1:08.381		11	22.699		25.245		17.975			1:05.919	
5	23.043		25.864		17.946			1:06.853		12	22.616		25.111		<u>17.680</u>			<u>1:05.407</u>	
6	23.382		25.550		18.713			1:07.645		13	23.121		<u>25.012</u>		18.033			1:06.166	
7	22.812		25.751		17.795			1:06.358		14	22.649		25.228		18.032			1:05.909	

4		MazDuck Racing																	
lap	Sect-1	Speed	Sect-2	Speed	Sect-3	Speed	TopSpeed	laptime	pit	lap	Sect-1	Speed	Sect-2	Speed	Sect-3	Speed	Topspeed	laptime	pit
1	Pit Out		28.495		19.573			1:06.977		8	22.681		25.192		17.755			1:05.628	
2	24.593		28.064		19.668			1:12.325		9	22.666		25.329		18.038			1:06.033	
3	24.267		27.364		18.273			1:09.904		10	<u>22.612</u>		<u>24.981</u>		<u>17.676</u>			<u>1:05.269</u>	
4	23.201		25.444		17.985			1:06.630		11	22.683		25.047		17.928			1:05.658	
5	23.263		25.614		18.040			1:06.917		12	22.732		25.102		17.873			1:05.707	
6	23.279		25.689		18.844			1:07.812		13	22.808		25.172		17.825			1:05.805	
7	22.944		25.407		17.988			1:06.339		14	22.679		25.053		17.806			1:05.538	

5		Griphunters Academy																	
lap	Sect-1	Speed	Sect-2	Speed	Sect-3	Speed	TopSpeed	laptime	pit	lap	Sect-1	Speed	Sect-2	Speed	Sect-3	Speed	Topspeed	laptime	pit
1	Pit Out		28.548		19.700			1:06.931		8	22.690		26.521		18.713			1:07.924	
2	24.391		26.600		18.850			1:09.841		9	22.838		25.318		17.850			1:06.006	
3	23.397		26.900		18.940			1:09.237		10	22.617		25.298		17.834			<u>1:05.749</u>	
4	23.413		26.365		18.124			1:07.902		11	<u>22.599</u>		25.530		17.830			1:05.959	
5	22.919		25.797		18.080			1:06.796		12	23.031		25.158		<u>17.742</u>			1:05.931	
6	23.198		25.664		18.120			1:06.982		13	22.899		<u>25.062</u>		17.928			1:05.889	
7	22.890		25.648		18.645			1:07.183		14	22.841		25.160		17.778			1:05.779	

6		M-ELVN																	
lap	Sect-1	Speed	Sect-2	Speed	Sect-3	Speed	TopSpeed	laptime	pit	lap	Sect-1	Speed	Sect-2	Speed	Sect-3	Speed	Topspeed	laptime	pit
1	Pit Out		28.413		Pit In			2:19.733		7	22.900		25.365		17.819			1:06.084	



12H Karting Endurance Challenge 2026

Igora Drive

Qualifying

24 May 2026
Igora - 1206mtr.

Laps and Sector Times - Endurance

2	Pit Out	26.997	18.706	1:03.610	8	22.768	25.082	17.741	1:05.591
3	23.941	26.697	18.228	1:08.866	9	22.772	28.097	17.821	1:08.690
4	23.248	25.867	18.235	1:07.350	10	<u>22.409</u>	<u>24.897</u>	17.784	<u>1:05.090</u>
5	1:33.071	25.591	17.965	2:16.627	11	22.636	24.975	18.148	1:05.759
6	22.806	25.291	17.861	1:05.958	12	22.502	25.124	<u>17.676</u>	1:05.302



7		Griphunters Light																	
lap	Sect-1	Speed	Sect-2	Speed	Sect-3	Speed	TopSpeed	laptime	pit	lap	Sect-1	Speed	Sect-2	Speed	Sect-3	Speed	Topspeed	laptime	pit
1	Pit Out		28.405		19.618			1:06.740		8	22.750		25.291		17.932			1:05.973	
2	24.250		27.241		18.746			1:10.237		9	23.029		25.384		17.966			1:06.379	
3	23.866		26.032		18.359			1:08.257		10	22.862		25.165		17.924			1:05.951	
4	23.442		26.214		18.373			1:08.029		11	27.787		25.635		17.797			1:11.219	
5	22.993		25.596		17.912			1:06.501		12	22.727		25.105		<u>17.675</u>			1:05.507	
6	23.622		25.569		17.921			1:07.112		13	22.754		25.092		17.815			1:05.661	
7	<u>22.711</u>		25.381		17.956			1:06.048		14	22.792		<u>24.831</u>		17.765			<u>1:05.388</u>	

8		AET TEAM																	
lap	Sect-1	Speed	Sect-2	Speed	Sect-3	Speed	TopSpeed	laptime	pit	lap	Sect-1	Speed	Sect-2	Speed	Sect-3	Speed	Topspeed	laptime	pit
1	Pit Out		27.940		20.107			1:05.894		8	22.711		25.242		17.925			1:05.878	
2	24.178		26.644		18.920			1:09.742		9	23.634		25.697		18.739			1:08.070	
3	23.336		26.898		18.771			1:09.005		10	22.666		25.056		<u>17.788</u>			1:05.510	
4	23.287		26.624		18.334			1:08.245		11	<u>22.412</u>		25.084		17.915			1:05.411	
5	22.967		25.540		17.961			1:06.468		12	22.889		25.390		17.865			1:06.144	
6	23.176		25.949		18.063			1:07.188		13	22.432		<u>24.957</u>		17.850			<u>1:05.239</u>	
7	22.656		25.507		17.855			1:06.018		14	22.941		25.115		17.844			1:05.900	

9		Gorbachev Team																	
lap	Sect-1	Speed	Sect-2	Speed	Sect-3	Speed	TopSpeed	laptime	pit	lap	Sect-1	Speed	Sect-2	Speed	Sect-3	Speed	Topspeed	laptime	pit
1	Pit Out		27.808		18.790			1:07.771		7	22.650		25.243		17.944			1:05.837	
2	24.071		26.212		19.255			1:09.538		8	22.622		25.040		17.906			1:05.568	
3	23.518		26.374		Pit In			<u>2:23.885</u>		9	22.369		25.038		17.827			1:05.234	
4	Pit Out		26.078		Pit In			1:52.373		10	22.306		24.898		<u>17.753</u>			1:04.957	
5	Pit Out		25.510		Pit In			1:44.751		11	<u>22.159</u>		<u>24.833</u>		17.770			<u>1:04.762</u>	
6	Pit Out		25.519		17.913			59.943		12	22.178		24.905		17.772			1:04.855	

10		Bed Rull Racing																	
lap	Sect-1	Speed	Sect-2	Speed	Sect-3	Speed	TopSpeed	laptime	pit	lap	Sect-1	Speed	Sect-2	Speed	Sect-3	Speed	Topspeed	laptime	pit
1	Pit Out		27.793		18.780			1:04.085		8	22.459		25.449		17.875			1:05.783	
2	24.449		26.254		18.829			1:09.532		9	22.571		25.061		17.797			1:05.429	
3	23.305		26.622		18.491			1:08.418		10	<u>22.350</u>		25.221		17.835			1:05.406	
4	23.030		26.109		18.101			1:07.240		11	22.493		<u>24.930</u>		17.792			1:05.215	
5	22.796		25.552		18.601			1:06.949		12	22.582		25.050		17.812			1:05.444	
6	22.802		25.281		17.899			1:05.982		13	22.459		25.417		17.888			1:05.764	
7	22.648		25.093		17.865			1:05.606		14	22.438		24.982		<u>17.775</u>			<u>1:05.195</u>	

11		kb autosport																	
lap	Sect-1	Speed	Sect-2	Speed	Sect-3	Speed	TopSpeed	laptime	pit	lap	Sect-1	Speed	Sect-2	Speed	Sect-3	Speed	Topspeed	laptime	pit
1	Pit Out		29.148		31.015			1:21.154		7	23.513		<u>25.465</u>		17.962			1:06.940	
2	24.913		28.914		20.231			1:14.058		8	23.328		25.690		17.997			1:07.015	
3	25.497		27.056		18.304			1:10.857		9	23.017		25.587		<u>17.837</u>			<u>1:06.441</u>	
4	23.888		26.457		18.162			1:08.507		10	23.344		25.588		18.049			1:06.981	
5	23.950		26.025		18.047			1:08.022		11	23.668		26.167		17.856			1:07.691	



12H Karting Endurance Challenge 2026

Igora Drive

Qualifying

Laps and Sector Times - Endurance

24 May 2026
Igora - 1206mtr.

6	23.379	26.228	17.919	1:07.526	12	23.414	25.497	18.030	1:06.941
---	--------	--------	--------	----------	----	--------	--------	--------	----------



12		Michelle Motorsport Team																		
lap	Sect-1	Speed	Sect-2	Speed	Sect-3	Speed	TopSpeed	laptime	pit	lap	Sect-1	Speed	Sect-2	Speed	Sect-3	Speed	Topspeed	laptime	pit	
1	Pit Out		28.789		19.258			1:06.159		8	23.126		25.788		18.788				1:07.702	
2	24.856		26.782		19.010			1:10.648		9	23.016		25.525		17.902				1:06.443	
3	23.726		26.238		18.335			1:08.299		10	23.052		25.331		17.946				1:06.329	
4	23.705		25.968		18.318			1:07.991		11	23.621		<u>25.228</u>		18.048				1:06.897	
5	24.125		26.072		18.744			1:08.941		12	23.713		25.322		17.939				1:06.974	
6	23.190		26.556		18.033			1:07.779		13	22.961		25.370		17.881				<u>1:06.212</u>	
7	<u>22.949</u>		25.666		18.162			1:06.777		14	23.638		25.273		<u>17.847</u>				1:06.758	

13		Oilers Racing																		
lap	Sect-1	Speed	Sect-2	Speed	Sect-3	Speed	TopSpeed	laptime	pit	lap	Sect-1	Speed	Sect-2	Speed	Sect-3	Speed	Topspeed	laptime	pit	
1	Pit Out		29.022		19.319			1:06.580		8	23.029		25.393		18.149				1:06.571	
2	24.019		27.083		18.930			1:10.032		9	22.620		25.462		<u>17.811</u>				<u>1:05.893</u>	
3	23.789		26.481		18.324			1:08.594		10	23.052		25.450		18.680				1:07.182	
4	24.807		26.219		18.269			1:09.295		11	22.795		25.231		17.909				1:05.935	
5	23.106		25.595		18.388			1:07.089		12	23.092		25.244		17.995				1:06.331	
6	23.327		26.907		19.350			1:09.584		13	<u>22.591</u>		25.260		18.183				1:06.034	
7	22.642		25.607		18.151			1:06.400		14										

14		NRG IGORA DRIVE																		
lap	Sect-1	Speed	Sect-2	Speed	Sect-3	Speed	TopSpeed	laptime	pit	lap	Sect-1	Speed	Sect-2	Speed	Sect-3	Speed	Topspeed	laptime	pit	
1	Pit Out		27.525		18.551			1:03.716		8	22.260		25.018		17.822				1:05.100	
2	23.989		26.364		18.456			1:08.809		9	22.597		24.930		17.638				1:05.165	
3	23.278		26.042		18.329			1:07.649		10	22.426		24.993		17.868				1:05.287	
4	23.074		25.307		18.240			1:06.621		11	22.367		24.964		17.730				1:05.061	
5	22.680		25.305		18.012			1:05.997		12	22.404		24.935		<u>17.587</u>				1:04.926	
6	22.522		25.239		17.697			1:05.458		13	<u>22.193</u>		<u>24.848</u>		17.708				<u>1:04.749</u>	
7	22.421		24.961		17.601			1:04.983		14	22.338		24.957		17.629				1:04.924	

15		hoba																		
lap	Sect-1	Speed	Sect-2	Speed	Sect-3	Speed	TopSpeed	laptime	pit	lap	Sect-1	Speed	Sect-2	Speed	Sect-3	Speed	Topspeed	laptime	pit	
1	Pit Out		28.839		19.212			1:06.229		8	22.690		25.283		17.835				1:05.808	
2	24.257		26.792		18.631			1:09.680		9	23.107		25.203		18.376				1:06.686	
3	23.967		26.272		18.349			1:08.588		10	22.777		24.960		17.670				1:05.407	
4	23.130		26.506		17.982			1:07.618		11	22.704		24.904		17.611				1:05.219	
5	23.535		26.042		18.205			1:07.782		12	22.675		24.967		<u>17.559</u>				1:05.201	
6	22.782		25.317		17.837			1:05.936		13	<u>22.567</u>		<u>24.807</u>		17.686				<u>1:05.060</u>	
7	22.688		25.512		17.789			1:05.989		14	22.835		25.805		17.811				1:06.451	

16		KS Racing																		
lap	Sect-1	Speed	Sect-2	Speed	Sect-3	Speed	TopSpeed	laptime	pit	lap	Sect-1	Speed	Sect-2	Speed	Sect-3	Speed	Topspeed	laptime	pit	
1	Pit Out		29.320		20.272			1:08.698		8	22.616		25.564		18.524				1:06.704	
2	26.422		26.852		18.538			1:11.812		9	23.247		25.773		18.990				1:08.010	
3	23.443		26.467		18.429			1:08.339		10	24.160		26.585		18.379				1:09.124	
4	24.406		25.975		17.938			1:08.319		11	22.871		<u>25.346</u>		<u>17.849</u>				1:06.066	
5	23.078		25.999		18.023			1:07.100		12	22.690		25.557		18.060				1:06.307	
6	22.745		25.769		18.009			1:06.523		13	<u>22.557</u>		25.454		17.971				<u>1:05.982</u>	
7	22.891		25.954		17.983			1:06.828		14	22.636		26.093		17.852				1:06.581	



12H Karting Endurance Challenge 2026

Igora Drive

Qualifying

24 May 2026

Laps and Sector Times - Endurance

Igora - 1206mtr.

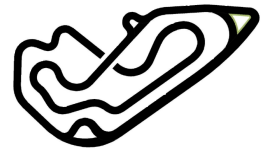
17 Utochka RT																			
lap	Sect-1	Speed	Sect-2	Speed	Sect-3	Speed	TopSpeed	laptime	pit	lap	Sect-1	Speed	Sect-2	Speed	Sect-3	Speed	Topspeed	laptime	pit
1	Pit Out		28.262		19.195			1:05.348		8	22.591		25.215		18.326			1:06.132	
2	24.871		26.618		18.571			1:10.060		9	22.573		25.207		18.016			1:05.796	
3	23.338		26.351		18.431			1:08.120		10	22.576		25.178		17.989			1:05.743	
4	23.074		26.195		18.004			1:07.273		11	<u>22.526</u>		25.158		17.941			1:05.625	
5	23.003		25.788		18.072			1:06.863		12	22.558		25.172		<u>17.842</u>			1:05.572	
6	22.896		25.558		17.995			1:06.449		13	22.554		<u>25.030</u>		17.948			<u>1:05.532</u>	
7	22.898		25.421		18.019			1:06.338		14	22.535		25.089		17.943			1:05.567	

18 Black Harbor																			
lap	Sect-1	Speed	Sect-2	Speed	Sect-3	Speed	TopSpeed	laptime	pit	lap	Sect-1	Speed	Sect-2	Speed	Sect-3	Speed	Topspeed	laptime	pit
1	Pit Out		28.611		19.262			1:05.850		8	22.769		25.613		17.970			1:06.352	
2	34.163		28.464		19.210			1:21.837		9	23.367		25.325		17.892			1:06.584	
3	23.810		26.070		18.688			1:08.568		10	22.766		25.451		18.030			1:06.247	
4	23.040		25.661		18.220			1:06.921		11	22.941		25.442		18.097			1:06.480	
5	23.392		25.992		18.405			1:07.789		12	22.724		<u>25.073</u>		<u>17.822</u>			<u>1:05.619</u>	
6	23.224		25.617		18.278			1:07.119		13	<u>22.619</u>		25.273		18.042			1:05.934	
7	22.963		25.498		17.982			1:06.443		14	22.734		25.294		17.991			1:06.019	

19 ART racing																			
lap	Sect-1	Speed	Sect-2	Speed	Sect-3	Speed	TopSpeed	laptime	pit	lap	Sect-1	Speed	Sect-2	Speed	Sect-3	Speed	Topspeed	laptime	pit
1	Pit Out		28.056		19.456			1:05.324		8	22.798		25.046		18.106			1:05.950	
2	25.381		26.865		18.912			1:11.158		9	22.760		25.062		17.838			1:05.660	
3	23.567		25.997		18.757			1:08.321		10	22.493		25.076		17.800			1:05.369	
4	23.245		25.413		18.285			1:06.943		11	22.546		25.001		17.765			1:05.312	
5	23.011		25.268		18.091			1:06.370		12	<u>22.435</u>		24.930		17.751			1:05.116	
6	22.706		25.332		18.850			1:06.888		13	22.558		<u>24.730</u>		17.699			1:04.987	
7	28.490		27.812		18.138			1:14.440		14	22.448		24.827		<u>17.690</u>			<u>1:04.965</u>	

20 EMCO Racing																			
lap	Sect-1	Speed	Sect-2	Speed	Sect-3	Speed	TopSpeed	laptime	pit	lap	Sect-1	Speed	Sect-2	Speed	Sect-3	Speed	Topspeed	laptime	pit
1	Pit Out		27.574		19.003			1:03.810		8	22.405		25.315		18.077			1:05.797	
2	24.340		26.246		18.792			1:09.378		9	22.428		25.314		18.376			1:06.118	
3	23.229		25.779		18.285			1:07.293		10	22.432		25.069		17.783			1:05.284	
4	22.892		25.767		17.918			1:06.577		11	26.161		28.838		18.003			1:13.002	
5	22.619		25.514		18.124			1:06.257		12	22.378		25.069		17.807			1:05.254	
6	22.667		25.325		18.024			1:06.016		13	<u>22.217</u>		24.906		17.792			1:04.915	
7	22.809		25.228		17.892			1:05.929		14	22.219		<u>24.779</u>		<u>17.696</u>			<u>1:04.694</u>	

21																			
lap	Sect-1	Speed	Sect-2	Speed	Sect-3	Speed	TopSpeed	laptime	pit	lap	Sect-1	Speed	Sect-2	Speed	Sect-3	Speed	Topspeed	laptime	pit
1	Pit Out		29.837		19.679			1:08.024		8	23.090		26.321		17.949			1:07.360	
2	25.188		27.575		18.720			1:11.483		9	23.115		25.397		<u>17.825</u>			1:06.337	
3	24.160		26.834		18.503			1:09.497		10	22.887		25.825		17.995			1:06.707	
4	23.596		26.477		18.275			1:08.348		11	<u>22.731</u>		25.199		17.966			1:05.896	
5	23.396		26.459		18.324			1:08.179		12	23.066		25.197		17.986			1:06.249	
6	23.580		26.102		18.212			1:07.894		13	22.914		<u>24.907</u>		18.167			1:05.988	
7	23.449		25.587		18.139			1:07.175		14	22.960		25.092		17.831			<u>1:05.883</u>	



12H Karting Endurance Challenge 2026

Igora Drive

Qualifying

24 May 2026

Laps and Sector Times - Endurance

Igora - 1206mtr.

22		Griphunters																	
lap	Sect-1	Speed	Sect-2	Speed	Sect-3	Speed	TopSpeed	laptime	pit	lap	Sect-1	Speed	Sect-2	Speed	Sect-3	Speed	Topspeed	laptime	pit
1	Pit Out		27.160		19.400			1:04.507		8	23.416		25.562		18.315			1:07.293	
2	24.160		26.409		18.896			1:09.465		9	22.487		25.222		17.926			1:05.635	
3	23.331		26.196		18.539			1:08.066		10	22.386		25.096		18.031			1:05.513	
4	23.085		25.346		18.509			1:06.940		11	22.403		26.777		17.984			1:07.164	
5	22.851		25.373		18.118			1:06.342		12	22.418		24.929		17.814			1:05.161	
6	22.529		25.561		18.082			1:06.172		13	<u>22.266</u>		24.898		17.951			1:05.115	
7	22.474		25.152		18.090			1:05.716		14	22.288		<u>24.764</u>		<u>17.732</u>			<u>1:04.784</u>	

23		MKT Racing																	
lap	Sect-1	Speed	Sect-2	Speed	Sect-3	Speed	TopSpeed	laptime	pit	lap	Sect-1	Speed	Sect-2	Speed	Sect-3	Speed	Topspeed	laptime	pit
1	Pit Out		28.754		20.020			1:06.491		8	22.992		25.675		18.350			1:07.017	
2	24.708		27.231		18.897			1:10.836		9	23.357		25.484		<u>18.115</u>			1:06.956	
3	24.048		26.965		18.789			1:09.802		10	23.750		27.016		18.302			1:09.068	
4	23.440		26.086		18.579			1:08.105		11	23.021		<u>25.272</u>		18.127			1:06.420	
5	23.415		26.041		18.328			1:07.784		12	23.087		25.345		18.275			1:06.707	
6	23.238		25.830		18.357			1:07.425		13	<u>22.712</u>		25.276		18.146			<u>1:06.134</u>	
7	23.114		25.861		18.159			1:07.134		14									

24		Progress																	
lap	Sect-1	Speed	Sect-2	Speed	Sect-3	Speed	TopSpeed	laptime	pit	lap	Sect-1	Speed	Sect-2	Speed	Sect-3	Speed	Topspeed	laptime	pit
1	Pit Out		30.027		20.459			1:11.754		8	22.361		24.988		17.713			1:05.062	
2	24.498		26.085		18.176			1:08.759		9	22.419		<u>24.890</u>		17.689			1:04.998	
3	23.336		25.863		18.268			1:07.467		10	22.126		24.899		17.638			1:04.663	
4	22.874		25.748		17.815			1:06.437		11	22.258		24.901		17.681			1:04.840	
5	22.656		25.191		17.869			1:05.716		12	22.202		25.098		17.934			1:05.234	
6	22.633		25.216		17.609			1:05.458		13	22.280		26.093		17.640			1:06.013	
7	22.475		24.945		17.561			1:04.981		14	<u>22.066</u>		24.989		<u>17.464</u>			<u>1:04.519</u>	