

WorldSPB-WorldWCR Test

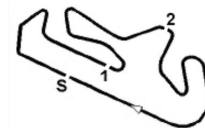
Test Day

19 - 23 March 2026

Laptimes - WWCRC - Combined All Day

Autodromo Internacional Algarve - 4592mtr.

Nbr	Name	Laps	lap	Lap ..1	Lap ..2	Lap ..3	Lap ..4	Lap ..5	Lap ..6	Lap ..7	Lap ..8	Lap ..9	Lap ..0	
66	Karolina Danak	79	1 - 10	2:08.942	2:04.517	2:02.647	2:00.260	2:01.256	2:00.009	1:59.727	1:59.499	1:59.732	1:57.752	
			11 - 20	1:57.791	1:58.130	1:58.002	2:21.303	48:37.990	1:59.135	1:57.772	1:57.688	1:57.035	1:56.479	
			21 - 30	1:57.595	2:29.153	3:19.624	1:58.023	1:57.197	1:56.848	2:19.019	48:53.741	1:57.553	1:57.382	
			31 - 40	1:56.095	1:55.727	2:38.404	3:58.169	1:56.518	1:56.582	1:56.503	1:55.903	2:01.155	2:26.030	
			41 - 50	2:18.30.6 44	1:57.641	2:13.325	2:05.708	1:57.671	1:57.352	1:57.279	1:57.655	1:56.697	1:57.187	
			51 - 60	1:56.614	1:56.801	1:56.067	2:19.346	49:34.833	2:22.044	2:58.574	1:56.871	1:56.313	1:56.229	
			61 - 70	1:56.288	2:20.959	2:15.242	2:25.359	1:56.930	2:25.443	50:15.069	1:58.103	1:56.992	1:56.159	
			71 - 80	1:56.737	1:58.081	2:00.574	1:57.167	1:56.935	2:24.417	3:04.686	1:57.419	2:27.454		
16	Lucy Michel	78	1 - 10	2:19.449	2:09.538	2:06.205	2:03.728	2:03.871	2:04.668	2:02.686	2:01.639	2:01.738	2:04.390	
			11 - 20	2:02.642	2:01.802	2:42.899	49:07.794	2:02.005	2:02.409	2:00.983	2:00.519	2:00.173	2:00.182	
			21 - 30	1:59.596	1:58.943	1:59.461	1:59.096	2:07.883	1:59.611	2:30.006	49:54.208	1:58.669	2:00.053	
			31 - 40	2:23.649	3:18.952	2:00.190	1:58.939	1:59.079	2:01.226	2:00.027	2:02.621	2:33.400	2:18.48.6 60	
			41 - 50	2:00.239	1:58.551	2:01.767	2:01.385	2:00.215	2:23.327	2:34.935	2:00.671	2:00.140	2:00.046	
			51 - 60	1:59.934	2:37.705	49:26.192	2:02.148	2:00.156	1:59.924	1:59.327	1:58.955	1:59.205	2:30.596	
			61 - 70	3:38.035	2:00.836	1:59.896	1:59.165	2:37.674	49:09.973	1:59.582	2:17.848	2:04.075	1:59.933	
			71 - 80	1:58.565	1:59.155	1:58.779	1:58.691	1:58.902	1:59.663	1:59.225	2:35.183			
36	Beatriz Neila	77	1 - 10	2:11.697	2:01.641	1:59.718	1:58.685	1:57.688	1:56.646	2:04.889	1:56.775	1:56.603	2:03.125	
			11 - 20	1:57.288	1:56.098	2:30.976	50:47.510	2:11.839	1:58.357	1:55.953	2:11.473	1:58.587	1:56.234	
			21 - 30	1:55.272	2:02.249	1:55.521	2:47.921	53:03.813	1:58.324	1:56.136	1:56.281	1:55.968	1:55.833	
			31 - 40	1:55.147	1:55.395	1:55.530	1:55.652	1:55.569	1:55.339	1:55.319	2:25.565	2:18.50.1 51	2:13.528	
			41 - 50	1:57.089	1:55.921	1:55.743	2:02.325	1:56.119	2:16.635	3:44.070	1:56.001	1:55.709	1:55.903	
			51 - 60	2:26.237	49:33.953	1:56.806	1:55.794	1:54.970	1:55.078	1:55.441	1:54.826	1:55.032	1:55.836	
			61 - 70	1:54.861	1:54.768	1:55.418	1:56.475	2:35.839	49:05.233	1:56.909	1:55.526	1:54.823	1:54.452	
			71 - 80	1:56.425	1:55.059	1:58.604	2:07.041	3:28.775	1:55.708	1:54.864				
41	Arianna Barale	76	1 - 10	2:12.128	2:04.890	2:04.778	2:03.255	2:02.543	2:09.454	2:00.327	1:59.538	1:59.750	2:00.520	
			11 - 20	1:58.784	2:26.626	51:07.372	1:59.869	1:59.101	1:59.245	1:58.877	2:33.126	2:36.128	2:09.168	
			21 - 30	1:58.962	1:58.515	2:11.386	2:07.689	2:33.559	47:52.084	1:57.463	1:58.552	1:58.203	2:08.568	
			31 - 40	1:59.090	2:29.662	2:34.619	2:20.192	1:58.314	1:58.614	1:59.385	2:32.302	2:18.02.6 98	1:59.844	
			41 - 50	1:59.405	1:58.375	1:58.831	2:07.714	2:10.874	1:59.353	1:58.237	1:58.315	1:58.598	2:01.303	
			51 - 60	1:58.720	2:35.011	48:25.465	2:01.509	2:06.448	1:59.159	1:57.814	1:58.224	1:57.512	2:30.374	
			61 - 70	2:30.863	1:58.100	2:02.729	2:36.779	51:46.528	2:02.293	1:58.347	1:58.894	1:58.230	1:58.079	
			71 - 80	2:22.646	2:27.031	1:59.637	1:59.452	2:21.685	2:29.158					
88	Denise Dal Zotto	75	1 - 10	2:15.808	2:03.485	2:02.596	2:00.672	2:02.892	2:02.337	1:58.975	1:58.679	2:00.388	1:58.339	
			11 - 20	1:58.958	1:58.889	2:04.183	2:31.687	49:22.193	1:58.140	1:57.712	1:57.221	1:57.162	2:26.005	
			21 - 30	5:41.983	2:03.372	1:59.482	2:01.740	2:25.420	50:51.792	1:57.419	1:57.376	1:57.219	1:58.957	
			31 - 40	2:11.521	1:56.662	2:28.834	3:25.468	1:58.115	1:59.312	2:33.861	2:18.56.9 93	2:25.530	3:52.408	
			41 - 50	1:58.693	1:58.982	1:58.227	1:58.672	1:57.802	1:57.981	2:02.442	1:57.669	1:58.871	2:31.889	
			51 - 60	48:30.357	1:57.434	1:58.208	1:58.475	1:56.711	1:57.235	1:58.318	2:36.612	3:29.812	2:05.186	
			61 - 70	1:58.498	1:58.576	2:33.633	49:13.954	1:58.470	2:19.135	2:27.444	3:04.988	2:02.804	2:02.040	
			71 - 80	1:57.073	2:16.091	1:58.271	1:56.951	2:28.024						
37	Line Vieillard	75	1 - 10	2:07.066	2:11.862	2:01.717	1:59.947	2:00.264	2:00.598	2:08.906	2:00.533	1:59.939	1:59.390	
			11 - 20	1:59.225	2:02.689	2:28.914	50:00.693	1:58.582	1:57.165	1:58.133	2:03.888	1:58.415	1:57.884	
			21 - 30	2:24.348	4:56.081	1:57.963	1:58.531	2:24.821	49:03.072	1:57.395	1:58.900	2:24.324	3:10.507	
			31 - 40	1:58.637	1:58.017	2:05.144	1:57.468	1:56.535	1:59.315	1:57.764	2:28.592	2:19.10.1 03	1:58.239	
			41 - 50	2:19.681	2:48.093	2:00.169	2:21.769	4:36.694	1:58.452	1:57.697	1:58.816	2:26.638	50:53.108	
			51 - 60	1:57.923	2:12.630	2:21.129	3:23.242	2:01.385	1:57.978	1:57.908	1:59.399	2:08.310	1:59.339	



WorldSPB-WorldWCR Test

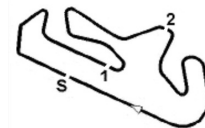
Test Day

19 - 23 March 2026

Laptimes - WWC R - Combined All Day

Autodromo Internacional Algarve - 4592mtr.

Nbr	Name	Laps	lap	Lap ..1	Lap ..2	Lap ..3	Lap ..4	Lap ..5	Lap ..6	Lap ..7	Lap ..8	Lap ..9	Lap ..0
			61 - 70	1:56.735	2:32.537	48:37.950	2:04.640	1:57.483	1:57.563	1:57.339	1:57.743	1:56.923	1:56.461
			71 - 80	1:56.878	2:18.889	2:53.534	1:58.782	2:29.481					
58	Paola Ramos	74	1 - 10	2:09.535	1:58.979	1:57.504	1:55.288	2:20.753	3:29.926	1:57.365	1:55.808	1:55.108	1:54.575
			11 - 20	1:54.405	1:56.766	2:24.000	49:17.280	1:56.188	1:55.514	1:55.032	1:55.352	2:00.673	2:18.710
			21 - 30	3:26.591	1:55.636	1:54.843	1:54.211	1:54.848	2:24.304	49:36.126	1:56.142	1:55.304	1:54.681
			31 - 40	1:54.313	1:54.783	1:54.282	1:54.415	2:02.243	1:56.192	1:55.186	1:55.845	1:56.850	2:26.658
			41 - 50	2:18.53.235	2:42.855	1:54.872	1:55.083	1:54.614	1:54.559	1:53.963	1:54.864	1:54.867	1:54.938
			51 - 60	1:54.297	1:54.076	2:02.441	2:30.477	49:16.039	2:27.002	1:57.481	1:55.295	1:54.895	1:54.359
			61 - 70	1:53.829	1:57.047	1:53.398	2:05.575	2:28.343	55:33.682	1:55.900	1:55.197	1:54.715	1:54.505
			71 - 80	2:25.857	4:57.623	2:04.294	2:17.732						
11	Yvonne Cerpa	74	1 - 10	2:05.341	2:00.104	2:02.230	1:57.905	1:57.241	2:00.618	1:57.064	1:56.771	1:58.710	1:56.586
			11 - 20	1:59.022	1:56.624	1:56.698	2:19.594	50:31.449	2:02.642	2:00.595	1:56.480	2:13.193	1:57.344
			21 - 30	2:02.781	1:57.068	1:56.805	1:58.366	2:01.031	1:59.170	2:40.985	49:48.340	1:56.223	1:57.134
			31 - 40	1:56.639	2:00.817	2:11.517	1:57.215	2:35.514	3:58.436	1:57.100	1:57.683	2:25.203	2:18.13.093
			41 - 50	1:58.187	1:56.762	1:57.040	1:56.965	1:56.378	1:57.234	1:57.545	1:56.593	1:57.827	1:57.178
			51 - 60	2:16.512	54:01.043	2:21.834	1:58.222	1:57.399	2:38.667	6:34.411	1:59.051	2:06.196	1:57.575
			61 - 70	2:04.587	2:42.171	48:57.280	1:58.462	2:52.690	2:32.811	1:56.545	1:58.111	1:56.666	1:57.371
			71 - 80	1:56.520	1:57.082	1:58.730	1:59.014						
12	Muklada Sarapuech	74	1 - 10	2:21.749	2:05.428	2:01.320	2:03.674	2:00.560	2:01.731	2:01.284	2:01.197	2:00.608	1:59.470
			11 - 20	1:59.790	2:00.306	2:40.056	49:48.601	1:59.218	1:58.380	1:58.270	2:32.550	3:11.970	1:58.135
			21 - 30	1:58.853	1:58.189	1:57.459	1:57.442	1:58.117	2:30.747	51:45.084	1:57.998	1:57.289	1:58.230
			31 - 40	1:58.002	1:58.530	1:57.796	1:57.258	2:13.379	1:57.480	1:56.891	2:39.385	2:19.00.038	2:41.134
			41 - 50	1:56.553	1:58.440	1:58.494	2:32.209	3:29.023	1:58.258	1:57.938	1:57.940	1:57.901	2:33.585
			51 - 60	50:35.462	2:25.823	1:57.298	1:56.532	1:56.520	2:01.446	1:56.894	1:56.630	1:56.540	1:56.334
			61 - 70	1:55.971	1:59.723	2:23.608	52:44.178	2:44.481	1:55.897	1:55.594	1:56.799	2:23.464	2:59.951
			71 - 80	2:04.627	1:59.647	1:57.035	2:27.679						
99	Isis Carreno	74	1 - 10	3:03.847	2:24.085	2:16.329	2:13.850	2:12.366	2:12.424	2:48.951	3:48.019	2:08.005	2:08.063
			11 - 20	2:35.552	48:50.523	2:04.744	2:04.510	2:03.233	2:03.783	2:02.949	2:02.185	2:01.277	2:21.485
			21 - 30	3:45.433	2:03.037	2:28.773	50:33.047	2:04.379	2:02.405	2:01.040	2:00.450	2:00.222	2:27.085
			31 - 40	4:35.613	2:04.045	1:59.503	1:59.933	2:26.316	2:18.20.074	2:01.714	2:01.695	2:01.920	2:13.980
			41 - 50	2:01.340	2:00.642	2:00.568	2:10.298	1:59.738	1:59.539	1:58.927	2:17.637	50:15.144	2:07.142
			51 - 60	2:00.999	2:00.544	1:59.332	1:58.951	2:29.254	3:36.659	2:01.506	2:05.696	1:58.072	2:04.835
			61 - 70	2:37.370	48:28.661	2:00.779	1:59.442	2:20.843	1:58.652	2:02.573	2:04.716	2:00.796	1:58.369
			71 - 80	2:13.422	1:57.140	2:00.412	2:43.639						
46	Pakita Ruiz	73	1 - 10	2:18.870	2:03.508	1:59.863	1:58.462	1:57.650	1:56.919	2:00.286	1:57.628	1:56.975	1:56.536
			11 - 20	1:56.125	1:57.703	2:21.581	52:17.749	1:58.484	1:58.769	1:56.947	1:57.918	1:56.191	1:56.785
			21 - 30	2:19.044	4:10.496	1:56.895	2:20.449	50:14.129	1:57.166	1:56.611	1:56.191	2:03.989	1:58.190
			31 - 40	2:22.051	3:28.110	1:57.024	1:58.703	1:57.156	2:01.416	2:27.143	2:18.20.092	1:58.095	1:56.745
			41 - 50	1:56.753	1:56.918	1:56.809	1:56.944	1:56.465	2:20.379	4:17.547	1:56.681	1:58.175	2:25.484
			51 - 60	48:23.770	1:57.941	1:57.190	1:56.850	1:56.666	1:56.578	1:56.368	2:18.835	3:56.841	1:56.817
			61 - 70	1:56.369	2:26.403	2:41.674	50:07.990	1:56.002	1:54.931	1:55.212	1:55.256	1:55.968	2:22.738
			71 - 80	3:03.555	2:04.121	2:19.531							
64	Sara Sanchez	73	1 - 10	2:20.627	2:02.241	1:59.182	1:58.776	1:58.474	1:57.436	1:58.470	1:58.654	1:56.741	1:56.282
			11 - 20	1:55.730	2:00.183	2:19.670	52:07.356	1:59.784	2:11.095	1:57.112	2:03.261	1:56.943	2:08.749
			21 - 30	1:56.363	1:57.800	1:58.147	1:59.210	2:00.703	2:25.659	53:51.499	1:56.432	2:01.881	2:10.355
			31 - 40	1:57.324	2:24.252	1:55.819	1:59.081	1:55.663	2:15.481	2:25.588	2:18.10.146	1:59.655	1:57.887



WorldSPB-WorldWCR Test

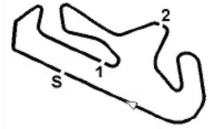
Test Day

19 - 23 March 2026

Laptimes - WWCRC - Combined All Day

Autodromo Internacional Algarve - 4592mtr.

Nbr	Name	Laps	lap	Lap ..1	Lap ..2	Lap ..3	Lap ..4	Lap ..5	Lap ..6	Lap ..7	Lap ..8	Lap ..9	Lap ..0
			41 - 50	1:57.885	1:56.937	1:58.156	1:56.766	2:23.799	1:57.173	1:57.887	1:56.119	1:55.512	1:56.102
			51 - 60	2:19.523	49:31.838	2:24.317	1:56.795	1:56.937	1:55.966	2:07.932	1:55.759	1:55.767	1:55.700
			61 - 70	2:39.749	56:28.961	1:58.007	2:51.080	2:45.847	2:16.153	2:02.796	2:00.978	1:57.189	2:15.037
			71 - 80	1:57.102	1:58.922	2:27.625							
26	Katie Hand	72	1 - 10	2:10.957	2:03.336	2:01.749	2:01.622	2:00.944	2:00.565	1:59.990	2:01.319	1:59.812	1:58.704
			11 - 20	2:00.408	2:00.305	2:00.017	2:35.992	48:08.123	2:00.735	1:58.284	1:57.837	1:58.041	1:59.061
			21 - 30	1:57.662	2:23.947	4:17.227	1:59.734	1:59.501	2:27.081	49:41.481	1:58.818	1:58.146	1:58.090
			31 - 40	2:10.641	2:24.835	5:07.859	1:58.192	1:59.485	2:08.648	1:58.861	2:37.874	2:18:35.4 34	2:00.784
			41 - 50	1:59.279	1:59.909	1:58.918	2:00.317	1:58.971	1:59.179	2:24.891	58:46.910	1:59.562	1:59.541
			51 - 60	2:08.049	1:58.327	1:58.584	1:59.022	2:10.409	1:59.285	1:59.011	2:02.918	1:59.028	1:59.491
			61 - 70	2:38.696	48:15.047	1:59.047	1:59.196	2:14.531	1:58.662	1:59.973	1:58.637	1:57.066	1:57.173
			71 - 80	1:57.527	2:17.064								
83	Astrid Madrigal	72	1 - 10	2:14.959	2:06.194	2:04.270	2:02.183	1:59.540	2:02.411	2:00.078	2:09.190	2:00.605	1:57.646
			11 - 20	1:58.449	2:25.420	53:16.100	2:15.997	1:59.541	1:58.290	2:34.413	3:41.821	1:57.874	1:57.107
			21 - 30	1:57.487	2:17.485	1:57.290	2:56.192	49:19.239	1:56.938	1:58.745	1:57.084	1:58.246	2:12.607
			31 - 40	1:56.166	2:22.808	1:56.367	2:24.397	4:01.939	2:45.289	2:18:17.5 26	2:08.192	2:10.613	2:27.191
			41 - 50	2:29.774	3:44.594	1:58.115	1:57.237	2:16.684	2:07.286	1:57.318	2:43.993	48:44.512	2:19.848
			51 - 60	2:20.017	1:56.703	1:57.767	2:07.355	1:56.900	1:57.597	1:56.100	2:07.280	1:57.400	2:44.264
			61 - 70	52:19.153	1:58.864	2:51.926	2:45.040	2:17.036	2:05.035	1:59.470	1:57.901	2:13.100	1:57.222
			71 - 80	1:58.028	2:42.743								
14	Mallory Dobbs	71	1 - 10	2:14.970	2:05.705	2:03.125	2:02.792	2:01.552	2:01.012	2:24.725	4:13.546	2:00.495	2:00.948
			11 - 20	2:27.321	51:33.969	2:00.110	1:58.850	1:59.013	1:58.448	1:58.427	1:58.330	1:57.910	2:25.705
			21 - 30	4:06.570	1:59.183	2:23.120	49:47.703	1:59.674	1:58.403	1:58.423	1:58.020	1:57.360	1:57.383
			31 - 40	1:57.354	1:57.520	1:57.815	1:57.455	1:57.799	2:24.707	2:20:43.2 01	1:59.664	1:58.363	1:58.380
			41 - 50	1:58.766	1:58.286	1:58.216	2:19.939	3:28.504	1:58.892	1:59.148	2:22.884	51:49.221	1:59.592
			51 - 60	1:59.332	1:58.489	1:58.981	1:57.246	2:27.723	4:01.174	1:58.229	1:58.384	1:57.957	2:30.038
			61 - 70	49:59.763	1:58.081	1:57.762	2:04.115	1:58.629	2:20.334	3:26.949	2:00.146	2:08.338	1:59.983
			71 - 80	1:58.695									
4	Emily Bondi	70	1 - 10	2:01.105	2:15.422	4:18.286	2:18.976	6:33.506	2:00.519	1:57.885	1:58.872	2:17.700	50:27.759
			11 - 20	1:56.770	1:57.457	3:05.388	6:17.171	1:58.771	2:18.899	4:14.835	53:26.943	1:57.414	1:57.921
			21 - 30	1:57.083	1:57.025	1:57.677	1:57.349	1:57.397	1:57.059	1:56.616	1:56.808	1:57.064	1:57.244
			31 - 40	2:17.462	2:18:37.9 02	2:43.279	1:56.662	1:58.307	1:58.696	1:57.199	2:13.904	3:00.909	1:56.053
			41 - 50	1:57.431	1:56.673	1:57.221	2:12.399	49:48.992	2:26.976	1:57.430	1:56.683	1:56.454	1:57.560
			51 - 60	1:58.004	1:57.122	1:57.103	1:57.042	1:56.854	1:57.812	2:15.228	50:14.995	1:58.171	1:57.097
			61 - 70	1:56.102	1:56.738	1:57.659	1:58.349	2:00.306	1:58.012	2:01.369	1:58.241	1:57.658	1:58.015
22	Martina Guarino	70	1 - 10	2:07.319	2:03.092	2:01.647	2:01.722	2:01.463	2:00.620	1:59.267	2:21.755	4:10.112	2:00.656
			11 - 20	2:28.969	51:43.184	1:58.810	1:58.191	1:57.931	1:57.616	1:59.285	1:58.459	2:08.125	2:03.464
			21 - 30	2:19.531	2:45.190	53:30.836	1:57.619	1:57.322	1:56.509	1:56.578	2:34.925	2:55.509	1:58.458
			31 - 40	2:14.988	2:23.124	2:24:39.7 10	2:04.370	1:58.438	1:58.403	1:57.899	2:00.720	1:57.383	2:20.877
			41 - 50	1:57.822	1:57.169	1:57.206	1:56.777	1:56.910	2:44.900	48:41.677	1:58.479	1:57.230	2:01.446
			51 - 60	2:32.547	1:58.552	2:06.948	1:57.753	1:57.017	1:58.074	3:00.610	53:42.702	1:58.658	1:57.674
			61 - 70	2:22.582	2:02.611	1:59.590	2:02.614	2:02.467	1:57.854	2:12.610	1:57.848	1:58.064	2:49.169
44	Patrycja Sowa	68	1 - 10	2:05.660	2:01.054	2:00.418	1:59.250	2:00.687	2:01.441	2:03.192	1:59.736	1:59.079	1:58.455
			11 - 20	2:29.805	54:21.175	1:58.519	1:58.991	1:58.970	1:57.508	1:59.910	1:57.804	2:07.570	1:59.218
			21 - 30	1:59.161	2:22.854	54:45.794	1:58.385	1:58.152	1:57.930	2:19.175	4:24.873	1:59.093	1:58.890
			31 - 40	2:25.260	2:23:37.2 80	1:58.888	1:59.647	2:05.236	1:58.990	1:59.823	2:07.045	1:59.631	1:58.495



WorldSPB-WorldWCR Test

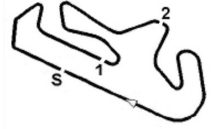
Test Day

19 - 23 March 2026

Laptimes - WWCRC - Combined All Day

Autodromo Internacional Algarve - 4592mtr.

Nbr	Name	Laps	lap	Lap ..1	Lap ..2	Lap ..3	Lap ..4	Lap ..5	Lap ..6	Lap ..7	Lap ..8	Lap ..9	Lap ..0
			41 - 50	1:58.315	1:58.520	1:57.819	1:59.333	2:33.154	48:25.622	1:58.833	1:58.177	1:58.084	2:12.919
			51 - 60	1:59.390	1:57.756	2:29.330	3:36.634	2:03.904	1:59.353	2:02.123	2:42.453	48:30.244	1:58.723
			61 - 70	1:59.087	2:02.562	1:58.405	1:58.323	2:17.480	1:58.701	1:58.577	2:47.419		
20	Natalia Rivera	68	1 - 10	2:10.817	2:02.071	1:58.128	1:57.578	1:57.247	1:57.140	1:57.071	2:00.466	1:57.617	1:56.732
			11 - 20	1:57.042	1:56.810	2:27.974	51:30.873	1:59.277	1:57.768	1:58.484	1:57.374	1:57.606	2:39.442
			21 - 30	3:06.030	2:00.391	2:01.279	1:57.573	2:27.160	50:38.208	1:56.891	1:56.736	1:56.045	1:57.774
			31 - 40	1:57.460	1:56.191	1:55.932	2:03.808	1:57.051	1:58.630	1:56.388	2:32.136	2:19:54.989	1:58.847
			41 - 50	1:58.284	1:57.090	2:05.521	1:58.634	1:56.500	1:58.675	2:01.288	2:23.851	56:59.414	1:58.284
			51 - 60	1:58.144	1:56.407	1:57.935	2:00.309	1:58.081	1:57.381	1:57.948	2:18.171	57:54.541	1:55.981
			61 - 70	1:55.755	1:55.896	1:56.246	1:57.050	1:58.986	2:04.982	2:00.444	2:22.201		
19	Adela Ourednickova	67	1 - 10	2:12.479	2:02.623	2:00.614	2:00.350	1:59.304	1:58.683	2:02.530	2:00.758	1:58.531	1:57.650
			11 - 20	1:58.335	2:27.348	52:02.698	1:59.415	1:58.294	1:58.321	1:58.026	1:58.357	1:59.892	1:57.803
			21 - 30	1:57.883	1:57.978	2:27.215	54:00.968	1:58.538	1:58.964	1:59.030	2:23.891	3:18.258	1:58.321
			31 - 40	1:57.777	2:27.232	2:20:50.992	2:01.712	1:58.701	1:58.358	1:58.183	1:59.297	1:58.388	1:58.939
			41 - 50	1:58.052	2:25.112	56:53.089	2:01.825	1:59.590	1:58.402	1:57.304	1:57.929	1:56.776	1:58.408
			51 - 60	2:15.704	2:00.850	2:03.153	1:59.393	1:59.047	2:38.133	48:39.059	1:59.628	1:58.632	1:58.152
			61 - 70	1:57.884	1:57.447	1:57.356	1:56.659	1:57.274	1:57.126	2:24.427			
6	Maria Herrera	66	1 - 10	2:00.475	1:59.892	1:55.233	1:55.876	2:11.980	2:31.513	1:54.337	1:55.239	2:04.304	1:54.642
			11 - 20	1:54.574	1:54.588	2:30.126	51:05.793	1:59.274	1:55.531	2:11.492	1:59.065	2:04.296	2:11.265
			21 - 30	2:16.660	1:54.865	1:54.941	2:15.456	53:45.026	1:54.689	1:54.323	1:54.027	1:53.758	1:53.872
			31 - 40	1:53.752	1:53.358	1:53.777	2:17.760	3:02.599	1:54.921	2:20.975	2:19:11.394	1:54.839	1:54.126
			41 - 50	1:53.857	1:55.190	1:54.992	1:54.387	1:55.704	2:03.538	2:16.771	57:35.706	2:00.194	1:55.051
			51 - 60	1:53.964	1:54.084	1:54.322	1:59.637	1:54.280	1:54.073	1:53.787	1:58.495	1:54.695	2:24.328
			61 - 70	52:17.359	1:53.349	2:08.145	1:53.572	1:52.728	2:16.576				
8	Tayla Relph	66	1 - 10	2:17.258	2:05.656	2:03.082	2:05.136	2:01.569	2:01.033	2:21.224	4:30.502	2:01.620	2:01.311
			11 - 20	2:00.256	2:37.085	49:00.344	2:01.637	1:58.699	1:58.099	1:57.866	1:57.945	1:57.941	2:29.333
			21 - 30	4:01.971	1:58.861	1:58.170	2:04.092	2:35.253	48:20.327	1:59.519	1:59.279	1:58.542	1:58.636
			31 - 40	2:01.149	1:57.275	2:22.201	3:45.987	1:57.500	2:18.815	2:22:04.626	1:58.479	1:57.142	1:57.197
			41 - 50	1:57.226	2:03.146	2:12.532	3:19.064	1:59.476	2:00.031	2:19.965	53:39.053	1:57.339	1:57.581
			51 - 60	1:57.491	1:56.790	2:04.953	2:03.697	2:20.037	3:55.506	1:56.597	1:56.983	2:28.935	59:27.190
			61 - 70	1:57.451	1:56.098	1:56.902	1:58.491	1:59.999	2:26.611				
15	Chloe Jones	66	1 - 10	2:05.991	2:00.273	2:01.565	1:59.028	1:58.853	1:58.907	2:19.350	3:54.114	1:59.453	1:58.457
			11 - 20	1:58.500	2:31.618	51:05.132	1:58.161	1:57.718	1:57.234	1:57.068	2:43.126	1:02:55.173	1:58.077
			21 - 30	1:57.891	2:24.270	4:11.603	1:57.462	2:22.597	3:51.016	1:57.554	1:56.980	1:58.554	2:31.268
			31 - 40	2:16:22.487	2:16.550	1:58.697	1:58.181	1:58.357	1:57.342	2:01.512	2:03.513	2:02.153	1:57.580
			41 - 50	2:06.006	2:28.993	53:58.819	1:59.866	1:58.981	1:56.794	1:56.666	2:30.415	3:36.136	1:59.245
			51 - 60	2:09.329	1:56.428	2:05.733	2:35.907	48:07.568	1:58.505	1:57.606	1:56.587	1:56.910	2:25.936
			61 - 70	3:20.293	2:02.151	2:03.987	2:20.045	1:57.024	1:57.820				
94	Lucie Boudesseul	48	1 - 10	2:07.813	2:03.236	2:01.178	1:59.061	1:58.816	1:58.469	1:57.770	2:00.585	2:14.705	2:12:56.229
			11 - 20	2:44:19.524	1:58.731	1:57.338	1:57.373	1:57.147	1:57.460	1:56.885	1:56.682	1:56.155	1:55.870
			21 - 30	1:56.060	1:56.336	1:56.165	2:18.448	50:10.731	1:56.978	1:56.959	1:57.619	1:56.242	1:56.022
			31 - 40	1:55.899	1:57.030	1:56.044	1:59.826	2:21.136	54:44.241	1:56.772	1:56.632	1:57.297	1:56.372
			41 - 50	2:08.710	2:12.096	1:56.761	1:55.945	2:09.167	1:57.112	1:55.505	2:24.281		
96	Roberta Ponziani	42	1 - 10	2:08.277	1:58.390	1:58.553	1:56.731	1:57.021	2:22:56.109	1:56.363	1:57.054	1:55.671	1:57.984
			11 - 20	2:20.843	3:34.307	1:56.425	1:55.383	1:55.710	1:55.809	2:23.064	2:20:09.329	9:34.191	1:55.865
			21 - 30	1:03:03.193	1:56.000	1:59.178	2:22.515	5:59.166	1:55.905	1:55.160	1:55.648	1:56.364	2:20.261



WorldSPB-WorldWCR Test

Test Day

19 - 23 March 2026

Laptimes - WWCRC - Combined All Day

Autodromo Internacional Algarve - 4592mtr.

Nbr	Name	Laps	lap	Lap ..1	Lap ..2	Lap ..3	Lap ..4	Lap ..5	Lap ..6	Lap ..7	Lap ..8	Lap ..9	Lap ..0
		31 - 40	54:28.034	1:56.108	1:55.303	1:56.332	1:54.660	1:57.297	2:18.185	3:00.845	2:01.084	1:55.768	
		41 - 50	1:55.539	2:25.518									