

## WorldSPB-WorldWCR Test

Test Day

19 - 23 March 2026

Laps and Sector Times - WSPB - Free Practice 6

Autodromo Internacional Algarve - 4592mtr.

6		Jeffrey Buis							Suzuki GSX-8R										
lap	Sect-1	Speed	Sect-2	Speed	Sect-3	Speed	TopSpeed	laptime	pit	lap	Sect-1	Speed	Sect-2	Speed	Sect-3	Speed	Topspeed	laptime	pit
1	Pit Out		31.797	116.0	42.867			1:59.676		5	36.862		31.279	117.6	42.718		225.5	1:50.859	
2	37.697		31.644	118.3	42.264		217.3	1:51.605		6	<u>36.646</u>		31.573	<u>119.7</u>	42.284		<u>228.3</u>	1:50.503	
3	36.983		<u>31.233</u>	116.9	42.328		226.4	1:50.544		7	42.589		31.921	115.9	Pit In		226.9	2:18.553	
4	36.981		31.247	117.8	<u>42.210</u>		227.4	<u>1:50.438</u>		8									

7		Benat Fernandez							Kove 450RR										
lap	Sect-1	Speed	Sect-2	Speed	Sect-3	Speed	TopSpeed	laptime	pit	lap	Sect-1	Speed	Sect-2	Speed	Sect-3	Speed	Topspeed	laptime	pit
1	Pit Out		33.721	104.5	43.822			1:58.826		5	Pit Out		32.484	118.4	43.097			14:13.220	
2	37.680		32.978	116.6	43.683		225.5	1:54.341		6	<u>37.115</u>		<u>31.857</u>	118.2	<u>42.958</u>		229.8	<u>1:51.930</u>	
3	37.705		32.284	<u>119.1</u>	43.402		226.4	1:53.391		7	37.217		32.558	114.8	Pit In		<u>231.3</u>	2:10.698	
4	38.168		32.177	116.0	Pit In		<u>231.3</u>	<u>2:07.113</u>		8									

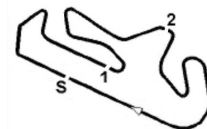
11		Mattia Sorrenti							Aprilia RS 660 Factory										
lap	Sect-1	Speed	Sect-2	Speed	Sect-3	Speed	TopSpeed	laptime	pit	lap	Sect-1	Speed	Sect-2	Speed	Sect-3	Speed	Topspeed	laptime	pit
1	Pit Out		32.768	113.0	43.824			2:01.806		6	36.750		31.279	118.7	42.016		231.3	1:50.045	
2	36.830		31.190	120.5	<u>41.790</u>		231.3	1:49.810		7	36.490		31.350	<u>120.9</u>	42.383		<u>232.8</u>	1:50.223	
3	36.795		31.137	117.4	42.064		230.8	1:49.996		8	36.517		32.386	116.1	42.221		226.4	1:51.124	
4	36.484		31.220	118.0	41.995		230.3	<u>1:49.699</u>		9	36.707		31.311	118.4	42.249		228.8	1:50.267	
5	<u>36.473</u>		<u>31.103</u>	115.1	42.503		230.8	1:50.079		10	41.060		37.903	105.2	Pit In		232.3	2:26.109	

12		Humberto Maier							Yamaha YZF-R7										
lap	Sect-1	Speed	Sect-2	Speed	Sect-3	Speed	TopSpeed	laptime	pit	lap	Sect-1	Speed	Sect-2	Speed	Sect-3	Speed	Topspeed	laptime	pit
1	Pit Out		32.005	109.8	44.330			1:59.177		6	36.985		31.484	<u>117.1</u>	42.362		229.8	1:50.831	
2	41.038		32.182	113.8	43.567		228.8	1:56.787		7	36.949		31.537	114.8	42.428		224.5	1:50.914	
3	37.107		31.690	114.5	43.221		229.3	1:52.018		8	47.044		32.932	113.3	43.281		220.9	2:03.257	
4	<u>36.807</u>		31.745	115.0	42.502		<u>231.3</u>	1:51.054		9	37.005		<u>31.481</u>	<u>117.1</u>	<u>42.284</u>		228.8	<u>1:50.770</u>	
5	43.143		33.271	111.6	43.061		227.8	1:59.475		10	42.398		32.264	113.6	Pit In		227.8	2:25.465	

16		Alvaro Fuertes							Kawasaki ZX-6R 636										
lap	Sect-1	Speed	Sect-2	Speed	Sect-3	Speed	TopSpeed	laptime	pit	lap	Sect-1	Speed	Sect-2	Speed	Sect-3	Speed	Topspeed	laptime	pit
1	Pit Out		39.079	109.6	46.913			2:24.612		6	37.799		32.095	111.9	42.605		220.4	1:52.499	
2	36.617		31.502	117.1	<u>41.908</u>		227.4	1:50.027		7	36.741		31.165	111.9	42.016		224.1	1:49.922	
3	38.266		31.673	115.3	42.834		223.1	1:52.773		8	42.018		31.438	<u>118.4</u>	42.088		220.4	1:55.544	
4	36.624		<u>31.012</u>	113.9	41.983		224.1	1:49.619		9	<u>36.305</u>		31.236	117.1	41.959		<u>227.8</u>	<u>1:49.500</u>	
5	36.307		31.763	117.3	42.105		224.5	1:50.175		10	39.416		32.373	117.3	Pit In		225.9	2:18.245	

18		Bruno Ieraci							Triumph Daytona 660										
lap	Sect-1	Speed	Sect-2	Speed	Sect-3	Speed	TopSpeed	laptime	pit	lap	Sect-1	Speed	Sect-2	Speed	Sect-3	Speed	Topspeed	laptime	pit
1	Pit Out	96.5	32.138	114.4	42.449			2:04.056		7	Pit Out	99.5	32.086	116.5	42.572			5:29.474	
2	<u>36.789</u>	105.3	31.669	119.3	<u>42.122</u>		220.4	<u>1:50.580</u>		8	37.118	105.4	31.443	<u>123.3</u>	42.452		<u>220.9</u>	1:51.013	
3	36.843	102.3	31.550	115.6	42.453		220.4	1:50.846		9	36.935	103.0	31.425	119.3	42.435		220.4	1:50.795	
4	36.850	104.9	<u>31.376</u>	122.6	42.522		219.1	1:50.748		10	36.792	<u>107.6</u>	31.568	123.0	42.441		220.4	1:50.801	
5	40.006	103.8	32.300	116.1	42.773		219.5	1:55.079		11	43.902	95.2	37.660	112.9	Pit In		219.5	2:32.548	
6	38.506	99.3	37.784	105.1	Pit In		219.5	2:26.653		12									

21		Troy Sovicka							Yamaha YZF-R7										
lap	Sect-1	Speed	Sect-2	Speed	Sect-3	Speed	TopSpeed	laptime	pit	lap	Sect-1	Speed	Sect-2	Speed	Sect-3	Speed	Topspeed	laptime	pit
1	Pit Out		39.122	105.2	47.626			2:18.624		7	38.583		36.134	112.0	45.263		224.5	1:59.980	
2	37.733		32.661	110.0	43.669		<u>233.3</u>	1:54.063		8	38.024		37.835	112.1	Pit In		221.8	2:22.151	
3	37.886		32.576	113.0	43.918		226.4	1:54.380		9	Pit Out		34.036	110.3	44.907			3:25.197	
4	37.929		32.540	114.3	43.765		222.7	1:54.234		10	37.644		32.878	115.4	46.801		223.6	1:57.323	



## WorldSPB-WorldWCR Test

**Test Day**
**19 - 23 March 2026**
**Laps and Sector Times - WSPB - Free Practice 6**
**Autodromo Internacional Algarve - 4592mtr.**

5	37.771	<u>32.222</u>	113.1	<u>43.625</u>	225.0	<u>1:53.618</u>	11	<u>37.625</u>	32.406	<u>120.4</u>	Pit In	227.4	<u>2:22.997</u>
6	40.112	40.964	108.8	44.183	227.4	2:05.259	12						

23		Elia Bartolini							Triumph Daytona 660										
lap	Sect-1	Speed	Sect-2	Speed	Sect-3	Speed	TopSpeed	laptime	pit	lap	Sect-1	Speed	Sect-2	Speed	Sect-3	Speed	Topspeed	laptime	pit
1	Pit Out	96.2	32.250	112.7	<u>42.696</u>			2:03.747		7	38.007	97.1	32.012	117.3	43.388		221.8	1:53.407	
2	36.899	<u>109.5</u>	32.196	117.3	43.172		223.6	1:52.267		8	37.415	103.6	31.867	116.8	53.776		222.2	2:03.058	
3	37.151	105.4	31.913	117.9	43.192		220.0	1:52.256		9	37.302	104.9	31.916	116.8	42.886		223.1	1:52.104	
4	37.235	106.2	32.112	117.4	43.417		218.6	1:52.764		10	<u>36.764</u>	108.1	32.306	116.1	46.148		<u>225.0</u>	1:55.218	
5	37.291	101.1	31.946	117.9	43.259		222.7	1:52.496		11	37.237	101.3	<u>31.725</u>	<u>118.9</u>	42.725		221.3	<u>1:51.687</u>	
6	37.815	100.5	33.013	112.4	49.610		222.7	2:00.438		12	36.875	104.1	32.078	118.0	Pit In		224.5	2:12.908	

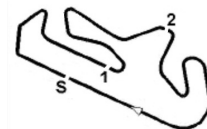
26		Mirko Gennai							Yamaha YZF-R7										
lap	Sect-1	Speed	Sect-2	Speed	Sect-3	Speed	TopSpeed	laptime	pit	lap	Sect-1	Speed	Sect-2	Speed	Sect-3	Speed	Topspeed	laptime	pit
1	Pit Out		33.561	118.4	44.801			2:02.725		3	39.144		<u>33.029</u>	<u>121.1</u>	<u>44.418</u>		205.7	<u>1:56.591</u>	
2	39.556		33.606	111.2	44.960		203.8	1:58.122		4	<u>38.920</u>		34.804	114.6	Pit In		<u>208.5</u>	2:17.224	

27		Felix Mulya							Yamaha YZF-R7										
lap	Sect-1	Speed	Sect-2	Speed	Sect-3	Speed	TopSpeed	laptime	pit	lap	Sect-1	Speed	Sect-2	Speed	Sect-3	Speed	Topspeed	laptime	pit
1	Pit Out		32.766	116.9	49.509			2:06.027		8	39.767		35.450	105.5	Pit In		226.9	2:22.360	
2	37.369		32.171	116.0	42.713		<u>233.8</u>	1:52.253		9	Pit Out		45.265	101.3	51.111			5:17.761	
3	37.399		32.045	118.4	46.351		230.3	1:55.795		10	37.294		31.936	115.5	42.565		228.8	1:51.795	
4	37.204		32.379	114.2	42.825		225.9	1:52.408		11	37.446		32.247	<u>119.5</u>	42.867		225.5	1:52.560	
5	37.032		32.022	117.3	42.760		228.8	1:51.814		12	37.339		31.974	116.6	42.851		224.1	1:52.164	
6	43.487		33.389	94.0	43.631		228.3	2:00.507		13	39.328		32.386	118.4	42.816		225.0	1:54.530	
7	<u>36.929</u>		<u>31.874</u>	116.6	<u>42.489</u>		229.3	<u>1:51.292</u>		14									

33		Gonzalo Sanchez							Yamaha YZF-R7										
lap	Sect-1	Speed	Sect-2	Speed	Sect-3	Speed	TopSpeed	laptime	pit	lap	Sect-1	Speed	Sect-2	Speed	Sect-3	Speed	Topspeed	laptime	pit
1	Pit Out		31.846	115.8	44.233			2:01.103		7	37.380		31.754	118.2	42.835		230.3	1:51.969	
2	41.321		31.812	117.1	43.376		229.3	1:56.509		8	43.292		34.453	113.2	43.239		228.3	2:00.984	
3	37.255		31.572	116.4	43.084		230.3	1:51.911		9	<u>37.238</u>		<u>31.368</u>	<u>120.7</u>	<u>42.324</u>		<u>232.3</u>	<u>1:50.930</u>	
4	37.368		31.759	117.1	42.924		229.8	1:52.051		10	42.350		32.159	111.5	Pit In		229.8	2:18.907	
5	37.379		38.427	113.6	42.917		225.0	1:58.723		11	Pit Out		35.124	115.9	45.091			6:55.509	
6	37.419		31.587	120.0	42.903		225.9	1:51.909		12	38.061		34.422	117.1	Pit In		225.9	2:11.246	

34		Xavi Artigas							Kawasaki ZX-6R 636										
lap	Sect-1	Speed	Sect-2	Speed	Sect-3	Speed	TopSpeed	laptime	pit	lap	Sect-1	Speed	Sect-2	Speed	Sect-3	Speed	Topspeed	laptime	pit
1	Pit Out		38.872	105.7	44.690			2:16.414		7	38.676		31.983	106.8	Pit In		220.4	2:15.019	
2	37.374		31.728	118.7	<u>42.279</u>		219.5	1:51.381		8	Pit Out		31.702	116.8	42.462			6:09.776	
3	36.935		31.649	122.0	42.635		<u>222.2</u>	1:51.219		9	36.965		31.447	<u>123.0</u>	42.304		<u>222.2</u>	1:50.716	
4	36.861		31.363	116.3	42.386		219.5	1:50.610		10	<u>36.846</u>		<u>31.282</u>	120.9	42.366		221.8	<u>1:50.494</u>	
5	36.955		31.453	117.9	42.321		220.9	1:50.729		11	36.999		33.249	111.0	Pit In		<u>222.2</u>	2:12.007	
6	37.032		31.373	117.4	42.490		221.3	1:50.895		12									

36		Diego Poncet							Honda CBR600R										
lap	Sect-1	Speed	Sect-2	Speed	Sect-3	Speed	TopSpeed	laptime	pit	lap	Sect-1	Speed	Sect-2	Speed	Sect-3	Speed	Topspeed	laptime	pit
1	Pit Out	<u>102.8</u>	32.939	109.6	43.144			2:01.135		4	37.647	98.6	31.642	106.3	43.314		228.8	1:52.603	
2	37.020	98.5	31.144	115.8	42.258		228.3	1:50.422		5	36.720	98.6	31.142	<u>116.6</u>	42.432		229.3	1:50.294	
3	<u>36.608</u>	98.4	<u>31.074</u>	115.0	<u>42.125</u>		<u>230.3</u>	<u>1:49.807</u>		6	36.816	96.9	31.347	111.2	Pit In		<u>230.3</u>	2:09.890	



## WorldSPB-WorldWCR Test

Test Day

19 - 23 March 2026

Laps and Sector Times - WSPB - Free Practice 6

Autodromo Internacional Algarve - 4592mtr.

38		David Salvador								Kawasaki ZX-6R 636									
lap	Sect-1	Speed	Sect-2	Speed	Sect-3	Speed	TopSpeed	laptime	pit	lap	Sect-1	Speed	Sect-2	Speed	Sect-3	Speed	Topspeed	laptime	pit
1	Pit Out		31.816	116.4	42.571			1:57.408		8	36.521		31.342	<u>126.0</u>	42.106		225.5	1:49.969	
2	36.552		<u>31.008</u>	120.7	<u>41.668</u>		224.1	<u>1:49.228</u>		9	36.433		31.273	124.3	42.188		225.0	1:49.894	
3	36.491		31.264	120.9	41.869		225.0	1:49.624		10	40.007		31.585	119.3	Pit In		<u>226.4</u>	<u>2:18.300</u>	
4	36.845		31.117	123.1	42.303		222.7	1:50.265		11	Pit Out		31.654	121.3	42.434			7:43.726	
5	36.635		31.159	122.2	42.071		221.3	1:49.865		12	36.878		31.399	119.9	42.191		221.8	1:50.468	
6	36.503		31.226	116.3	42.046		223.6	1:49.775		13	36.546		31.278	118.8	42.116		223.1	1:49.940	
7	<u>36.361</u>		31.213	121.9	42.054		224.5	1:49.628		14									

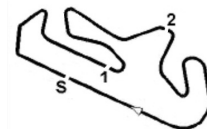
39		Juan Risueno								Kawasaki ZX-6R 636									
lap	Sect-1	Speed	Sect-2	Speed	Sect-3	Speed	TopSpeed	laptime	pit	lap	Sect-1	Speed	Sect-2	Speed	Sect-3	Speed	Topspeed	laptime	pit
1	Pit Out		31.620	114.9	42.809			1:55.645		7	<u>36.751</u>		31.566	109.6	42.233		226.4	1:50.550	
2	36.963		31.523	113.1	42.377		223.6	1:50.863		8	36.977		31.430	116.3	42.291		225.0	1:50.698	
3	36.761		31.468	112.7	<u>42.024</u>		224.5	<u>1:50.253</u>		9	41.184		32.244	108.4	42.456		225.9	1:55.884	
4	37.375		32.082	116.0	Pit In		<u>231.3</u>	<u>2:11.878</u>		10	37.036		31.537	115.0	42.498		226.4	1:51.071	
5	Pit Out		32.013	<u>116.5</u>	42.856			2:24.531		11	36.817		39.306	110.2	Pit In		225.5	<u>2:23.907</u>	
6	36.863		<u>31.368</u>	111.8	42.254		224.5	1:50.485		12									

40		Julian Correa								Kawasaki ZX-6R 636									
lap	Sect-1	Speed	Sect-2	Speed	Sect-3	Speed	TopSpeed	laptime	pit	lap	Sect-1	Speed	Sect-2	Speed	Sect-3	Speed	Topspeed	laptime	pit
1	Pit Out		32.315	<u>116.9</u>	43.206			1:55.526		9	<u>36.866</u>		31.661	111.6	42.501		230.3	1:51.028	
2	37.221		31.387	114.2	<u>42.151</u>		226.4	<u>1:50.759</u>		10	41.707		31.935	111.6	42.667		224.5	1:56.309	
3	37.269		<u>31.286</u>	<u>116.9</u>	42.224		226.9	1:50.779		11	37.099		31.385	113.7	42.503		<u>232.3</u>	1:50.987	
4	36.928		31.561	111.3	42.338		228.3	1:50.827		12	37.065		36.736	113.0	45.234		228.8	1:59.035	
5	37.041		31.626	115.5	42.617		223.6	1:51.284		13	37.131		37.843	113.3	42.616		225.9	1:57.590	
6	39.583		32.286	113.7	43.250		224.1	1:55.119		14	37.182		31.559	111.9	42.565		228.8	1:51.306	
7	43.410		36.291	107.7	49.823		225.0	2:09.524		15	39.000		33.229	111.0	Pit In		224.5	<u>2:11.471</u>	
8	37.188		31.604	113.3	42.858		227.4	1:51.650		16									

41		Ioannis Peristeras								Aprilia RS 660 Factory									
lap	Sect-1	Speed	Sect-2	Speed	Sect-3	Speed	TopSpeed	laptime	pit	lap	Sect-1	Speed	Sect-2	Speed	Sect-3	Speed	Topspeed	laptime	pit
1	Pit Out	90.3	39.340	98.1	51.205			2:18.215		6	Pit Out	96.7	32.876	112.5	43.220			8:17.041	
2	36.912	98.5	31.712	111.7	42.675		<u>227.4</u>	1:51.299		7	36.991	98.2	31.620	<u>113.2</u>	42.900		225.9	1:51.511	
3	39.543	87.3	37.296	107.9	45.186		222.7	2:02.025		8	37.176	98.9	31.883	109.8	42.795		224.5	1:51.854	
4	37.040	96.3	<u>31.582</u>	111.8	<u>42.575</u>		226.4	<u>1:51.197</u>		9	42.580	94.0	33.271	111.8	Pit In		208.1	<u>2:22.130</u>	
5	<u>36.797</u>	<u>106.4</u>	36.648	104.7	Pit In		226.4	<u>2:21.107</u>		10									

43		Marco Gaggi								Yamaha YZF-R7									
lap	Sect-1	Speed	Sect-2	Speed	Sect-3	Speed	TopSpeed	laptime	pit	lap	Sect-1	Speed	Sect-2	Speed	Sect-3	Speed	Topspeed	laptime	pit
1	Pit Out		41.278	109.8	47.844			2:25.703		7	<u>36.861</u>		31.630	113.2	42.545		228.8	1:51.036	
2	36.987		31.820	<u>117.6</u>	42.343		<u>234.3</u>	1:51.150		8	38.721		31.606	116.1	42.485		224.5	1:52.812	
3	36.990		31.565	116.9	42.523		228.3	1:51.078		9	36.884		31.674	115.9	<u>42.081</u>		230.3	<u>1:50.639</u>	
4	36.916		31.711	113.9	42.323		227.8	1:50.950		10	37.003		31.712	113.6	42.325		228.8	1:51.040	
5	37.001		<u>31.548</u>	116.8	42.624		225.5	1:51.173		11	37.354		35.547	115.5	Pit In		222.7	<u>2:23.387</u>	
6	37.003		31.610	112.6	42.248		226.4	1:50.861		12									

47		Antonio Torres								Kawasaki ZX-6R 636									
lap	Sect-1	Speed	Sect-2	Speed	Sect-3	Speed	TopSpeed	laptime	pit	lap	Sect-1	Speed	Sect-2	Speed	Sect-3	Speed	Topspeed	laptime	pit
1	Pit Out		32.486	121.1	42.946			1:58.947		8	36.824		31.389	125.0	Pit In		224.1	<u>2:16.969</u>	
2	36.829		31.412	124.0	42.477		224.1	1:50.718		9	Pit Out		32.171	117.6	42.926			6:07.190	
3	36.773		31.989	121.8	42.204		225.5	1:50.966		10	36.637		31.870	113.7	42.233		223.6	1:50.740	



## WorldSPB-WorldWCR Test

**Test Day**
**19 - 23 March 2026**
**Laps and Sector Times - WSPB - Free Practice 6**
**Autodromo Internacional Algarve - 4592mtr.**

4	37.004	32.118	<u>127.8</u>	42.398	224.5	1:51.520	11	36.717	31.548	123.3	42.611	224.1	1:50.876
5	36.550	<u>31.284</u>	122.9	42.435	225.9	1:50.269	12	37.234	31.787	115.0	42.431	216.9	1:51.452
6	36.511	31.362	121.5	<u>42.063</u>	227.4	<u>1:49.936</u>	13	36.821	31.856	118.6	42.660	223.1	1:51.337
7	<u>36.364</u>	31.443	122.7	42.437	<u>228.8</u>	1:50.244	14	36.755	31.543	118.7	42.442	223.6	1:50.740

50 Carter Thompson										Yamaha YZF-R7										
lap	Sect-1	Speed	Sect-2	Speed	Sect-3	Speed	TopSpeed	laptime	pit	lap	Sect-1	Speed	Sect-2	Speed	Sect-3	Speed	Topspeed	laptime	pit	
1	Pit Out		35.157	100.6	Pit In			2:25.675		6	Pit Out		38.792	<u>117.9</u>	42.890				3:44.665	
2	Pit Out		32.535	115.4	43.433			2:49.047		7	<u>37.039</u>		32.304	110.0	43.440			<u>231.3</u>	1:52.783	
3	37.500		31.996	111.9	42.890		229.3	1:52.386		8	37.574		<u>31.774</u>	112.3	42.930			224.5	<u>1:52.278</u>	
4	37.571		31.954	108.7	<u>42.875</u>		223.1	1:52.400		9	38.054		33.939	116.8	42.985			224.5	1:54.978	
5	37.219		31.979	115.9	Pit In		225.0	2:11.430		10	37.299		31.893	<u>117.9</u>	Pit In			226.4	2:13.594	

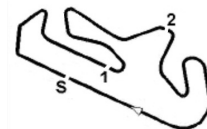
55 Harrison Dessoy										Triumph Daytona 660										
lap	Sect-1	Speed	Sect-2	Speed	Sect-3	Speed	TopSpeed	laptime	pit	lap	Sect-1	Speed	Sect-2	Speed	Sect-3	Speed	Topspeed	laptime	pit	
1	Pit Out		32.710	110.8	49.371			2:15.604		6	36.908		31.862	110.1	<u>42.382</u>			<u>234.3</u>	<u>1:51.152</u>	
2	37.541		32.078	116.8	42.979		229.8	1:52.598		7	37.030		<u>31.425</u>	<u>120.4</u>	42.842			233.8	1:51.297	
3	37.366		31.740	118.9	53.695		220.9	2:02.801		8	37.049		33.902	111.8	42.647			224.5	1:53.598	
4	37.177		32.206	116.1	42.792		224.1	1:52.175		9	<u>36.881</u>		43.863	115.5	42.859			229.3	2:03.603	
5	36.885		35.029	118.8	45.049		224.5	1:56.963		10	42.592		33.818	113.1	43.354			225.0	1:59.764	

65 Ferre Fleerackers										Suzuki GSX-8R										
lap	Sect-1	Speed	Sect-2	Speed	Sect-3	Speed	TopSpeed	laptime	pit	lap	Sect-1	Speed	Sect-2	Speed	Sect-3	Speed	Topspeed	laptime	pit	
1	Pit Out		31.876	<u>124.7</u>	48.456			2:04.055		7	<u>36.466</u>		38.028	120.9	Pit In			229.3	2:24.626	
2	36.477		31.631	121.1	42.038		230.8	<u>1:50.146</u>		8	Pit Out		32.455	122.2	43.377				5:14.779	
3	36.547		31.698	120.4	<u>41.966</u>		<u>232.8</u>	1:50.211		9	36.742		37.725	120.1	43.624			225.5	1:58.091	
4	36.509		31.605	120.9	42.322		227.4	1:50.436		10	36.809		31.729	116.1	42.305			225.5	1:50.843	
5	36.581		<u>31.600</u>	119.3	42.261		228.3	1:50.442		11	36.926		31.766	119.9	42.222			225.0	1:50.914	
6	37.326		31.771	120.4	42.315		228.3	1:51.412		12	37.128		32.678	115.0	Pit In			224.5	2:14.711	

66 Phillip Tonn										Kove 450RR										
lap	Sect-1	Speed	Sect-2	Speed	Sect-3	Speed	TopSpeed	laptime	pit	lap	Sect-1	Speed	Sect-2	Speed	Sect-3	Speed	Topspeed	laptime	pit	
1	Pit Out		33.019	115.6	43.615			1:59.396		8	<u>36.488</u>		35.673	110.2	Pit In			231.8	2:10.916	
2	37.407		31.644	116.9	<u>42.535</u>		229.3	1:51.586		9	Pit Out		31.912	118.7	43.479				3:41.654	
3	36.926		31.637	119.7	43.448		<u>233.3</u>	1:52.011		10	37.086		31.919	115.9	43.106			229.3	1:52.111	
4	37.794		32.175	109.9	43.435		231.3	1:53.404		11	36.849		<u>31.324</u>	118.0	42.647			230.3	<u>1:50.820</u>	
5	40.670		31.787	117.1	43.010		232.3	1:55.467		12	37.109		31.680	114.4	43.407			229.3	1:52.196	
6	36.935		31.455	119.5	42.622		231.3	1:51.012		13	36.805		31.805	117.5	43.279			228.8	1:51.889	
7	36.813		31.392	<u>122.3</u>	42.919		231.3	1:51.124		14										

68 Kas Beekmans										Suzuki GSX-8R										
lap	Sect-1	Speed	Sect-2	Speed	Sect-3	Speed	TopSpeed	laptime	pit	lap	Sect-1	Speed	Sect-2	Speed	Sect-3	Speed	Topspeed	laptime	pit	
1	Pit Out		32.295	112.0	44.147			1:59.879		7	36.534		31.255	111.3	42.048			229.8	1:49.837	
2	40.093		31.698	112.1	43.389		226.4	1:55.180		8	<u>36.306</u>		33.419	116.0	42.275			228.8	1:52.000	
3	37.007		32.407	107.2	42.586		230.8	1:52.000		9	36.617		<u>31.067</u>	114.3	<u>41.754</u>			227.8	<u>1:49.438</u>	
4	36.825		31.981	114.0	42.461		226.4	1:51.267		10	36.762		31.270	<u>116.4</u>	42.205			228.3	1:50.237	
5	37.003		36.696	112.9	Pit In		224.1	2:16.088		11	36.742		31.519	115.6	Pit In			<u>231.3</u>	2:09.556	
6	Pit Out		31.969	110.7	42.361			8:57.646		12										

69 Alessandro Di Persio										Yamaha YZF-R7										
lap	Sect-1	Speed	Sect-2	Speed	Sect-3	Speed	TopSpeed	laptime	pit	lap	Sect-1	Speed	Sect-2	Speed	Sect-3	Speed	Topspeed	laptime	pit	
1	Pit Out		32.242	114.6	43.419			1:57.846		7	37.561		32.401	114.4	Pit In			220.9	2:12.789	



## WorldSPB-WorldWCR Test

**Test Day**
**19 - 23 March 2026**
**Laps and Sector Times - WSPB - Free Practice 6**
**Autodromo Internacional Algarve - 4592mtr.**

2	37.508	32.134	114.8	43.338	227.4	1:52.980	8	Pit Out	32.621	116.1	43.522	219.5	1:04.481
3	37.613	32.464	110.8	44.975	220.0	1:55.052	9	37.837	32.202	116.5	43.264	219.5	1:53.303
4	<u>37.009</u>	<u>31.846</u>	<u>118.9</u>	<u>43.102</u>	<u>233.3</u>	<u>1:51.957</u>	10	37.508	32.217	117.6	43.108	218.6	1:52.833
5	37.737	33.640	115.0	48.773	223.6	2:00.150	11	37.810	32.168	112.9	43.293	217.7	1:53.271
6	37.298	31.856	115.9	43.110	222.2	1:52.264	12	37.623	32.144	109.8	43.277	218.6	1:53.044

71   Loris Veneman										Kawasaki ZX-6R 636									
lap	Sect-1	Speed	Sect-2	Speed	Sect-3	Speed	TopSpeed	laptime	pit	lap	Sect-1	Speed	Sect-2	Speed	Sect-3	Speed	Topspeed	laptime	pit
1	Pit Out		31.811	116.8	42.763			1:57.198		6	36.588	<u>31.216</u>	118.0	42.265			<u>229.3</u>	<u>1:50.069</u>	
2	36.890		31.456	113.8	42.276		224.5	1:50.622		7	36.662		31.233	115.9	<u>42.197</u>		225.5	1:50.092	
3	36.702		31.296	118.2	42.258		225.0	1:50.256		8	36.618		31.308	<u>118.4</u>	42.295		225.5	1:50.221	
4	36.613		31.303	113.3	42.412		225.9	1:50.328		9	40.430		31.837	114.0	Pit In		226.9	2:17.257	
5	<u>36.557</u>		31.264	113.3	42.479		227.8	1:50.300		10									

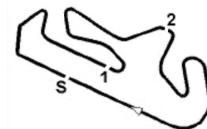
73   Fenton Seabright										Triumph Daytona 660									
lap	Sect-1	Speed	Sect-2	Speed	Sect-3	Speed	TopSpeed	laptime	pit	lap	Sect-1	Speed	Sect-2	Speed	Sect-3	Speed	Topspeed	laptime	pit
1	Pit Out		34.796	107.9	47.472			2:16.661		6	36.792		33.196	93.8	45.099		227.4	1:55.087	
2	37.062		31.511	116.9	42.546		<u>228.3</u>	1:51.119		7	<u>36.776</u>		32.107	111.8	43.422		227.8	1:52.305	
3	37.371		31.638	<u>117.3</u>	42.547		223.1	1:51.556		8	36.845		1:18.744	68.3	48.491		225.5	2:44.080	
4	37.239		31.837	115.8	42.711		221.3	1:51.787		9	38.078		33.184	117.1	Pit In		225.9	2:15.464	
5	37.141		<u>31.309</u>	115.9	<u>42.360</u>		223.6	<u>1:50.810</u>		10									

77   Jose Osuna										Kawasaki ZX-6R 636									
lap	Sect-1	Speed	Sect-2	Speed	Sect-3	Speed	TopSpeed	laptime	pit	lap	Sect-1	Speed	Sect-2	Speed	Sect-3	Speed	Topspeed	laptime	pit
1	Pit Out		38.219	113.6	49.360			2:26.200		8	36.720	<u>30.922</u>	<u>122.4</u>	42.531			222.7	1:50.173	
2	36.961		31.164	119.9	<u>41.675</u>		222.7	<u>1:49.800</u>		9	36.647		33.899	114.3	42.684		220.9	1:53.230	
3	36.925		31.864	119.3	42.627		<u>229.8</u>	1:51.416		10	36.609		31.067	115.4	42.170		225.5	1:49.846	
4	36.595		31.402	113.4	42.129		223.6	1:50.126		11	38.143		31.806	116.6	Pit In		221.3	2:14.162	
5	<u>36.593</u>		32.241	115.9	42.587		225.0	1:51.421		12	Pit Out		33.945	108.5	44.457			5:05.153	
6	36.651		31.274	113.1	42.523		225.0	1:50.448		13	36.879		31.251	116.4	42.196		220.4	1:50.326	
7	40.106		31.562	113.1	43.007		221.8	1:54.675		14	36.872		31.424	115.9	42.104		220.9	1:50.400	

79   Tomas Alonso										Yamaha YZF-R7									
lap	Sect-1	Speed	Sect-2	Speed	Sect-3	Speed	TopSpeed	laptime	pit	lap	Sect-1	Speed	Sect-2	Speed	Sect-3	Speed	Topspeed	laptime	pit
1	Pit Out		39.301	106.3	48.172			2:18.229		6	38.168		32.434	<u>110.9</u>	43.585		219.1	1:54.187	
2	37.845		35.239	106.4	43.939		<u>229.8</u>	1:57.023		7	39.391		39.463	103.0	44.153		217.3	2:03.007	
3	38.279		32.723	110.4	43.502		219.1	1:54.504		8	38.095		<u>32.132</u>	110.5	<u>43.291</u>		217.3	<u>1:53.518</u>	
4	<u>37.811</u>		33.050	107.6	Pit In		224.1	2:16.360		9	38.024		32.808	105.1	Pit In		217.3	2:18.008	
5	Pit Out		32.968	106.3	43.881			5:36.741		10	Pit Out		39.284	98.9	Pit In			8:23.202	

89   Taiyo Aksu										Yamaha YZF-R7									
lap	Sect-1	Speed	Sect-2	Speed	Sect-3	Speed	TopSpeed	laptime	pit	lap	Sect-1	Speed	Sect-2	Speed	Sect-3	Speed	Topspeed	laptime	pit
1	Pit Out		32.582	116.3	44.379			2:08.845		3	41.258		38.446	101.7	Pit In		225.9	2:22.714	
2	<u>37.308</u>		<u>31.779</u>	<u>120.8</u>	<u>43.040</u>		<u>226.9</u>	<u>1:52.127</u>		4									

91   Matteo Vannucci										Aprilia RS 660 Factory									
lap	Sect-1	Speed	Sect-2	Speed	Sect-3	Speed	TopSpeed	laptime	pit	lap	Sect-1	Speed	Sect-2	Speed	Sect-3	Speed	Topspeed	laptime	pit
1	Pit Out		32.394	114.8	43.183			2:00.670		6	36.316		31.196	<u>121.3</u>	42.041		232.3	1:49.553	
2	36.782		31.184	120.3	42.259		226.9	1:50.225		7	36.499		31.306	<u>121.3</u>	43.644		230.3	1:51.449	
3	36.512		31.199	119.5	42.010		<u>234.8</u>	1:49.721		8	36.307		31.288	119.6	42.364		230.8	1:49.959	
4	<u>36.291</u>		31.157	118.8	<u>41.917</u>		225.9	<u>1:49.365</u>		9	36.711		<u>31.091</u>	118.7	42.193		225.9	1:49.995	
5	36.439		31.112	115.8	43.245		227.8	1:50.796		10	38.597		31.595	116.6	Pit In		230.8	2:13.955	



## WorldSPB-WorldWCR Test

Test Day

19 - 23 March 2026

Laps and Sector Times - WSPB - Free Practice 6

Autodromo Internacional Algarve - 4592mtr.

92 Gabin Cazard									Yamaha YZF-R7										
lap	Sect-1	Speed	Sect-2	Speed	Sect-3	Speed	TopSpeed	laptime	pit	lap	Sect-1	Speed	Sect-2	Speed	Sect-3	Speed	Topspeed	laptime	pit
1	Pit Out		32.363	111.8	44.215			2:00.264		7	38.064		32.425	113.6	43.496		222.7	1:53.985	
2	<u>37.561</u>		32.152	<u>117.3</u>	43.535		<u>229.3</u>	1:53.248		8	37.813		32.294	110.0	43.923		223.6	1:54.030	
3	37.806		32.206	109.2	44.085		225.5	1:54.097		9	37.899		31.969	114.8	<u>43.075</u>		224.5	1:52.943	
4	43.124		34.581	111.6	Pit In		224.5	2:23.448		10	37.823		32.251	114.4	44.632		225.5	1:54.706	
5	Pit Out		32.794	111.3	43.968			3:02.342		11	37.620		<u>31.846</u>	116.5	43.330		226.4	<u>1:52.796</u>	
6	37.894		32.193	108.8	44.603		224.5	1:54.690		12	45.837		32.953	111.8	Pit In		223.6	<u>2:24.354</u>	

93 Arai Agaska									Yamaha YZF-R7										
lap	Sect-1	Speed	Sect-2	Speed	Sect-3	Speed	TopSpeed	laptime	pit	lap	Sect-1	Speed	Sect-2	Speed	Sect-3	Speed	Topspeed	laptime	pit
1	Pit Out		32.261	116.8	42.819			1:57.046		8	37.216		31.791	113.1	42.738		229.8	1:51.745	
2	37.171		31.990	112.7	42.998		<u>232.3</u>	1:52.159		9	1:00.758		47.320	107.9	1:09.465		227.4	2:57.543	
3	37.073		31.923	114.8	42.793		227.8	1:51.789		10	37.626		32.308	115.3	42.767		225.5	1:52.701	
4	37.506		40.021	113.7	43.007		225.5	2:00.534		11	37.223		32.203	115.0	42.935		225.9	1:52.361	
5	37.181		<u>31.617</u>	<u>117.3</u>	<u>42.554</u>		229.3	<u>1:51.352</u>		12	37.246		34.417	<u>117.3</u>	Pit In		225.5	2:14.512	
6	<u>37.065</u>		31.866	114.4	42.776		229.3	1:51.707		13	Pit Out		37.944	111.8	42.993			4:19.447	
7	47.416		32.046	114.0	43.003		227.4	2:02.465		14									

98 Thomas Benetti									Aprilia RS 660 Factory										
lap	Sect-1	Speed	Sect-2	Speed	Sect-3	Speed	TopSpeed	laptime	pit	lap	Sect-1	Speed	Sect-2	Speed	Sect-3	Speed	Topspeed	laptime	pit
1	Pit Out	84.8	33.879	107.4	46.025			2:11.918		7	37.343	97.7	31.687	113.6	43.187		222.7	1:52.217	
2	37.792	101.8	31.708	114.4	43.194		221.3	1:52.694		8	40.440	104.3	32.052	113.8	47.075		221.3	1:59.567	
3	37.596	98.5	31.654	<u>118.4</u>	43.073		222.7	1:52.323		9	41.202	94.2	39.084	105.0	43.847		225.9	2:04.133	
4	37.273	99.5	31.898	109.0	<u>42.948</u>		230.3	1:52.119		10	37.668	96.2	32.267	105.9	43.688		220.4	1:53.623	
5	1:39.313	<u>113.1</u>	39.756	107.5	43.650		222.2	3:02.719		11	45.537	109.1	41.612	105.4	Pit In		218.6	2:45.281	
6	<u>37.100</u>	101.5	<u>31.623</u>	114.4	43.218		<u>230.8</u>	<u>1:51.941</u>		12									