

WorldSPB-WorldWCR Test

Test Day

19 - 23 March 2026

Laps and Sector Times - WSPB - Free Practice 5

Autodromo Internacional Algarve - 4592mtr.

6 Jeffrey Buis										Suzuki GSX-8R										
lap	Sect-1	Speed	Sect-2	Speed	Sect-3	Speed	TopSpeed	laptime	pit	lap	Sect-1	Speed	Sect-2	Speed	Sect-3	Speed	Topspeed	laptime	pit	
1	Pit Out		31.691	112.9	42.369			1:52.621		5	36.899		<u>31.045</u>	120.8	41.949			228.3	1:49.893	
2	37.205		31.259	115.1	41.907		226.9	1:50.371		6	<u>36.612</u>		31.294	117.8	42.084			228.8	1:49.990	
3	36.652		31.416	121.1	41.992		226.9	1:50.060		7	36.894		31.139	<u>121.2</u>	41.807			228.8	1:49.840	
4	37.002		31.252	118.8	<u>41.492</u>		<u>229.8</u>	<u>1:49.746</u>		8	39.685		31.869	118.2	Pit In			225.0	2:13.830	

11 Mattia Sorrenti										Aprilia RS 660 Factory										
lap	Sect-1	Speed	Sect-2	Speed	Sect-3	Speed	TopSpeed	laptime	pit	lap	Sect-1	Speed	Sect-2	Speed	Sect-3	Speed	Topspeed	laptime	pit	
1	Pit Out		32.351	112.0	45.474			2:02.711		9	37.259		33.963	117.3	45.419			232.8	1:56.641	
2	37.228		31.660	<u>120.9</u>	42.352		232.3	1:51.240		10	37.381		31.768	111.7	42.555			232.3	1:51.704	
3	37.070		31.732	115.0	42.443		234.3	1:51.245		11	38.022		31.717	113.4	43.326			<u>237.9</u>	1:53.065	
4	36.775		33.121	107.5	43.943		235.8	1:53.839		12	39.141		32.624	114.9	43.265			233.3	1:55.030	
5	<u>36.700</u>		34.068	112.3	42.811		237.4	1:53.579		13	37.129		33.669	117.3	43.289			228.8	1:54.087	
6	36.762		<u>31.446</u>	118.7	<u>42.009</u>		231.8	<u>1:50.217</u>		14	36.817		33.257	113.2	42.851			225.5	1:52.925	
7	36.959		32.814	113.7	42.892		237.4	1:52.665		15	36.951		31.556	118.7	Pit In			229.3	2:17.469	
8	36.792		31.544	117.6	42.406		230.3	1:50.742		16										

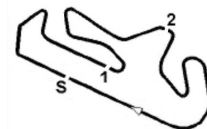
12 Humberto Maier										Yamaha YZF-R7										
lap	Sect-1	Speed	Sect-2	Speed	Sect-3	Speed	TopSpeed	laptime	pit	lap	Sect-1	Speed	Sect-2	Speed	Sect-3	Speed	Topspeed	laptime	pit	
1	Pit Out		32.471	113.9	45.059			2:02.454		7	37.152		34.003	112.4	43.906			231.3	1:55.061	
2	37.075		31.904	112.0	42.420		229.8	1:51.399		8	39.776		39.629	115.3	45.481			229.3	2:04.886	
3	37.363		31.737	117.8	43.179		226.4	1:52.279		9	37.080		<u>31.541</u>	117.9	42.325			228.3	1:50.946	
4	37.237		32.609	109.3	44.176		<u>233.3</u>	1:54.022		10	37.470		32.088	116.6	42.730			227.8	1:52.288	
5	37.189		33.402	114.2	42.803		228.8	1:53.394		11	<u>36.891</u>		31.564	117.1	<u>42.244</u>			230.3	<u>1:50.699</u>	
6	36.993		31.814	116.1	42.258		232.8	1:51.065		12	37.918		32.564	<u>118.0</u>	Pit In			232.3	2:18.641	

16 Alvaro Fuertes										Kawasaki ZX-6R 636										
lap	Sect-1	Speed	Sect-2	Speed	Sect-3	Speed	TopSpeed	laptime	pit	lap	Sect-1	Speed	Sect-2	Speed	Sect-3	Speed	Topspeed	laptime	pit	
1	Pit Out		33.455	106.4	49.210			2:03.101		5	38.038		32.613	108.5	42.394			<u>230.8</u>	1:53.045	
2	37.264		31.981	<u>113.9</u>	42.590		227.4	1:51.835		6	36.855		<u>31.478</u>	113.3	<u>42.176</u>			224.1	<u>1:50.509</u>	
3	37.439		31.801	112.9	42.369		220.4	1:51.609		7	<u>36.748</u>		31.958	111.5	42.477			227.8	1:51.183	
4	42.167		33.316	112.7	42.256		222.7	1:57.739		8	38.633		37.374	106.0	Pit In			223.6	2:23.462	

18 Bruno Ieraci										Triumph Daytona 660										
lap	Sect-1	Speed	Sect-2	Speed	Sect-3	Speed	TopSpeed	laptime	pit	lap	Sect-1	Speed	Sect-2	Speed	Sect-3	Speed	Topspeed	laptime	pit	
1	Pit Out	101.8	31.399	<u>125.6</u>	42.402			1:59.575		6	Pit Out	95.8	32.507	119.3	42.219				5:54.708	
2	36.816	<u>104.3</u>	<u>31.292</u>	124.6	<u>42.073</u>		222.7	<u>1:50.181</u>		7	<u>36.716</u>	99.9	31.416	118.2	42.552			<u>230.8</u>	1:50.684	
3	36.846	102.7	31.300	118.8	42.208		223.1	1:50.354		8	36.769	101.5	31.392	115.8	42.549			225.9	1:50.710	
4	37.016	101.2	31.685	115.1	42.476		225.0	1:51.177		9	36.794	102.6	31.577	119.1	42.241			227.4	1:50.612	
5	38.132	97.9	33.341	112.9	Pit In		219.1	2:21.292		10										

21 Troy Sovicka										Yamaha YZF-R7										
lap	Sect-1	Speed	Sect-2	Speed	Sect-3	Speed	TopSpeed	laptime	pit	lap	Sect-1	Speed	Sect-2	Speed	Sect-3	Speed	Topspeed	laptime	pit	
1	Pit Out		41.104	105.3	45.608			2:14.614		4	37.991		32.786	108.3	<u>43.499</u>			226.4	<u>1:54.276</u>	
2	38.336		33.060	110.9	45.460		231.8	1:56.856		5	<u>37.751</u>		32.798	110.8	43.969			<u>235.8</u>	1:54.518	
3	38.204		<u>32.540</u>	<u>114.3</u>	44.812		227.8	1:55.556		6										

23 Elia Bartolini										Triumph Daytona 660										
lap	Sect-1	Speed	Sect-2	Speed	Sect-3	Speed	TopSpeed	laptime	pit	lap	Sect-1	Speed	Sect-2	Speed	Sect-3	Speed	Topspeed	laptime	pit	
1	Pit Out	100.3	32.133	115.5	42.586			1:58.633		8	39.414	101.9	32.277	119.6	43.282			224.5	1:54.973	
2	37.110	107.5	34.325	114.4	42.575		226.4	1:54.010		9	37.304	106.7	31.814	118.8	42.964			223.1	1:52.082	
3	36.996	103.9	<u>31.578</u>	119.5	42.453		224.5	<u>1:51.027</u>		10	37.091	107.7	32.141	116.6	42.775			222.7	1:52.007	



WorldSPB-WorldWCR Test

Test Day
19 - 23 March 2026
Laps and Sector Times - WSPB - Free Practice 5
Autodromo Internacional Algarve - 4592mtr.

4	<u>36.928</u>	106.9	31.883	117.4	<u>42.262</u>	225.0	1:51.073	11	36.997	107.8	32.084	119.3	43.031	221.8	1:52.112
5	38.145	100.3	31.794	116.3	42.600	<u>229.8</u>	1:52.539	12	36.954	102.6	31.775	116.3	43.029	228.3	1:51.758
6	37.048	109.1	32.610	115.3	43.246	225.9	1:52.904	13	37.556	104.0	33.584	114.3	Pit In	223.6	2:16.403
7	37.092	<u>110.1</u>	32.184	<u>123.7</u>	42.837	228.8	1:52.113	14							

26 Mirko Gennai									Yamaha YZF-R7											
lap	Sect-1	Speed	Sect-2	Speed	Sect-3	Speed	TopSpeed	laptime	pit	lap	Sect-1	Speed	Sect-2	Speed	Sect-3	Speed	Topspeed	laptime	pit	
1	Pit Out		37.907	104.9	46.144			2:13.204		3	Pit Out		<u>33.746</u>	<u>114.6</u>	<u>44.912</u>			14:10.764		
2	<u>40.154</u>		33.848	113.4	Pit In		<u>208.1</u>	2:19.309		4										

27 Felix Mulya									Yamaha YZF-R7											
lap	Sect-1	Speed	Sect-2	Speed	Sect-3	Speed	TopSpeed	laptime	pit	lap	Sect-1	Speed	Sect-2	Speed	Sect-3	Speed	Topspeed	laptime	pit	
1	Pit Out		33.055	107.1	43.348			2:00.535		3	1:36.161		34.079	98.2	Pit In		<u>229.3</u>	3:19.737		
2	<u>37.607</u>		<u>32.122</u>	<u>117.1</u>	<u>42.936</u>		228.8	<u>1:52.665</u>		4										

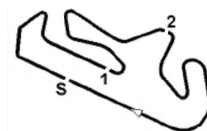
33 Gonzalo Sanchez									Yamaha YZF-R7										
lap	Sect-1	Speed	Sect-2	Speed	Sect-3	Speed	TopSpeed	laptime	pit	lap	Sect-1	Speed	Sect-2	Speed	Sect-3	Speed	Topspeed	laptime	pit
1	Pit Out		33.228	110.0	48.909			2:02.952		4	40.936		35.461	117.6	Pit In		228.3	2:08.959	
2	37.622		31.946	119.9	42.737		229.3	1:52.305		5	Pit Out		33.855	120.4	42.892			13:55.360	
3	37.809		<u>31.745</u>	115.3	<u>42.516</u>		225.0	<u>1:52.070</u>		6	<u>37.477</u>		31.892	<u>123.7</u>	42.883		<u>232.3</u>	1:52.252	

34 Xavi Artigas									Kawasaki ZX-6R 636										
lap	Sect-1	Speed	Sect-2	Speed	Sect-3	Speed	TopSpeed	laptime	pit	lap	Sect-1	Speed	Sect-2	Speed	Sect-3	Speed	Topspeed	laptime	pit
1	Pit Out		32.031	111.0	42.687			2:02.505		5	37.283		<u>31.150</u>	118.0	42.193		220.9	1:50.626	
2	37.220		31.305	118.0	42.372		219.1	1:50.897		6	36.956		31.266	118.4	<u>42.143</u>		221.3	<u>1:50.365</u>	
3	36.948		31.247	111.7	42.253		220.9	1:50.448		7	<u>36.814</u>		31.353	<u>119.5</u>	42.229		<u>221.8</u>	1:50.396	
4	36.960		31.266	116.0	42.348		221.3	1:50.574		8	38.204		31.788	112.4	Pit In		<u>221.8</u>	2:14.790	

36 Diego Poncet									Honda CBR600R											
lap	Sect-1	Speed	Sect-2	Speed	Sect-3	Speed	TopSpeed	laptime	pit	lap	Sect-1	Speed	Sect-2	Speed	Sect-3	Speed	Topspeed	laptime	pit	
1	Pit Out		32.008	110.1	42.312			1:54.070		7	37.093	92.5	31.185	117.3	41.919		<u>238.4</u>	1:50.197		
2	37.064	96.2	31.038	112.0	41.821		229.8	1:49.923		8	36.741	98.2	31.575	112.5	41.929		236.8	1:50.245		
3	<u>36.493</u>	94.6	31.163	<u>118.6</u>	41.850		234.3	<u>1:49.506</u>		9	36.661	97.1	31.085	117.3	42.102		233.8	1:49.848		
4	36.650	<u>100.9</u>	31.169	115.0	<u>41.783</u>		232.3	1:49.602		10	36.501	98.5	31.105	116.4	42.141		232.3	1:49.747		
5	36.701	97.0	<u>31.029</u>	114.4	42.041		231.3	1:49.771		11	36.907	99.5	31.503	110.8	Pit In		233.3	2:13.591		
6	36.542	99.8	32.020	113.7	41.977		233.3	1:50.539		12										

38 David Salvador									Kawasaki ZX-6R 636										
lap	Sect-1	Speed	Sect-2	Speed	Sect-3	Speed	TopSpeed	laptime	pit	lap	Sect-1	Speed	Sect-2	Speed	Sect-3	Speed	Topspeed	laptime	pit
1	Pit Out		32.120	120.1	43.098			2:00.465		5	36.709		31.571	118.7	42.403		225.9	1:50.683	
2	37.378		31.627	<u>124.7</u>	42.585		222.7	1:51.590		6	36.808		<u>31.283</u>	119.2	42.265		225.9	<u>1:50.356</u>	
3	41.635		31.425	118.9	42.342		224.1	1:55.402		7	36.830		31.454	120.3	43.242		225.5	1:51.526	
4	36.901		31.311	123.3	<u>42.153</u>		224.1	1:50.365		8	<u>36.533</u>		31.418	121.6	Pit In		<u>226.9</u>	2:12.463	

39 Juan Risueno									Kawasaki ZX-6R 636										
lap	Sect-1	Speed	Sect-2	Speed	Sect-3	Speed	TopSpeed	laptime	pit	lap	Sect-1	Speed	Sect-2	Speed	Sect-3	Speed	Topspeed	laptime	pit
1	Pit Out		32.471	112.7	42.598			1:57.261		5	36.831		33.815	111.3	42.122		225.9	1:52.768	
2	36.847		31.505	119.2	<u>42.066</u>		227.8	1:50.418		6	36.701		<u>31.266</u>	117.8	42.122		227.8	<u>1:50.089</u>	
3	37.005		31.441	115.3	42.384		<u>228.3</u>	1:50.830		7	36.651		31.429	114.2	42.491		226.9	1:50.571	
4	<u>36.625</u>		32.699	<u>121.8</u>	43.121		227.4	1:52.445		8	36.742		36.417	114.6	42.669		227.4	1:55.828	



WorldSPB-WorldWCR Test

Test Day

19 - 23 March 2026

Laps and Sector Times - WSPB - Free Practice 5

Autodromo Internacional Algarve - 4592mtr.

40 Julian Correa										Kawasaki ZX-6R 636									
lap	Sect-1	Speed	Sect-2	Speed	Sect-3	Speed	TopSpeed	laptime	pit	lap	Sect-1	Speed	Sect-2	Speed	Sect-3	Speed	Topspeed	laptime	pit
1	Pit Out		33.687	101.0	43.836			1:56.937		8	37.428		31.563	114.3	42.297		229.3	1:51.288	
2	37.593		32.644	112.9	43.143		231.8	1:53.380		9	37.068		31.807	112.1	46.622		238.9	1:55.497	
3	38.221		32.795	111.7	43.039		225.9	1:54.055		10	36.943		32.096	109.5	50.285		<u>239.5</u>	1:59.324	
4	37.238		31.818	112.6	42.342		228.3	1:51.398		11	36.701		35.710	108.7	42.720		231.3	1:55.131	
5	<u>36.696</u>		33.913	113.3	42.513		233.8	1:53.122		12	37.168		31.825	113.6	42.885		227.4	1:51.878	
6	37.246		<u>31.490</u>	<u>114.8</u>	<u>42.169</u>		232.8	<u>1:50.905</u>		13	38.499		32.376	113.1	48.693		228.3	1:59.568	
7	39.012		31.923	112.0	43.640		237.9	1:54.575		14	37.326		32.163	111.5	42.714		233.8	1:52.203	

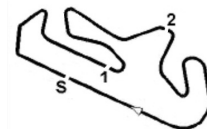
41 Ioannis Peristeras										Aprilia RS 660 Factory									
lap	Sect-1	Speed	Sect-2	Speed	Sect-3	Speed	TopSpeed	laptime	pit	lap	Sect-1	Speed	Sect-2	Speed	Sect-3	Speed	Topspeed	laptime	pit
1	Pit Out	92.7	39.405	92.7	50.035			2:14.421		6	<u>36.885</u>	101.0	36.297	111.7	42.859		233.8	1:56.041	
2	37.580	96.0	32.229	112.7	47.596		236.3	1:57.405		7	37.287	96.6	33.238	102.8	45.628		228.8	1:56.153	
3	37.206	95.1	<u>31.725</u>	<u>114.5</u>	42.717		234.8	<u>1:51.648</u>		8	36.961	99.6	32.253	104.8	<u>42.640</u>		230.8	1:51.854	
4	37.750	94.2	31.966	108.8	43.468		237.4	1:53.184		9	37.901	96.3	33.619	112.4	Pit In		231.3	2:16.041	
5	36.944	<u>119.9</u>	37.257	110.1	47.707		<u>242.7</u>	2:01.908		10									

43 Marco Gaggi										Yamaha YZF-R7									
lap	Sect-1	Speed	Sect-2	Speed	Sect-3	Speed	TopSpeed	laptime	pit	lap	Sect-1	Speed	Sect-2	Speed	Sect-3	Speed	Topspeed	laptime	pit
1	Pit Out		32.238	114.2	42.626			1:56.643		6	37.188		<u>31.740</u>	117.5	42.341		231.8	1:51.269	
2	37.237		31.891	113.9	42.416		230.8	1:51.544		7	36.931		31.901	117.6	42.408		232.3	1:51.240	
3	36.882		34.830	114.3	42.620		232.3	1:54.332		8	36.929		31.782	114.3	42.462		231.3	1:51.173	
4	37.241		31.868	113.4	42.468		224.5	1:51.577		9	36.926		31.763	114.5	<u>42.282</u>		228.3	<u>1:50.971</u>	
5	37.140		31.849	117.1	42.463		232.8	1:51.452		10	<u>36.788</u>		31.902	<u>118.3</u>	Pit In		<u>233.3</u>	2:16.746	

47 Antonio Torres										Kawasaki ZX-6R 636									
lap	Sect-1	Speed	Sect-2	Speed	Sect-3	Speed	TopSpeed	laptime	pit	lap	Sect-1	Speed	Sect-2	Speed	Sect-3	Speed	Topspeed	laptime	pit
1	Pit Out		32.495	118.0	43.390			1:59.975		6	36.946		31.653	117.1	42.402		228.8	1:51.001	
2	37.432		31.983	<u>121.3</u>	45.379		226.9	1:54.794		7	36.819		31.724	117.0	42.645		226.4	1:51.188	
3	37.351		31.750	120.3	42.349		<u>231.8</u>	1:51.450		8	36.949		42.317	115.1	42.924		230.8	2:02.190	
4	37.016		<u>31.570</u>	118.9	<u>42.343</u>		228.8	1:50.929		9	36.983		31.965	118.8	Pit In		226.9	2:16.561	
5	<u>36.642</u>		31.584	118.7	42.529		229.8	<u>1:50.755</u>		10									

50 Carter Thompson										Yamaha YZF-R7									
lap	Sect-1	Speed	Sect-2	Speed	Sect-3	Speed	TopSpeed	laptime	pit	lap	Sect-1	Speed	Sect-2	Speed	Sect-3	Speed	Topspeed	laptime	pit
1	Pit Out		32.616	111.0	43.447			2:03.808		8	37.038		32.078	113.0	43.095		229.3	1:52.211	
2	37.599		32.647	111.3	43.343		224.1	1:53.589		9	37.105		31.805	116.1	42.939		228.3	1:51.849	
3	37.616		32.620	113.0	43.112		226.4	1:53.348		10	<u>36.963</u>		38.164	<u>119.3</u>	43.271		227.4	1:58.398	
4	37.399		31.911	111.5	<u>42.754</u>		229.8	1:52.064		11	37.129		31.912	114.5	42.950		228.8	1:51.991	
5	37.611		32.640	112.5	47.575		230.3	1:57.826		12	36.986		31.980	112.9	42.790		<u>231.8</u>	1:51.756	
6	37.391		32.497	105.5	42.983		<u>231.8</u>	1:52.871		13	37.054		<u>31.683</u>	114.6	42.859		228.8	<u>1:51.596</u>	
7	36.998		31.909	111.2	42.793		230.8	1:51.700		14	37.118		31.793	113.9	Pit In		227.4	2:17.007	

55 Harrison Dessoy										Triumph Daytona 660									
lap	Sect-1	Speed	Sect-2	Speed	Sect-3	Speed	TopSpeed	laptime	pit	lap	Sect-1	Speed	Sect-2	Speed	Sect-3	Speed	Topspeed	laptime	pit
1	Pit Out		31.971	112.0	42.445			1:59.204		7	36.838		<u>31.310</u>	119.9	42.245		<u>233.3</u>	1:50.393	
2	37.106		31.430	119.2	42.591		228.8	1:51.127		8	36.779		31.630	114.0	42.486		229.3	1:50.895	
3	37.134		31.776	116.0	42.654		227.4	1:51.564		9	36.993		31.613	118.9	42.298		224.1	1:50.904	
4	37.761		31.720	113.3	42.397		223.1	1:51.878		10	36.793		32.659	116.4	42.736		227.8	1:52.188	
5	36.607		31.384	118.2	42.195		230.8	1:50.186		11	40.332		32.393	109.5	Pit In		226.4	2:15.885	
6	<u>36.506</u>		31.349	<u>122.9</u>	<u>42.192</u>		230.3	<u>1:50.047</u>		12									



WorldSPB-WorldWCR Test

Test Day

19 - 23 March 2026

Laps and Sector Times - WSPB - Free Practice 5

Autodromo Internacional Algarve - 4592mtr.

65		Ferre Fleerackers							Suzuki GSX-8R										
lap	Sect-1	Speed	Sect-2	Speed	Sect-3	Speed	TopSpeed	laptime	pit	lap	Sect-1	Speed	Sect-2	Speed	Sect-3	Speed	Topspeed	laptime	pit
1	Pit Out		31.755	117.6	42.527			2:01.441		7	36.722		31.466	119.1	42.247		229.8	1:50.435	
2	37.032		31.536	121.2	42.317		229.3	1:50.885		8	36.700		31.713	118.7	42.329		<u>230.3</u>	1:50.742	
3	<u>36.636</u>		31.987	120.1	42.421		229.3	1:51.044		9	36.885		31.490	118.8	42.328		227.8	1:50.703	
4	36.823		<u>31.409</u>	120.3	42.280		229.3	1:50.512		10	40.477		31.683	<u>122.9</u>	42.964		226.4	1:55.124	
5	36.788		34.880	114.4	Pit In		229.3	2:21.156		11	37.490		39.659	90.6	46.025		226.4	2:03.174	
6	Pit Out		32.494	120.3	42.384			4:09.785		12	36.702		31.766	120.4	<u>41.840</u>		228.3	<u>1:50.308</u>	

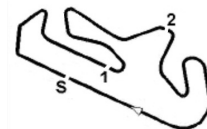
68		Kas Beekmans							Suzuki GSX-8R										
lap	Sect-1	Speed	Sect-2	Speed	Sect-3	Speed	TopSpeed	laptime	pit	lap	Sect-1	Speed	Sect-2	Speed	Sect-3	Speed	Topspeed	laptime	pit
1	Pit Out		32.756	108.4	45.223			2:01.861		7	<u>36.523</u>		32.624	114.9	42.486		231.3	1:51.633	
2	37.066		31.829	116.8	42.686		226.9	1:51.581		8	37.208		31.317	112.7	42.530		233.8	1:51.055	
3	37.179		31.379	<u>118.2</u>	42.322		231.3	1:50.880		9	36.850		31.389	114.8	42.242		229.8	1:50.481	
4	40.163		32.207	106.0	42.729		228.3	1:55.099		10	36.767		31.396	114.2	45.254		229.8	1:53.417	
5	36.907		33.854	108.7	42.800		233.3	1:53.561		11	36.999		31.350	117.8	<u>42.123</u>		232.8	1:50.472	
6	36.992		<u>31.234</u>	116.5	42.229		228.8	<u>1:50.455</u>		12	37.200		32.136	113.7	Pit In		<u>238.9</u>	<u>2:14.314</u>	

69		Alessandro Di Persio							Yamaha YZF-R7										
lap	Sect-1	Speed	Sect-2	Speed	Sect-3	Speed	TopSpeed	laptime	pit	lap	Sect-1	Speed	Sect-2	Speed	Sect-3	Speed	Topspeed	laptime	pit
1	Pit Out		32.416	112.4	43.144			1:59.076		5	38.528		32.171	112.4	Pit In		231.8	2:12.851	
2	<u>36.996</u>		32.779	109.9	Pit In		<u>235.8</u>	2:08.782		6	Pit Out		40.771	109.9	44.550			3:24.656	
3	Pit Out		35.376	113.3	49.819			6:15.959		7	38.049		<u>32.147</u>	<u>121.1</u>	<u>43.011</u>		221.3	<u>1:53.207</u>	
4	37.855		33.164	86.3	45.434		223.1	1:56.453		8									

71		Loris Veneman							Kawasaki ZX-6R 636										
lap	Sect-1	Speed	Sect-2	Speed	Sect-3	Speed	TopSpeed	laptime	pit	lap	Sect-1	Speed	Sect-2	Speed	Sect-3	Speed	Topspeed	laptime	pit
1	Pit Out		32.349	110.2	42.909			1:59.046		9	36.828		31.476	115.3	42.583		226.4	1:50.887	
2	37.150		31.836	112.1	42.755		223.6	1:51.741		10	36.826		31.486	115.9	42.348		226.9	1:50.660	
3	37.295		31.565	113.0	42.541		225.5	1:51.401		11	36.759		<u>31.329</u>	116.1	42.385		226.9	<u>1:50.473</u>	
4	36.877		31.612	109.9	49.496		225.5	1:57.985		12	<u>36.653</u>		31.555	116.4	42.405		<u>227.8</u>	1:50.613	
5	36.782		31.549	114.2	<u>42.322</u>		226.9	1:50.653		13	36.867		31.620	111.6	42.873		226.9	1:51.360	
6	36.716		31.536	114.9	42.408		225.0	1:50.660		14	37.009		31.449	<u>118.0</u>	42.393		225.0	1:50.851	
7	36.882		31.585	117.6	42.461		226.9	1:50.928		15	36.784		31.552	115.9	42.364		225.9	1:50.700	
8	37.026		31.605	114.3	42.391		226.9	1:51.022		16	36.761		31.412	117.3	42.433		225.9	1:50.606	

73		Fenton Seabright							Triumph Daytona 660										
lap	Sect-1	Speed	Sect-2	Speed	Sect-3	Speed	TopSpeed	laptime	pit	lap	Sect-1	Speed	Sect-2	Speed	Sect-3	Speed	Topspeed	laptime	pit
1	Pit Out		31.847	115.1	42.178			1:58.862		7	36.907		<u>31.128</u>	114.2	42.047		227.8	<u>1:50.082</u>	
2	37.063		31.715	116.4	42.367		227.8	1:51.145		8	36.914		32.344	109.8	42.462		223.6	1:51.720	
3	39.021		31.456	<u>116.8</u>	42.566		223.6	1:53.043		9	<u>36.646</u>		31.392	115.8	42.064		229.3	1:50.102	
4	37.032		31.580	111.3	42.217		<u>233.3</u>	1:50.829		10	37.025		31.559	114.3	42.308		222.7	1:50.892	
5	37.126		31.254	116.4	<u>41.909</u>		232.8	1:50.289		11	39.854		32.934	116.6	Pit In		223.6	<u>2:16.228</u>	
6	36.842		31.364	<u>116.8</u>	42.100		227.8	1:50.306		12									

77		Jose Osuna							Kawasaki ZX-6R 636										
lap	Sect-1	Speed	Sect-2	Speed	Sect-3	Speed	TopSpeed	laptime	pit	lap	Sect-1	Speed	Sect-2	Speed	Sect-3	Speed	Topspeed	laptime	pit
1	Pit Out		32.152	112.4	42.568			2:00.097		7	<u>36.607</u>		31.411	116.9	<u>41.951</u>		225.9	<u>1:49.969</u>	
2	37.224		31.783	112.5	42.608		222.2	1:51.615		8	36.626		31.279	<u>125.0</u>	42.233		228.8	1:50.138	
3	39.399		33.127	112.5	42.729		222.2	1:55.255		9	36.749		<u>31.189</u>	117.0	42.214		225.9	1:50.152	
4	36.920		31.406	115.8	42.295		228.8	1:50.621		10	38.576		32.332	113.7	43.168		228.3	1:54.076	



WorldSPB-WorldWCR Test

Test Day

19 - 23 March 2026

Laps and Sector Times - WSPB - Free Practice 5

Autodromo Internacional Algarve - 4592mtr.

5	36.743	31.413	115.3	42.296	<u>231.3</u>	1:50.452	11	36.854	32.571	115.4	Pit In	225.9	2:13.678
6	40.541	31.718	113.1	43.253	229.3	1:55.512	12						

79	Tomas Alonso							Yamaha YZF-R7											
lap	Sect-1	Speed	Sect-2	Speed	Sect-3	Speed	TopSpeed	laptime	pit	lap	Sect-1	Speed	Sect-2	Speed	Sect-3	Speed	Topspeed	laptime	pit
1	Pit Out		<u>34.006</u>	105.8	<u>44.362</u>			2:01.132		2									

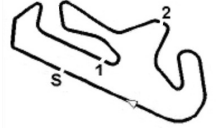
89	Taiyo Aksu							Yamaha YZF-R7											
lap	Sect-1	Speed	Sect-2	Speed	Sect-3	Speed	TopSpeed	laptime	pit	lap	Sect-1	Speed	Sect-2	Speed	Sect-3	Speed	Topspeed	laptime	pit
1	Pit Out		33.319	114.9	44.269			2:02.436		8	37.668		32.230	113.8	43.106		230.3	1:53.004	
2	38.075		32.330	117.0	43.615		221.3	1:54.020		9	37.446		31.919	116.6	<u>42.523</u>		227.8	<u>1:51.888</u>	
3	37.528		32.565	117.0	43.180		223.1	1:53.273		10	<u>37.101</u>		32.108	112.3	44.888		<u>234.3</u>	1:54.097	
4	37.534		32.258	113.1	43.107		226.4	1:52.899		11	38.598		32.691	112.5	43.493		225.0	1:54.782	
5	37.851		32.725	110.1	43.268		219.1	1:53.844		12	37.164		<u>31.812</u>	<u>118.3</u>	43.133		231.3	1:52.109	
6	37.699		32.340	117.6	Pit In		231.3	2:22.128		13	43.010		37.279	92.5	Pit In		227.4	2:24.335	
7	Pit Out		38.037	106.9	56.319			4:26.787		14									

91	Matteo Vannucci							Aprilia RS 660 Factory											
lap	Sect-1	Speed	Sect-2	Speed	Sect-3	Speed	TopSpeed	laptime	pit	lap	Sect-1	Speed	Sect-2	Speed	Sect-3	Speed	Topspeed	laptime	pit
1	Pit Out		32.570	117.1	44.774			2:02.279		8	36.818		31.513	118.7	42.632		231.3	1:50.963	
2	36.983		31.506	114.8	42.432		231.3	1:50.921		9	40.071		31.708	114.2	45.475		229.3	1:57.254	
3	36.830		31.506	118.4	43.823		229.8	1:52.159		10	36.892		31.496	118.3	42.322		237.4	1:50.710	
4	36.758		33.179	110.9	44.176		231.8	1:54.113		11	38.813		31.844	114.6	43.394		237.4	1:54.051	
5	36.725		33.975	111.3	42.636		<u>237.9</u>	1:53.336		12	40.083		31.805	112.9	43.571		230.8	1:55.459	
6	<u>36.643</u>		<u>31.365</u>	116.6	42.361		230.8	<u>1:50.369</u>		13	37.354		33.326	<u>119.3</u>	Pit In		217.7	2:13.267	
7	36.769		32.665	118.9	<u>42.275</u>		232.8	1:51.709		14									

92	Gabin Cazard							Yamaha YZF-R7											
lap	Sect-1	Speed	Sect-2	Speed	Sect-3	Speed	TopSpeed	laptime	pit	lap	Sect-1	Speed	Sect-2	Speed	Sect-3	Speed	Topspeed	laptime	pit
1	Pit Out		33.084	111.2	44.981			2:03.063		8	38.419		32.597	110.5	<u>43.734</u>		224.5	1:54.750	
2	38.235		32.586	111.3	44.178		<u>229.3</u>	1:54.999		9	38.200		32.558	111.1	43.917		227.4	1:54.675	
3	38.658		32.459	<u>118.3</u>	45.135		225.0	1:56.252		10	39.304		32.521	110.8	44.567		225.5	1:56.392	
4	38.337		32.845	111.2	44.095		225.5	1:55.277		11	38.258		32.416	112.4	43.998		223.1	1:54.672	
5	38.128		42.359	110.4	43.879		225.0	2:04.366		12	38.108		37.874	105.6	44.312		225.0	2:00.294	
6	38.747		32.689	114.8	Pit In		227.4	2:18.204		13	<u>38.000</u>		<u>32.377</u>	114.8	44.011		225.9	<u>1:54.388</u>	
7	Pit Out		32.772	113.0	44.440			6:30.659		14									

93	Arai Agaska							Yamaha YZF-R7											
lap	Sect-1	Speed	Sect-2	Speed	Sect-3	Speed	TopSpeed	laptime	pit	lap	Sect-1	Speed	Sect-2	Speed	Sect-3	Speed	Topspeed	laptime	pit
1	Pit Out		39.453	112.7	42.811			2:04.551		6	37.495		34.372	111.8	42.829		<u>233.8</u>	1:54.696	
2	37.251		32.282	112.0	43.050		233.3	1:52.583		7	51.363		35.279	114.6	42.623		225.9	2:09.265	
3	37.241		32.173	114.8	43.018		232.8	1:52.432		8	37.142		32.012	114.4	<u>42.534</u>		230.8	1:51.688	
4	37.343		32.085	113.0	59.921		229.8	2:09.349		9	<u>37.031</u>		31.885	<u>117.0</u>	Pit In		229.8	2:39.062	
5	37.053		<u>31.865</u>	<u>117.0</u>	42.542		<u>233.8</u>	<u>1:51.460</u>		10									

98	Thomas Benetti							Aprilia RS 660 Factory											
lap	Sect-1	Speed	Sect-2	Speed	Sect-3	Speed	TopSpeed	laptime	pit	lap	Sect-1	Speed	Sect-2	Speed	Sect-3	Speed	Topspeed	laptime	pit
1	Pit Out	87.9	33.987	110.4	44.799			2:05.677		7	40.041	<u>105.4</u>	31.996	107.4	43.088		226.4	1:55.125	
2	45.794	93.8	32.272	<u>116.1</u>	43.758		219.1	2:01.824		8	<u>36.971</u>	95.0	34.547	107.9	43.388		<u>236.8</u>	1:54.906	
3	38.678	102.2	32.253	114.3	43.058		222.7	1:53.989		9	37.695	103.3	33.414	112.5	43.585		221.3	1:54.694	
4	37.159	103.2	<u>31.914</u>	112.5	<u>42.890</u>		228.3	<u>1:51.963</u>		10	37.419	99.9	31.944	114.9	42.985		225.5	1:52.348	
5	37.505	94.0	31.928	111.8	43.134		230.3	1:52.567		11	38.066	98.2	36.311	109.0	Pit In		228.3	2:25.368	



WorldSPB-WorldWCR Test

Test Day

19 - 23 March 2026

Laps and Sector Times - WSPB - Free Practice 5

Autodromo Internacional Algarve - 4592mtr.

6	37.435	97.7	31.937	109.2	43.251	225.5	1:52.623	12						
---	--------	------	--------	-------	--------	-------	----------	----	--	--	--	--	--	--