
WorldSPB-WorldWCR Test
Test Day
19 - 23 March 2026
Laps and Sector Times - WSPB - Free Practice 4
Autodromo Internacional Algarve - 4592mtr.

6 Jeffrey Buis										Suzuki GSX-8R										
lap	Sect-1	Speed	Sect-2	Speed	Sect-3	Speed	TopSpeed	laptime	pit	lap	Sect-1	Speed	Sect-2	Speed	Sect-3	Speed	Topspeed	laptime	pit	
1	Pit Out		31.983	110.1	42.408			1:58.401		3	<u>36.592</u>		31.419	<u>119.6</u>		Pit In		<u>238.9</u>	2:09.709	
2	36.766		<u>31.223</u>	116.8	<u>41.676</u>		237.9	<u>1:49.665</u>		4	Pit Out		31.707	116.8	42.085				<u>17:47.457</u>	

11 Mattia Sorrenti										Aprilia RS 660 Factory										
lap	Sect-1	Speed	Sect-2	Speed	Sect-3	Speed	TopSpeed	laptime	pit	lap	Sect-1	Speed	Sect-2	Speed	Sect-3	Speed	Topspeed	laptime	pit	
1	Pit Out		32.636	114.4	42.773			2:01.704		7	Pit Out		32.584	113.8	42.737				7:06.850	
2	37.348		31.849	119.2	42.327		228.8	1:51.524		8	36.735		32.234	105.3	42.396		230.3	1:51.365		
3	36.843		31.675	<u>119.6</u>	42.273		233.3	1:50.791		9	39.174		37.974	113.7	42.722		<u>238.9</u>	1:59.870		
4	36.811		31.584	116.8	<u>42.004</u>		233.3	<u>1:50.399</u>		10	<u>36.680</u>		<u>31.462</u>	113.1	42.365		238.4	1:50.507		
5	36.720		31.505	118.8	42.338		234.3	1:50.563		11	37.145		34.230	111.3	51.697		<u>238.9</u>	2:03.072		
6	36.938		31.645	114.9	Pit In		233.3	<u>2:18.228</u>		12	37.008		31.982	110.9	42.510		230.8	1:51.500		

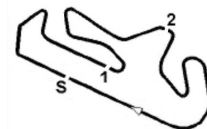
12 Humberto Maier										Yamaha YZF-R7									
lap	Sect-1	Speed	Sect-2	Speed	Sect-3	Speed	TopSpeed	laptime	pit	lap	Sect-1	Speed	Sect-2	Speed	Sect-3	Speed	Topspeed	laptime	pit
1	Pit Out		32.069	113.6	Pit In			2:32.514		7	43.447		37.663	111.1	42.535		231.3	2:03.645	
2	Pit Out		33.165	110.2	Pit In			2:45.566		8	36.811		<u>31.319</u>	116.4	42.268		233.3	<u>1:50.398</u>	
3	Pit Out		37.808	116.4	42.409			8:19.443		9	43.917		32.951	114.6	42.627		232.3	1:59.495	
4	37.126		31.683	113.2	<u>42.255</u>		237.9	1:51.064		10	36.850		31.598	<u>117.4</u>	42.321		234.8	1:50.769	
5	40.670		31.612	115.5	42.425		227.8	1:54.707		11	38.997		31.744	111.9	1:01.181		231.3	2:11.922	
6	<u>36.744</u>		31.904	112.1	44.963		<u>239.5</u>	1:53.611		12	39.091		33.627	104.2	43.460		<u>239.5</u>	1:56.178	

16 Alvaro Fuertes										Kawasaki ZX-6R 636									
lap	Sect-1	Speed	Sect-2	Speed	Sect-3	Speed	TopSpeed	laptime	pit	lap	Sect-1	Speed	Sect-2	Speed	Sect-3	Speed	Topspeed	laptime	pit
1	Pit Out		35.867	111.8	45.394			2:07.731		7	36.642		<u>31.198</u>	113.1	41.970		227.8	1:49.810	
2	36.721		31.541	117.1	41.804		227.8	1:50.066		8	38.343		32.577	113.0	Pit In		228.8	2:15.393	
3	36.593		31.469	<u>120.5</u>	42.082		229.8	1:50.144		9	Pit Out		31.960	116.5	42.656			8:09.624	
4	<u>36.432</u>		31.352	111.3	42.276		<u>232.8</u>	1:50.060		10	37.033		31.412	117.9	42.534		227.4	1:50.979	
5	36.943		31.535	115.5	42.036		227.4	1:50.514		11	36.549		31.465	115.4	<u>41.762</u>		230.8	<u>1:49.776</u>	
6	39.427		32.390	110.5	42.284		228.3	1:54.101		12	36.582		31.661	114.0	42.225		232.3	1:50.468	

18 Bruno Ieraci										Triumph Daytona 660									
lap	Sect-1	Speed	Sect-2	Speed	Sect-3	Speed	TopSpeed	laptime	pit	lap	Sect-1	Speed	Sect-2	Speed	Sect-3	Speed	Topspeed	laptime	pit
1	Pit Out	99.1	31.741	120.0	<u>42.074</u>			1:58.598		6	41.847	91.3	32.179	113.3	43.070		230.3	1:57.096	
2	36.901	96.4	31.545	116.5	42.495		<u>235.3</u>	1:50.941		7	36.878		31.625	119.5	42.400		231.3	1:50.903	
3	<u>36.810</u>	<u>104.0</u>	31.590	<u>121.6</u>	42.182		226.9	<u>1:50.582</u>		8	44.951		31.717	118.9	42.396		228.3	1:59.064	
4	36.851	102.9	<u>31.541</u>	117.5	42.297		225.5	1:50.689		9	36.956		31.569	117.9	42.217		229.8	1:50.742	
5	39.375	96.9	32.555	113.2	42.822		224.5	1:54.752		10									

21 Troy Sovicka										Yamaha YZF-R7									
lap	Sect-1	Speed	Sect-2	Speed	Sect-3	Speed	TopSpeed	laptime	pit	lap	Sect-1	Speed	Sect-2	Speed	Sect-3	Speed	Topspeed	laptime	pit
1	Pit Out		33.224	110.7	44.425			2:02.811		5	<u>37.831</u>		32.987	<u>116.4</u>	46.852		<u>234.3</u>	1:57.670	
2	38.178		33.110	115.4	<u>43.785</u>		227.8	1:55.073		6	37.904		32.802	111.3	45.223		230.3	1:55.929	
3	38.057		<u>32.645</u>	113.7	44.085		232.3	<u>1:54.787</u>		7	37.917		32.688	114.6	Pit In		229.8	2:16.286	
4	38.295		34.757	112.0	43.955		231.8	1:57.007		8									

23 Elia Bartolini										Triumph Daytona 660									
lap	Sect-1	Speed	Sect-2	Speed	Sect-3	Speed	TopSpeed	laptime	pit	lap	Sect-1	Speed	Sect-2	Speed	Sect-3	Speed	Topspeed	laptime	pit
1	Pit Out	102.7	31.959	112.3	43.054			1:59.417		5	38.112	<u>105.2</u>	31.919	114.2	Pit In		<u>236.8</u>	2:02.932	
2	37.225	96.3	<u>31.610</u>	116.3	43.217		229.8	<u>1:52.052</u>		6	Pit Out		32.593	110.4	43.240			8:49.421	
3	<u>37.156</u>	99.9	32.502	114.6	45.913		229.8	1:55.571		7	37.354		31.933	113.7	<u>42.839</u>		226.9	1:52.126	
4	37.938	98.4	31.885	110.1	42.923		229.8	1:52.746		8									



WorldSPB-WorldWCR Test

Test Day

19 - 23 March 2026

Laps and Sector Times - WSPB - Free Practice 4

Autodromo Internacional Algarve - 4592mtr.

26		Mirko Gennai							Yamaha YZF-R7										
lap	Sect-1	Speed	Sect-2	Speed	Sect-3	Speed	TopSpeed	laptime	pit	lap	Sect-1	Speed	Sect-2	Speed	Sect-3	Speed	Topspeed	laptime	pit
1	Pit Out		33.625	115.9	Pit In			2:32.142		7	38.722		32.791	120.7	44.298		213.0	1:55.811	
2	Pit Out		33.967	114.6	44.479			9:40.184		8	39.640		32.946	121.3	44.012		214.7	1:56.598	
3	39.048		33.054	117.4	<u>43.843</u>		216.0	1:55.945		9	38.644		32.828	121.6	44.029		<u>217.3</u>	1:55.501	
4	39.070		32.969	119.1	44.014		216.9	1:56.053		10	<u>38.619</u>		<u>32.699</u>	<u>122.3</u>	43.973		216.0	<u>1:55.291</u>	
5	39.016		32.946	118.9	44.150		213.4	1:56.112		11	40.483		34.964	112.1	Pit In		215.6	2:22.055	
6	38.863		32.783	119.2	43.859		211.8	1:55.505		12									

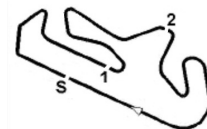
27		Felix Mulya							Yamaha YZF-R7										
lap	Sect-1	Speed	Sect-2	Speed	Sect-3	Speed	TopSpeed	laptime	pit	lap	Sect-1	Speed	Sect-2	Speed	Sect-3	Speed	Topspeed	laptime	pit
1	Pit Out		35.713	112.9	46.158			2:04.447		8	37.149		32.113	117.8	42.553		236.3	1:51.815	
2	37.577		32.017	115.4	42.233		238.9	1:51.827		9	40.471		33.800	89.6	Pit In		233.8	2:22.141	
3	37.229		31.840	115.8	42.566		233.3	1:51.635		10	Pit Out		38.280	113.0	46.617			4:01.272	
4	43.461		40.362	107.8	49.149		231.8	2:12.972		11	37.137		35.264	94.1	45.485		240.5	1:57.886	
5	37.074		31.689	118.8	<u>42.136</u>		233.8	1:50.899		12	38.310		35.041	102.8	Pit In		242.7	2:19.975	
6	<u>36.838</u>		<u>31.655</u>	116.8	42.140		236.3	<u>1:50.633</u>		13	Pit Out		32.229	116.4	42.701			3:49.854	
7	48.838		33.976	111.1	42.683		236.8	2:05.497		14									

33		Gonzalo Sanchez							Yamaha YZF-R7										
lap	Sect-1	Speed	Sect-2	Speed	Sect-3	Speed	TopSpeed	laptime	pit	lap	Sect-1	Speed	Sect-2	Speed	Sect-3	Speed	Topspeed	laptime	pit
1	Pit Out		32.034	114.9	57.736			2:13.497		8	<u>36.799</u>		31.925	116.5	42.467		239.5	1:51.191	
2	37.606		31.720	118.4	42.607		228.3	1:51.933		9	37.079		<u>31.499</u>	117.9	<u>41.958</u>		237.9	<u>1:50.536</u>	
3	37.257		31.758	115.8	42.818		231.8	1:51.833		10	37.074		31.743	122.3	42.752		239.5	1:51.569	
4	37.496		31.599	118.4	42.738		229.8	1:51.833		11	42.493		32.624	115.1	43.475		230.3	1:58.592	
5	37.577		31.844	121.9	42.666		230.3	1:52.087		12	37.297		31.519	<u>126.3</u>	42.584		233.3	1:51.400	
6	37.335		31.748	121.3	Pit In		229.3	2:11.417		13	38.295		35.258	114.2	42.480		<u>241.6</u>	1:56.033	
7	Pit Out		31.662	119.9	42.151			5:31.077		14	37.588		31.778	122.3	42.488		235.8	1:51.854	

34		Xavi Artigas							Kawasaki ZX-6R 636										
lap	Sect-1	Speed	Sect-2	Speed	Sect-3	Speed	TopSpeed	laptime	pit	lap	Sect-1	Speed	Sect-2	Speed	Sect-3	Speed	Topspeed	laptime	pit
1	Pit Out		32.071	117.8	42.525			1:55.331		6	36.778		<u>31.156</u>	118.0	42.112		<u>229.3</u>	<u>1:50.046</u>	
2	37.115		31.759	117.6	42.116		225.0	1:50.990		7	36.825		31.311	117.5	43.823		226.4	1:51.959	
3	36.775		31.370	<u>121.5</u>	42.307		227.4	1:50.452		8	36.867		31.197	120.7	42.136		228.3	1:50.200	
4	<u>36.701</u>		31.308	117.8	<u>42.106</u>		227.8	1:50.115		9	36.794		31.207	<u>121.5</u>	42.211		227.8	1:50.212	
5	36.751		31.201	120.8	42.275		228.3	1:50.227		10	41.009		33.802	108.8	Pit In		226.4	2:21.568	

36		Diego Poncet							Honda C BR600R										
lap	Sect-1	Speed	Sect-2	Speed	Sect-3	Speed	TopSpeed	laptime	pit	lap	Sect-1	Speed	Sect-2	Speed	Sect-3	Speed	Topspeed	laptime	pit
1	Pit Out	93.0	31.834	113.1	42.631			1:56.985		5	37.318	93.0	32.102	110.4	42.829		<u>240.0</u>	1:52.249	
2	36.856	98.8	31.440	114.4	42.046		237.4	1:50.342		6	36.798	99.9	31.475	117.0	42.211		235.8	1:50.484	
3	36.891	96.3	31.284	115.8	42.126		237.9	1:50.301		7	36.746	102.1	31.264	<u>119.9</u>	42.273		233.3	1:50.283	
4	36.673	99.9	<u>31.249</u>	115.4	<u>41.986</u>		237.4	<u>1:49.908</u>		8	<u>36.638</u>	<u>107.9</u>	37.666	114.3	Pit In		233.8	2:16.466	

38		David Salvador							Kawasaki ZX-6R 636										
lap	Sect-1	Speed	Sect-2	Speed	Sect-3	Speed	TopSpeed	laptime	pit	lap	Sect-1	Speed	Sect-2	Speed	Sect-3	Speed	Topspeed	laptime	pit
1	Pit Out		31.846	120.1	42.247			1:57.477		8	<u>36.356</u>		31.605	121.5	42.125		<u>234.3</u>	1:50.086	
2	36.839		31.333	116.3	42.067		225.9	1:50.239		9	36.602		31.485	119.9	42.147		230.3	1:50.234	
3	36.684		31.313	120.5	41.883		228.8	1:49.880		10	36.618		31.183	124.1	42.124		227.8	1:49.925	
4	36.622		31.262	119.5	42.051		229.8	1:49.935		11	36.616		31.473	124.9	42.108		227.4	1:50.197	
5	36.617		31.367	118.7	41.950		227.4	1:49.934		12	36.565		31.489	117.6	42.292		228.8	1:50.346	



WorldSPB-WorldWCR Test

Test Day

19 - 23 March 2026

Laps and Sector Times - WSPB - Free Practice 4

Autodromo Internacional Algarve - 4592mtr.

6	36.565	31.196	116.1	42.136	229.8	1:49.897	13	40.627	31.493	123.3	42.564	228.8	1:50.684
7	36.366	<u>31.086</u>	<u>125.0</u>	<u>41.756</u>	232.3	<u>1:49.208</u>	14	37.680	32.322	116.8	Pit In	231.8	2:15.742

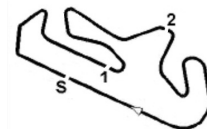
39 Juan Risueno								Kawasaki ZX-6R 636											
lap	Sect-1	Speed	Sect-2	Speed	Sect-3	Speed	TopSpeed	laptime	pit	lap	Sect-1	Speed	Sect-2	Speed	Sect-3	Speed	Topspeed	laptime	pit
1	Pit Out		31.948	118.7	42.638			1:58.184		8	36.832		31.629	115.3	42.034		233.8	1:50.495	
2	37.287		31.651	117.1	42.476		230.3	1:51.414		9	41.567		32.492	112.1	Pit In		235.3	2:22.278	
3	36.837		31.597	116.8	42.280		233.8	1:50.714		10	Pit Out		32.385	115.9	42.400			8:10.344	
4	36.806		31.539	116.1	42.219		233.8	1:50.564		11	37.003		31.569	<u>119.5</u>	44.556		234.3	1:53.128	
5	36.782		31.643	111.7	42.128		234.8	1:50.553		12	36.773		<u>31.457</u>	113.8	1:06.143		<u>237.4</u>	2:14.373	
6	40.730		31.740	116.8	42.258		234.8	1:54.728		13	<u>36.699</u>		31.469	113.8	<u>41.947</u>		232.8	<u>1:50.115</u>	
7	36.877		31.604	114.2	42.319		235.8	1:50.800		14									

40 Julian Correa								Kawasaki ZX-6R 636											
lap	Sect-1	Speed	Sect-2	Speed	Sect-3	Speed	TopSpeed	laptime	pit	lap	Sect-1	Speed	Sect-2	Speed	Sect-3	Speed	Topspeed	laptime	pit
1	Pit Out		32.052	110.9	42.947			1:53.270		8	<u>36.935</u>		<u>31.456</u>	111.0	<u>42.202</u>		235.3	<u>1:50.593</u>	
2	37.430		31.809	111.8	42.588		233.3	1:51.827		9	41.228		31.911	108.3	42.443		238.4	1:55.582	
3	37.707		32.107	112.9	45.977		234.3	1:55.791		10	38.241		32.135	109.4	43.100		236.8	1:53.476	
4	37.274		31.620	111.9	43.220		233.3	1:52.114		11	37.098		37.268	109.9	42.519		234.3	1:56.885	
5	38.208		32.578	98.0	45.362		233.3	1:56.148		12	37.186		31.895	110.2	42.433		237.4	1:51.514	
6	37.496		32.106	107.9	42.814		236.8	1:52.416		13	42.984		32.087	109.0	42.493		234.8	1:57.564	
7	36.970		32.271	<u>113.8</u>	42.514		<u>242.2</u>	1:51.755		14									

41 Ioannis Peristeras								Aprilia RS 660 Factory											
lap	Sect-1	Speed	Sect-2	Speed	Sect-3	Speed	TopSpeed	laptime	pit	lap	Sect-1	Speed	Sect-2	Speed	Sect-3	Speed	Topspeed	laptime	pit
1	Pit Out	87.2	33.025	112.9	42.169			2:01.343		8	36.865	97.0	31.727	113.2	42.457		235.8	1:51.049	
2	<u>36.654</u>	97.7	<u>31.361</u>	113.2	42.265		240.0	<u>1:50.280</u>		9	45.610	83.5	35.649	109.6	47.768		215.1	2:09.027	
3	36.661	92.7	31.845	112.5	<u>42.085</u>		238.9	1:50.591		10	37.548	<u>117.6</u>	37.673	109.4	42.761		240.0	1:57.982	
4	36.861	95.9	31.929	113.8	42.569		236.8	1:51.359		11	37.546	91.0	35.496	112.4	42.594		<u>247.7</u>	1:55.636	
5	41.653	94.6	34.016	109.8	Pit In		218.6	2:20.425		12	36.988		31.921	112.6	46.191		238.4	1:55.100	
6	Pit Out	87.2	33.444	114.2	42.526			3:53.752		13	37.054		31.851	113.4	42.551		238.4	1:51.456	
7	36.816	98.3	31.624	<u>115.8</u>	42.447		234.8	1:50.887		14									

43 Marco Gaggi								Yamaha YZF-R7											
lap	Sect-1	Speed	Sect-2	Speed	Sect-3	Speed	TopSpeed	laptime	pit	lap	Sect-1	Speed	Sect-2	Speed	Sect-3	Speed	Topspeed	laptime	pit
1	Pit Out		34.734	102.8	42.089			2:07.633		6	36.639		31.704	116.4	Pit In		238.9	2:14.046	
2	<u>36.633</u>		31.828	112.7	42.390		<u>241.1</u>	1:50.851		7	Pit Out		32.081	109.1	42.565			13:21.019	
3	36.695		31.724	117.0	<u>41.925</u>		237.9	<u>1:50.344</u>		8	37.073		31.877	<u>119.1</u>	42.538		234.3	1:51.488	
4	36.933		<u>31.689</u>	114.6	42.125		236.3	1:50.747		9	39.448		31.890	112.4	44.249		232.3	1:55.587	
5	36.874		31.697	115.6	42.192		234.3	1:50.763		10									

47 Antonio Torres								Kawasaki ZX-6R 636											
lap	Sect-1	Speed	Sect-2	Speed	Sect-3	Speed	TopSpeed	laptime	pit	lap	Sect-1	Speed	Sect-2	Speed	Sect-3	Speed	Topspeed	laptime	pit
1	Pit Out		31.961	119.2	42.519			1:59.863		9	36.908		31.529	120.8	42.131		227.4	1:50.568	
2	36.864		32.705	119.7	42.395		228.3	1:51.964		10	36.670		31.562	<u>127.7</u>	42.265		231.8	1:50.497	
3	37.040		<u>31.411</u>	118.8	<u>42.094</u>		235.3	1:50.545		11	36.729		31.434	122.7	42.226		229.3	1:50.389	
4	36.678		33.677	121.9	42.289		<u>242.2</u>	1:52.644		12	<u>36.507</u>		31.460	119.5	42.103		230.8	<u>1:50.070</u>	
5	36.884		31.491	121.1	42.435		232.8	1:50.810		13	36.760		31.690	119.6	42.398		232.8	1:50.848	
6	36.810		34.304	116.0	42.227		231.8	1:53.341		14	36.915		31.609	116.6	42.382		230.3	1:50.906	
7	36.881		31.495	122.6	42.287		231.3	1:50.663		15	36.894		31.704	119.6	42.375		230.8	1:50.973	
8	36.739		31.674	119.9	42.316		233.8	1:50.729		16	36.940		31.641	117.9	42.333		229.3	1:50.914	



WorldSPB-WorldWCR Test

Test Day

19 - 23 March 2026

Laps and Sector Times - WSPB - Free Practice 4

Autodromo Internacional Algarve - 4592mtr.

50 Carter Thompson										Yamaha YZF-R7									
lap	Sect-1	Speed	Sect-2	Speed	Sect-3	Speed	TopSpeed	laptime	pit	lap	Sect-1	Speed	Sect-2	Speed	Sect-3	Speed	Topspeed	laptime	pit
1	Pit Out		33.326	107.6	44.161			2:04.507		6	37.388		32.269	110.7	43.371		233.3	1:53.028	
2	38.010		32.508	110.4	43.358		227.4	1:53.876		7	37.505		32.384	110.4	Pit In		234.8	2:14.186	
3	37.573		32.372	109.8	43.017		<u>236.8</u>	1:52.962		8	Pit Out		32.852	104.7	43.582			11:21.290	
4	37.303		32.363	107.7	42.896		234.3	1:52.562		9	<u>37.197</u>		<u>32.124</u>	112.5	<u>42.824</u>		235.8	<u>1:52.145</u>	
5	37.621		32.271	109.5	42.987		232.8	1:52.879		10	37.433		32.286	111.0	43.023		231.8	1:52.742	

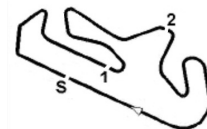
55 Harrison Dessoy										Triumph Daytona 660									
lap	Sect-1	Speed	Sect-2	Speed	Sect-3	Speed	TopSpeed	laptime	pit	lap	Sect-1	Speed	Sect-2	Speed	Sect-3	Speed	Topspeed	laptime	pit
1	Pit Out		32.081	116.0	47.107			2:09.117		8	36.864		<u>31.685</u>	114.4	42.465		231.3	<u>1:51.014</u>	
2	37.385		31.688	115.8	42.654		231.8	1:51.727		9	<u>36.735</u>		36.039	113.8	43.810		231.3	1:56.584	
3	37.235		32.060	116.6	42.688		230.3	1:51.983		10	37.008		34.286	109.2	43.051		<u>236.8</u>	1:54.345	
4	40.528		31.807	111.3	42.951		228.8	1:55.286		11	39.347		32.160	117.8	42.462		232.8	1:53.969	
5	37.395		31.764	112.4	44.592		233.3	1:53.751		12	42.221		32.025	<u>119.5</u>	42.634		234.8	1:56.880	
6	37.076		31.856	113.4	42.634		235.8	1:51.566		13	37.067		31.857	118.4	<u>42.399</u>		233.8	1:51.323	
7	37.209		31.760	117.9	42.445		227.8	1:51.414		14									

65 Ferre Fleerackers										Suzuki GSX-8R									
lap	Sect-1	Speed	Sect-2	Speed	Sect-3	Speed	TopSpeed	laptime	pit	lap	Sect-1	Speed	Sect-2	Speed	Sect-3	Speed	Topspeed	laptime	pit
1	Pit Out		31.700	118.8	42.158			1:59.915		6	Pit Out		31.598	120.0	42.024			11:33.239	
2	36.718		31.193	120.4	41.901		231.8	1:49.812		7	36.505		<u>31.167</u>	<u>120.7</u>	41.873		233.8	<u>1:49.545</u>	
3	36.637		31.192	113.6	42.010		234.3	1:49.839		8	38.110		32.348	111.9	42.983		<u>235.3</u>	1:53.441	
4	36.625		31.412	115.4	<u>41.800</u>		232.3	1:49.837		9	36.658		31.616	119.9	42.178		233.8	1:50.452	
5	<u>36.400</u>		32.236	116.6	Pit In		233.3	2:11.480		10	36.631		31.604	115.6	41.975		232.3	1:50.210	

68 Kas Beekmans										Suzuki GSX-8R									
lap	Sect-1	Speed	Sect-2	Speed	Sect-3	Speed	TopSpeed	laptime	pit	lap	Sect-1	Speed	Sect-2	Speed	Sect-3	Speed	Topspeed	laptime	pit
1	Pit Out		32.198	113.4	42.714			1:58.826		7	37.017		31.767	114.4	42.385		231.8	1:51.169	
2	37.204		31.688	<u>117.5</u>	42.148		229.8	1:51.040		8	<u>36.844</u>		31.494	116.3	42.518		<u>233.3</u>	1:50.856	
3	36.997		<u>31.174</u>	116.3	42.126		230.8	<u>1:50.297</u>		9	41.775		32.347	115.6	Pit In		232.8	2:15.479	
4	36.957		31.341	114.6	42.100		232.8	1:50.398		10	Pit Out		31.929	117.3	42.446			10:45.623	
5	36.984		31.578	115.0	42.221		232.8	1:50.783		11	37.087		31.723	114.5	42.208		232.8	1:51.018	
6	36.855		31.380	115.9	<u>42.073</u>		231.8	1:50.308		12									

69 Alessandro Di Persio										Yamaha YZF-R7									
lap	Sect-1	Speed	Sect-2	Speed	Sect-3	Speed	TopSpeed	laptime	pit	lap	Sect-1	Speed	Sect-2	Speed	Sect-3	Speed	Topspeed	laptime	pit
1	Pit Out		32.816	110.5	42.766			2:00.447		6	37.515		31.896	112.0	Pit In		228.3	2:12.988	
2	<u>37.030</u>		31.827	113.1	<u>42.407</u>		234.8	<u>1:51.264</u>		7	Pit Out		32.408	110.4	44.643			7:06.485	
3	37.221		31.904	115.4	43.203		231.8	1:52.328		8	37.271		31.890	<u>120.1</u>	42.669		<u>244.3</u>	1:51.830	
4	37.220		31.861	113.9	44.658		232.3	1:53.739		9	37.118		31.956	114.3	43.555		231.8	1:52.629	
5	37.171		<u>31.787</u>	112.9	43.008		231.8	1:51.966		10	38.630		33.228	117.6	43.333		225.0	1:55.191	

71 Loris Veneman										Kawasaki ZX-6R 636									
lap	Sect-1	Speed	Sect-2	Speed	Sect-3	Speed	TopSpeed	laptime	pit	lap	Sect-1	Speed	Sect-2	Speed	Sect-3	Speed	Topspeed	laptime	pit
1	Pit Out		31.765	115.9	42.583			1:55.611		6	36.850		31.478	113.1	42.407		228.8	1:50.735	
2	36.976		31.465	113.3	42.404		226.4	1:50.845		7	36.802		32.021	109.9	42.833		<u>230.8</u>	1:51.656	
3	36.868		<u>31.340</u>	112.0	42.258		228.8	1:50.466		8	36.856		31.521	115.3	42.236		229.8	1:50.613	
4	36.828		31.405	117.0	42.206		229.3	1:50.439		9	<u>36.744</u>		31.678	115.8	Pit In		228.3	2:13.521	
5	36.760		31.358	<u>117.3</u>	<u>42.176</u>		229.3	<u>1:50.294</u>		10									



WorldSPB-WorldWCR Test

Test Day
19 - 23 March 2026
Laps and Sector Times - WSPB - Free Practice 4
Autodromo Internacional Algarve - 4592mtr.

73 Fenton Seabright									Triumph Daytona 660										
lap	Sect-1	Speed	Sect-2	Speed	Sect-3	Speed	TopSpeed	laptime	pit	lap	Sect-1	Speed	Sect-2	Speed	Sect-3	Speed	Topspeed	laptime	pit
1	Pit Out		31.706	112.0	42.248			2:00.796		8	37.044		<u>31.283</u>	117.9	42.331		230.8	1:50.658	
2	37.375		31.619	113.3	42.388		230.8	1:51.382		9	37.566		38.883	109.4	Pit In		226.4	2:22.913	
3	<u>36.902</u>		31.409	114.9	42.353		231.8	1:50.664		10	Pit Out		31.858	111.5	44.774			5:21.475	
4	37.013		31.390	114.6	42.118		231.3	1:50.521		11	37.085		31.739	116.1	42.310		230.3	1:51.134	
5	37.030		31.340	114.6	<u>42.081</u>		230.3	<u>1:50.451</u>		12	37.103		31.547	<u>118.3</u>	42.431		230.8	1:51.081	
6	37.002		31.342	113.7	42.316		230.8	1:50.660		13	39.616		34.260	109.1	Pit In		228.3	2:19.708	
7	37.032		31.418	116.0	42.105		<u>232.3</u>	1:50.555		14									

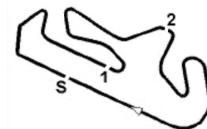
77 Jose Osuna									Kawasaki ZX-6R 636										
lap	Sect-1	Speed	Sect-2	Speed	Sect-3	Speed	TopSpeed	laptime	pit	lap	Sect-1	Speed	Sect-2	Speed	Sect-3	Speed	Topspeed	laptime	pit
1	Pit Out		34.794	113.8	45.571			2:06.280		7	36.854		31.405	<u>118.0</u>	42.230		227.4	1:50.489	
2	36.865		31.624	114.8	<u>42.076</u>		222.2	1:50.565		8	37.889		32.830	115.8	Pit In		228.3	2:15.521	
3	36.970		31.802	117.3	43.634		225.9	1:52.406		9	Pit Out		32.093	116.5	43.444			8:09.952	
4	<u>36.491</u>		31.868	113.6	42.232		232.3	1:50.591		10	36.570		<u>31.332</u>	117.9	42.168		<u>236.3</u>	<u>1:50.070</u>	
5	36.775		31.347	115.9	42.081		227.8	1:50.203		11	36.749		31.394	117.6	42.191		227.4	1:50.334	
6	36.676		31.977	117.9	42.205		227.8	1:50.858		12	37.085		31.887	114.3	42.480		230.3	1:51.452	

79 Tomas Alonso									Yamaha YZF-R7										
lap	Sect-1	Speed	Sect-2	Speed	Sect-3	Speed	TopSpeed	laptime	pit	lap	Sect-1	Speed	Sect-2	Speed	Sect-3	Speed	Topspeed	laptime	pit
1	Pit Out		34.297	104.1	45.050			2:01.593		7	38.403		33.141	107.1	54.033		220.4	2:05.577	
2	41.987		33.614	107.7	44.886		225.0	2:00.487		8	38.238		32.858	110.3	43.539		226.9	1:54.635	
3	39.164		33.117	111.2	45.392		223.1	1:57.673		9	38.161		<u>32.635</u>	110.0	46.109		227.4	1:56.905	
4	38.812		33.242	108.9	44.043		<u>229.8</u>	1:56.097		10	<u>38.137</u>		32.762	110.8	<u>43.533</u>		227.4	<u>1:54.432</u>	
5	39.191		35.977	108.5	44.253		219.5	1:59.421		11	39.505		35.964	<u>111.6</u>	43.574		227.8	1:59.043	
6	38.699		32.867	108.4	43.694		221.8	1:55.260		12									

89 Taiyo Aksu									Yamaha YZF-R7										
lap	Sect-1	Speed	Sect-2	Speed	Sect-3	Speed	TopSpeed	laptime	pit	lap	Sect-1	Speed	Sect-2	Speed	Sect-3	Speed	Topspeed	laptime	pit
1	Pit Out		35.038	<u>121.8</u>	52.440			2:12.454		8	37.416		32.183	118.4	43.162		232.3	1:52.761	
2	38.572		32.292	120.1	<u>42.830</u>		231.3	1:53.694		9	<u>37.350</u>		32.813	115.1	43.266		227.4	1:53.429	
3	37.375		<u>31.988</u>	121.3	43.266		233.3	<u>1:52.629</u>		10	44.747		37.550	108.7	Pit In		227.4	2:34.294	
4	37.355		32.142	118.6	43.160		232.3	1:52.657		11	Pit Out		34.171	103.4	50.849			3:39.657	
5	37.442		32.359	121.3	Pit In		231.3	2:18.632		12	38.363		32.902	116.4	59.248		220.9	2:10.513	
6	Pit Out		39.928	105.0	48.758			3:32.304		13	37.941		32.344	119.6	43.347		225.9	1:53.632	
7	37.530		34.280	108.0	48.880		<u>233.8</u>	2:00.690		14									

91 Matteo Vannucci									Aprilia RS 660 Factory										
lap	Sect-1	Speed	Sect-2	Speed	Sect-3	Speed	TopSpeed	laptime	pit	lap	Sect-1	Speed	Sect-2	Speed	Sect-3	Speed	Topspeed	laptime	pit
1	Pit Out		32.667	117.4	42.949			2:04.934		7	Pit Out		32.198	111.9	43.753			3:16.703	
2	37.120		31.481	<u>120.1</u>	42.187		232.3	1:50.788		8	36.592		31.335	116.5	42.351		235.8	1:50.278	
3	36.620		31.445	116.6	42.185		233.8	1:50.250		9	36.513		31.563	117.4	42.374		232.8	1:50.450	
4	36.588		<u>31.197</u>	118.7	<u>41.985</u>		235.3	<u>1:49.770</u>		10	40.688		31.733	113.2	42.581		232.8	1:55.002	
5	36.496		31.358	114.4	42.218		238.4	1:50.072		11	<u>36.487</u>		33.500	116.0	Pit In		235.8	2:14.695	
6	36.614		31.746	118.2	Pit In		<u>242.7</u>	2:09.694		12									

92 Gabin Cazard									Yamaha YZF-R7										
lap	Sect-1	Speed	Sect-2	Speed	Sect-3	Speed	TopSpeed	laptime	pit	lap	Sect-1	Speed	Sect-2	Speed	Sect-3	Speed	Topspeed	laptime	pit
1	Pit Out		33.025	109.6	51.456			2:08.224		8	37.578		32.183	113.4	<u>43.095</u>		238.4	1:52.856	
2	38.803		32.790	114.2	43.946		225.9	1:55.539		9	37.549		<u>31.917</u>	<u>116.5</u>	43.372		232.3	<u>1:52.838</u>	
3	38.256		32.196	115.4	43.475		226.9	1:53.927		10	39.275		39.911	107.9	Pit In		<u>240.5</u>	2:24.402	


WorldSPB-WorldWCR Test
Test Day
19 - 23 March 2026
Laps and Sector Times - WSPB - Free Practice 4
Autodromo Internacional Algarve - 4592mtr.

4	37.874	32.181	114.8	43.393	231.8	1:53.448	11	Pit Out	32.431	111.9	43.587	7:32.807	
5	38.113	32.273	114.9	43.431	230.3	1:53.817	12	<u>37.521</u>	32.233	112.7	43.359	235.3	1:53.113
6	38.692	32.569	114.8	46.972	229.3	1:58.233	13	38.155	32.248	111.5	43.212	232.3	1:53.615
7	37.648	32.132	112.9	43.361	234.3	1:53.141	14						

93 Arai Agaska										Yamaha YZF-R7									
lap	Sect-1	Speed	Sect-2	Speed	Sect-3	Speed	TopSpeed	laptime	pit	lap	Sect-1	Speed	Sect-2	Speed	Sect-3	Speed	Topspeed	laptime	pit
1	Pit Out		35.898	111.3	44.984			<u>2:02.578</u>		8	46.530		44.465	57.6	44.202		237.9	2:15.197	
2	36.914		31.759	115.3	<u>41.897</u>		233.8	<u>1:50.570</u>		9	37.166		31.739	117.1	42.304		237.9	1:51.209	
3	36.994		<u>31.582</u>	<u>117.4</u>	42.245		238.4	1:50.821		10	40.920		47.323	107.7	Pit In		233.3	2:38.446	
4	<u>36.730</u>		31.980	114.4	42.946		237.4	1:51.656		11	Pit Out		42.297	114.5	42.872			4:06.248	
5	36.807		31.888	116.9	42.221		236.8	1:50.916		12	37.311		31.781	117.1	42.100		230.3	1:51.192	
6	36.846		31.819	116.8	42.139		236.3	1:50.804		13	37.191		33.623	80.1	1:16.025		<u>241.1</u>	2:26.839	
7	37.074		31.794	110.2	42.290		237.9	1:51.158		14	37.606		53.426	83.6	Pit In		238.9	2:51.684	

98 Thomas Benetti										Aprilia RS 660 Factory									
lap	Sect-1	Speed	Sect-2	Speed	Sect-3	Speed	TopSpeed	laptime	pit	lap	Sect-1	Speed	Sect-2	Speed	Sect-3	Speed	Topspeed	laptime	pit
1	Pit Out	89.1	33.063	<u>117.8</u>	47.935			<u>2:19.631</u>		7	Pit Out	95.2	33.216	112.5	43.343			<u>3:38.309</u>	
2	37.025	104.1	31.788	116.3	42.665		233.8	1:51.478		8	37.019	101.3	32.023	112.0	42.795		233.8	1:51.837	
3	<u>36.718</u>	102.0	31.541	116.4	<u>42.390</u>		231.8	<u>1:50.649</u>		9	36.876	108.9	36.280	113.2	44.818		229.3	1:57.974	
4	36.833	101.5	<u>31.528</u>	116.5	42.485		237.4	1:50.846		10	42.184	<u>139.2</u>	43.682	110.5	42.903		228.8	2:08.769	
5	36.759	105.7	36.061	110.9	42.884		236.3	1:55.704		11	37.159	100.6	31.911	113.8	47.737		<u>243.2</u>	1:56.807	
6	41.157	113.2	39.941	106.9	Pit In		232.3	<u>2:28.250</u>		12	37.124		32.147	115.6	Pit In		236.3	2:33.922	